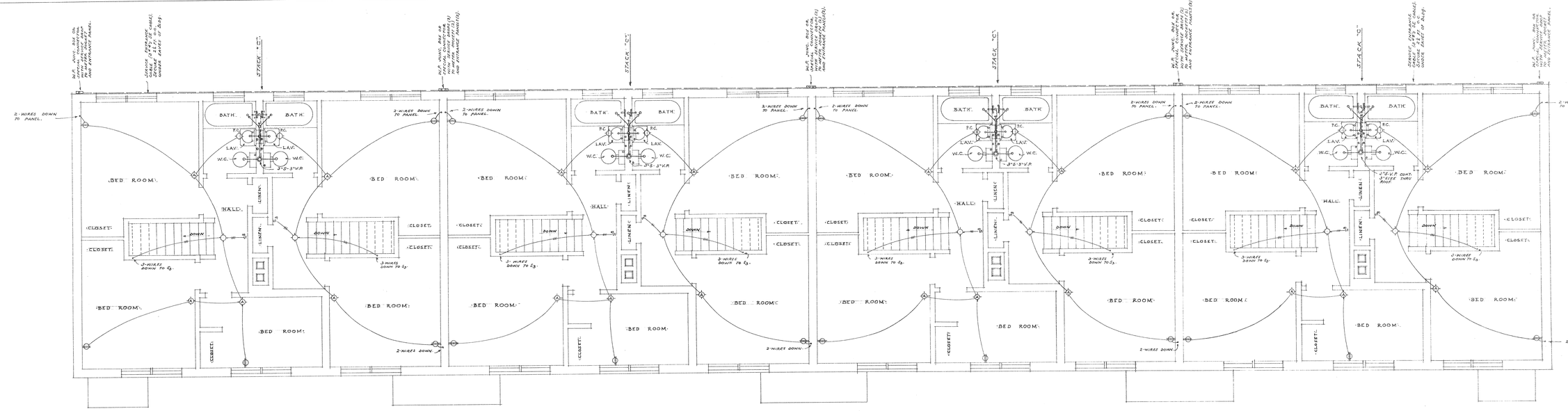

ELECTRICAL NOTES:
SEE SITE PLAN OF ELECTRICAL DISTRIBUTION FOR SERVICE DROP TO EACH BUILDING AND POINT OF ATTACHMENT.

SECOND FLOOR PLAN
SCALE 1/4" = 1'-0"

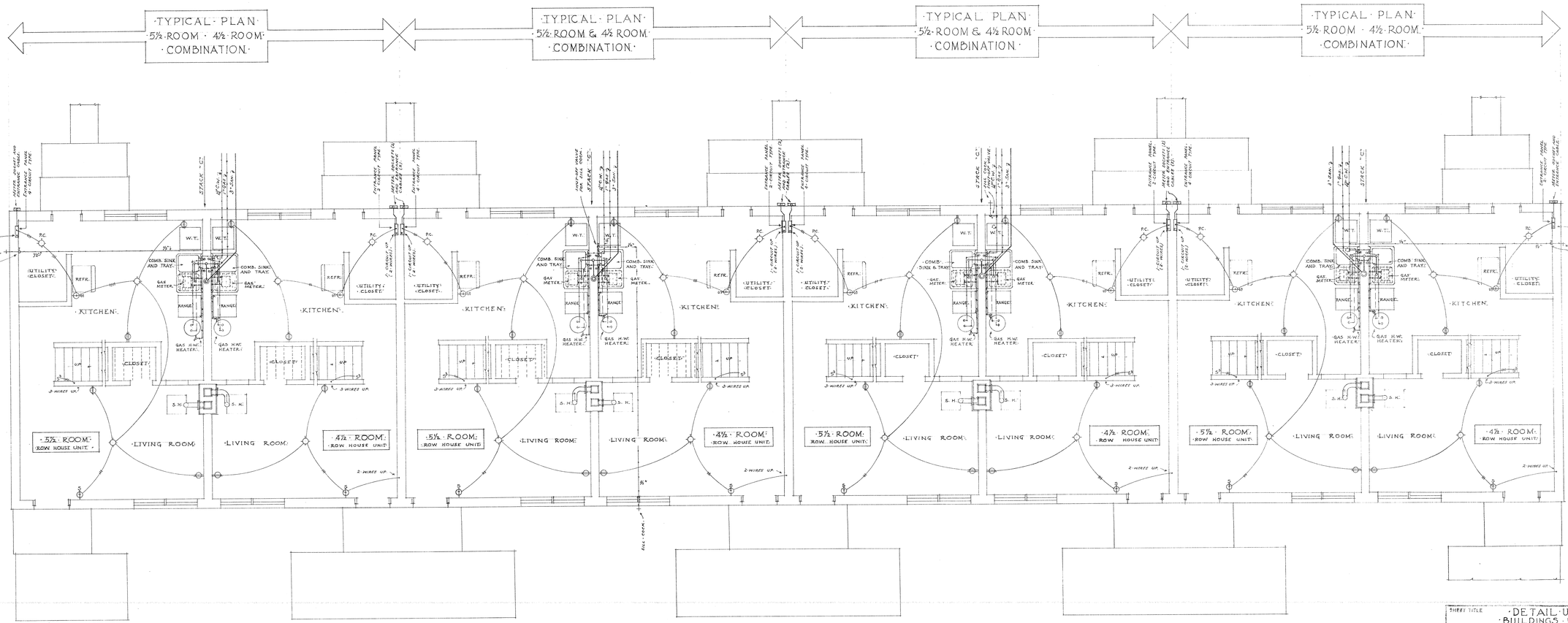

NOTE: SEE 3/4" SCALE DETAILED DRAWINGS SHOWING TYPICAL PLUMBING DETAIL OF 4½ AND 5½ ROOM ROW HOUSE UNITS.

FIRST FLOOR PLAN
SCALE 1/4" = 1'-0"

OFFICE OF
JAMES POSEY
CONSULTING ENGINEERS

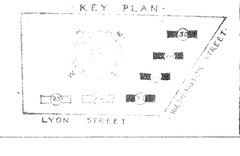

SHEET TITLE	DETAIL UNIT PLANS BUILDINGS NOS 27-28-29-30
	GONZALES GARDENS EXTENSION LOW RENT HOUSING PROJECT, COLUMBIA, SC-2-1A
	THE HOUSING AUTHORITY OF THE CITY OF COLUMBIA, S. C.
	FEDERAL PUBLIC HOUSING AUTHORITY
SCALE	1/4" = 1'-0"
SHEET NO.	M 602
	JAMES B. BROUHARD ARCHITECT COLUMBIA, S. C.
	DATE 3-27-42