

Affidavit of Service

This is for certifying that a true copy of the foregoing document, **Declaration** is presented by Shamar Kareem Bey

On December 2nd, 2015 I mailed to recipient:

Clerk of Court
Richland County Central Court
PO Box 192
1400 Huger Street
Columbia, SC 29202

The documents enclosed:

- 1) Copy of - Declaration (Original on File) (1 page)
- 2) Copy of - Affidavit of Service (Original on File) (1 page)
- 3) Copy of - Summary Court Summons (8 pages)
- 4) Copy of - Motion To Dismiss, Pay Off Notice, & 1040 V (19 pages)

By mailing them in a pre-paid envelope, addressed to the recipient named above bearing certified mail number:
7011 1570 0001 0587 7688.

In Good Faith, Truth and Honor,


I Am: _____

Shamar Kareem Bey
Shamar Kareem Bey
All Rights Reserved
December 2nd, 2015.

On this 2nd day of December, 2015 Aydia Branch the undersigned officer, personally appeared **Shamar Kareem Bey**, known to me (or satisfactorily proven) to be the man whose appellation is subscribed to the within instrument, **Declaration**, and acknowledged that he executed the same for the purposes therein contained;

In witness whereof, I hereunto set my hand and official seal,

Aydia Branch
Notary Public



2014 Form 1040-V



Department of the Treasury
Internal Revenue Service

What Is Form 1040-V

It is a statement you send with your check or money order for any balance due on the "Amount you owe" line of your 2014 Form 1040, Form 1040A, or Form 1040EZ.



TIP You can also pay your taxes online or by phone either by a direct transfer from your bank account or by credit or debit card. Paying online or by phone is convenient and secure and helps make sure we get your payments on time. For more information, go to www.irs.gov/e-pay.

How To Fill In Form 1040-V

Line 1. Enter your social security number (SSN). If you are filing a joint return, enter the SSN shown first on your return.

Line 2. If you are filing a joint return, enter the SSN shown second on your return.

Line 3. Enter the amount you are paying by check or money order.

Line 4. Enter your name(s) and address exactly as shown on your return. Please print clearly.

How To Prepare Your Payment

- Make your check or money order payable to "United States Treasury." Do not send cash.
- Make sure your name and address appear on your check or money order.
- Enter your daytime phone number and your SSN on your check or money order. If you are filing a joint return, enter the SSN shown first on your return. Also enter "2014 Form 1040," "2014 Form 1040A," or "2014 Form 1040EZ," whichever is appropriate.
- To help us process your payment, enter the amount on the right side of your check like this: \$ XXX.XX. Do not use dashes or lines (for example, do not enter "\$ XXX—" or "\$ XXX ^{xx}/₁₀₀").

How To Send In Your 2014 Tax Return, Payment, and Form 1040-V

- Detach Form 1040-V along the dotted line.
- Do not staple or otherwise attach your payment or Form 1040-V to your return or to each other. Instead, just put them loose in the envelope.
- Mail your 2014 tax return, payment, and Form 1040-V to the address shown on the back that applies to you.

Cat. No. 20975C

Form 1040-V (2014)

▼ Detach Here and Mail With Your Payment and Return ▼

Form **1040-V**

Department of the Treasury
Internal Revenue Service (99)

Payment Voucher

► Do not staple or attach this voucher to your payment or return.

OMB No. 1545-0074

2014

Print or type	1 Your social security number (SSN) 208-58-7196		2 If a joint return, SSN shown second on your return		3 Amount you are paying by check or money order. Make your check or money order payable to "United States Treasury" Dollars 1,092 Cents 50	
	4 Your first name and initial ROY K.				Last name RILEY	
	If a joint return, spouse's first name and initial				Last name	
	Home address (number and street) 205 HAMMOCK DRIVE		Apt. no.		City, town or post office, state, and ZIP code (If a foreign address, also complete spaces below.) LEXINGTON, SC 29072	
	Foreign country name		Foreign province/state/county		Foreign postal code	

For Paperwork Reduction Act Notice, see your tax return instructions.

Cat. No. 20975C

October 13, 2015
Harold A. Cuff

**STATE OF SOUTH CAROLINA
COUNTY OF RICHLAND**

Roy Riley
c/o Shamar Enoch Geulah Kareem 421 Bush River Rd #5
Columbia, SC 29210

RULE TO SHOW CAUSE

STATE VS. Roy Kareen Riley
TICKET #(S) 24910FO
CHARGE MIPP under \$1000.00
BALANCE DUE \$1,092.50

Please be advised that on **October 13, 2015 at 9:15 AM** a Show Cause Hearing will be held in the

**Central Court
P O Box 192
1400 Huger Street
Columbia, SC**

to determine if **Roy Kareen Riley** will be held in contempt of Court and a Bench Warrant issued for your arrest.

The records of the **Central Court** indicate that you have failed to comply with the sentence of the Court and are now subject to arrest.

TO AVOID ISSUANCE OF THIS BENCH WARRANT, YOU MUST: 1) PAY IN FULL \$1,092.50 OR 2) BE PRESENT FOR THE HEARING AS SCHEDULED ABOVE.


JUDGE

**Central Court
P O Box 192
1400 Huger Street
Columbia, SC 29202
Phone: (803) 576-2300
Fax: (803) 576-2326**

August 31, 2015

2014 Form 1040-V



Department of the Treasury
Internal Revenue Service

What Is Form 1040-V

It is a statement you send with your check or money order for any balance due on the "Amount you owe" line of your 2014 Form 1040, Form 1040A, or Form 1040EZ.



TIP You can also pay your taxes online or by phone either by a direct transfer from your bank account or by credit or debit card. Paying online or by phone is convenient and secure and helps make sure we get your payments on time. For more information, go to www.irs.gov/e-pay.

How To Fill In Form 1040-V

Line 1. Enter your social security number (SSN). If you are filing a joint return, enter the SSN shown first on your return.

Line 2. If you are filing a joint return, enter the SSN shown second on your return.

Line 3. Enter the amount you are paying by check or money order.

Line 4. Enter your name(s) and address exactly as shown on your return. Please print clearly.

How To Prepare Your Payment

- Make your check or money order payable to "United States Treasury." Do not send cash.
- Make sure your name and address appear on your check or money order.
- Enter your daytime phone number and your SSN on your check or money order. If you are filing a joint return, enter the SSN shown first on your return. Also enter "2014 Form 1040," "2014 Form 1040A," or "2014 Form 1040EZ," whichever is appropriate.
- To help us process your payment, enter the amount on the right side of your check like this: \$ XXX.XX. Do not use dashes or lines (for example, do not enter "\$ XXX—" or "\$ XXX ^{xx}/₁₀₀").

How To Send In Your 2014 Tax Return, Payment, and Form 1040-V

- Detach Form 1040-V along the dotted line.
- Do not staple or otherwise attach your payment or Form 1040-V to your return or to each other. Instead, just put them loose in the envelope.
- Mail your 2014 tax return, payment, and Form 1040-V to the address shown on the back that applies to you.

Cat. No. 20975C

Form **1040-V** (2014)

▼ Detach Here and Mail With Your Payment and Return ▼

Form **1040-V**

Department of the Treasury
Internal Revenue Service (99)

Payment Voucher

► Do not staple or attach this voucher to your payment or return.

OMB No. 1545-0074

2014

Print or type	1 Your social security number (SSN) 208-58-7196	2 If a joint return, SSN shown second on your return	3 Amount you are paying by check or money order. Make your check or money order payable to "United States Treasury" 1,092	Dollars	Cents 50
	4 Your first name and initial ROY K.		Last name RILEY		
	If a joint return, spouse's first name and initial		Last name		
	Home address (number and street) 205 HAMMOCK DRIVE	Apt. no.	City, town or post office, state, and ZIP code (If a foreign address, also complete spaces below.) LEXINGTON, SC 29072		
	Foreign country name		Foreign province/state/county		Foreign postal code

For Paperwork Reduction Act Notice, see your tax return instructions.

Cat. No. 20975C

DECLARATION

December 2, 2015

Shamar Kareem Bey
421 Bush River Road #5
Columbia SC, [29210]

To: Clerk of Court
Richland County Central Court
PO Box 192
1400 Huger Street
Columbia, SC 29202

Reference Case(s) Numbers: 24903FO, 24904FO, 24905FO, 24906FO, 24907FO, 24908FO, 24909FO, 24910FO

I have received your invitation for Summary Court Summons dated November 6, 2015 on December 1, 2015. However, ROY KAREEM RILEY will not be available for Motion Hearing scheduled to be heard on December 10, 2015.


Failing to appear on such date is not deemed as a forfeiture of Rights and/or Defense.

According to my records these cases were closed and settled.

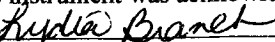
Please Cease and Desist any further communication (verbally and/or written) and collection activity corresponding to the above mentioned cases(s). Title 22 CFR 93.1-93.2, states that the Department of State has to be notified of any suit, and in turn has to notify the United States citizen of said suit.

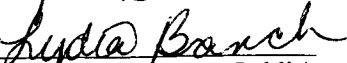
Any future communications addressed to Roy Kareem Riley must go through Mark Hammond, South Carolina Secretary of State Office.

In Good Faith, Truth and Honor,

I Am: 
Shamar Kareem Bey
All Rights Reserved
December 2nd, 2015.

State of South Carolina }
County of Richland } ss


This instrument was acknowledged before me on 2nd day of December, 2015,
by 


(Signature of Notary Public)

Seal

cc. The Honorable Nikki R. Haley
Office of the Governor
1205 Pendleton Street
Columbia, South Carolina 29201

cc. The Honorable Alan Wilson
Office of the Attorney General
1000 Assembly St,
Columbia, SC 29201



2014 Form 1040-V



Department of the Treasury
Internal Revenue Service

What Is Form 1040-V

It is a statement you send with your check or money order for any balance due on the "Amount you owe" line of your 2014 Form 1040, Form 1040A, or Form 1040EZ.



TIP You can also pay your taxes online or by phone either by a direct transfer from your bank account or by credit or debit card. Paying online or by phone is convenient and secure and helps make sure we get your payments on time. For more information, go to www.irs.gov/e-pay.

How To Fill In Form 1040-V

Line 1. Enter your social security number (SSN). If you are filing a joint return, enter the SSN shown first on your return.

Line 2. If you are filing a joint return, enter the SSN shown second on your return.

Line 3. Enter the amount you are paying by check or money order.

Line 4. Enter your name(s) and address exactly as shown on your return. Please print clearly.

How To Prepare Your Payment

- Make your check or money order payable to "United States Treasury." Do not send cash.
- Make sure your name and address appear on your check or money order.
- Enter your daytime phone number and your SSN on your check or money order. If you are filing a joint return, enter the SSN shown first on your return. Also enter "2014 Form 1040," "2014 Form 1040A," or "2014 Form 1040EZ," whichever is appropriate.
- To help us process your payment, enter the amount on the right side of your check like this: \$ XXX.XX. Do not use dashes or lines (for example, do not enter "\$ XXX—" or "\$ XXX **/100").

How To Send In Your 2014 Tax Return, Payment, and Form 1040-V

- Detach Form 1040-V along the dotted line.
- Do not staple or otherwise attach your payment or Form 1040-V to your return or to each other. Instead, just put them loose in the envelope.
- Mail your 2014 tax return, payment, and Form 1040-V to the address shown on the back that applies to you.

Cat. No. 20975C

Form **1040-V** (2014)

▼ Detach Here and Mail With Your Payment and Return ▼

Form **1040-V**

Payment Voucher

OMB No. 1545-0074

2014

Department of the Treasury
Internal Revenue Service (99)

► Do not staple or attach this voucher to your payment or return.

Print or type	1 Your social security number (SSN)		2 If a joint return, SSN shown second on your return		3 Amount you are paying by check or money order. Make your check or money order payable to "United States Treasury"		Dollars	Cents
	208-58-7196						1,092	50
	4 Your first name and initial				Last name			
	ROY K.				RILEY			
	If a joint return, spouse's first name and initial				Last name			
Home address (number and street)				Apt. no.	City, town or post office, state, and ZIP code (If a foreign address, also complete spaces below.)			
205 HAMMOCK DRIVE					LEXINGTON, SC 29072			
Foreign country name				Foreign province/state/county			Foreign postal code	

For Paperwork Reduction Act Notice, see your tax return instructions.

Cat. No. 20975C

October 13, 2015
Harold A. Cuff

**STATE OF SOUTH CAROLINA
COUNTY OF RICHLAND**

Roy Riley
421 Bush River Rd #5
Columbia, SC 29210

RULE TO SHOW CAUSE

STATE VS.
TICKET #(S)
CHARGE
BALANCE DUE

Roy Kareen Riley
24909FO
MIPP under \$1000.00
\$1,092.50


Please be advised that on **October 13, 2015 at 9:15 AM** a Show Cause Hearing will be held in the

**Central Court
P O Box 192
1400 Huger Street
Columbia, SC**

to determine if **Roy Kareen Riley** will be held in contempt of Court and a Bench Warrant issued for your arrest.

The records of the **Central Court** indicate that you have failed to comply with the sentence of the Court and are now subject to arrest.

TO AVOID ISSUANCE OF THIS BENCH WARRANT, YOU MUST: 1) PAY IN FULL \$1,092.50 OR 2) BE PRESENT FOR THE HEARING AS SCHEDULED ABOVE.


JUDGE

**Central Court
P O Box 192
1400 Huger Street
Columbia, SC 29202
Phone: (803) 576-2300
Fax: (803) 576-2326**

August 31, 2015