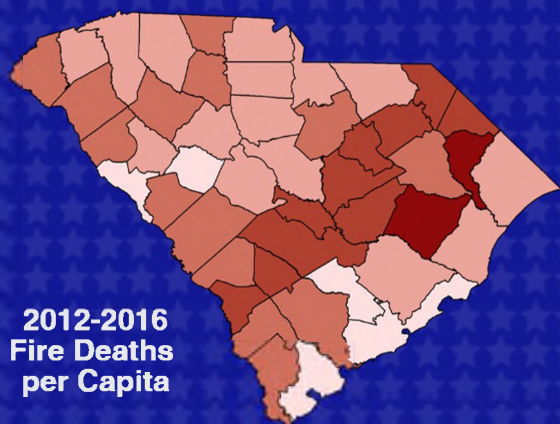


Lieutenant Governor
Kevin Bryant

FIRE SAFE South Carolina

A COMMUNITY RISK REDUCTION PROGRAM

EXAMINING OUR STATE



2012-2016
Fire Deaths
per Capita

Average 75 Annual Fire Deaths

In 2016 - 77

As of July 13, 2017 - 66

IT'S TIME FOR A CHANGE!



of all fire fatality victims are
50 years old or older,
25% are older than 70

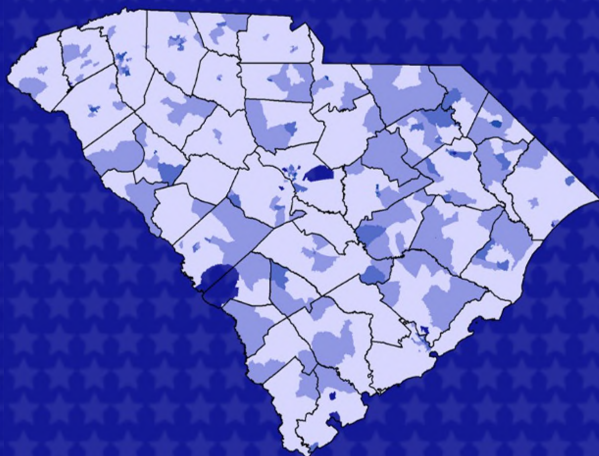


70% of our homes are not properly protected from a fire

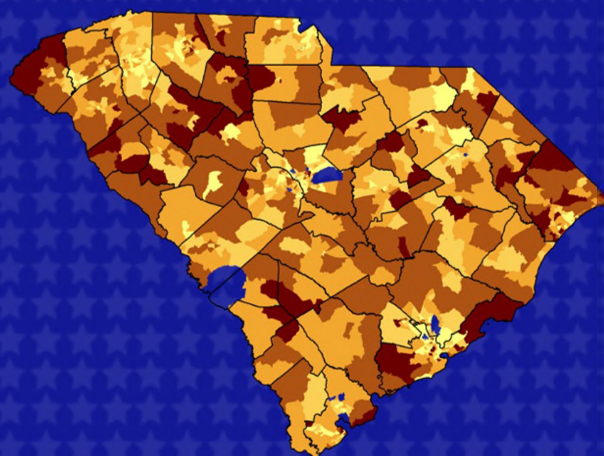
85% of fire fatalities occur in our homes

88% of fire fatalities have, at least, one potentially preventable human factor

SOCIOECONOMIC STATUS



HUMAN FACTORS



When compared with the map of 2012-2016 Fire Deaths per Capita, we observe distinct similarities between areas of lower socioeconomic status and prevalence of human factors. Socioeconomic status is an indicator of resource needs, i.e. alarm technology. While human factors, such as age, smoking, and binge drinking, prevent escape or awareness to a fire and direct educational needs.

UNITE


Statewide fire service organizations:

S.C. State Fire

S.C. State Firefighters' Association

S.C. State Association of Fire Chiefs

S.C. Fire Marshals Association



SUPPORT

17,000 firefighters



500,000 fire department calls for service
(60% medical and 6% fires)



530 unique local environments

ENGAGE

Community partners
with the ability to
influence our fire
problem



Currently working with
Director Darryl Broome,
Gerry Dickinson, Anne
Wolf, and many others to
address senior concerns

SERVE



Focused Fire Prevention
Education and Resources



HOW DO WE START?

County by county meetings to
identify local concerns and engage
unique statewide partnerships

August 2017 - Upstate

October 2017 - Pee Dee

January 2018 - Lowcountry

March 2018 - Midlands

LEARN MORE

www.firesafe.sc.gov

@FireSafeSC



COMMUNITY RISK REDUCTION

Josh Fulbright, Section Chief

803-728-5074 - josh.fulbright@llr.sc.gov