

# 2014 Year End SC Department of Commerce Industrial Recruitment Results

January 9, 2015

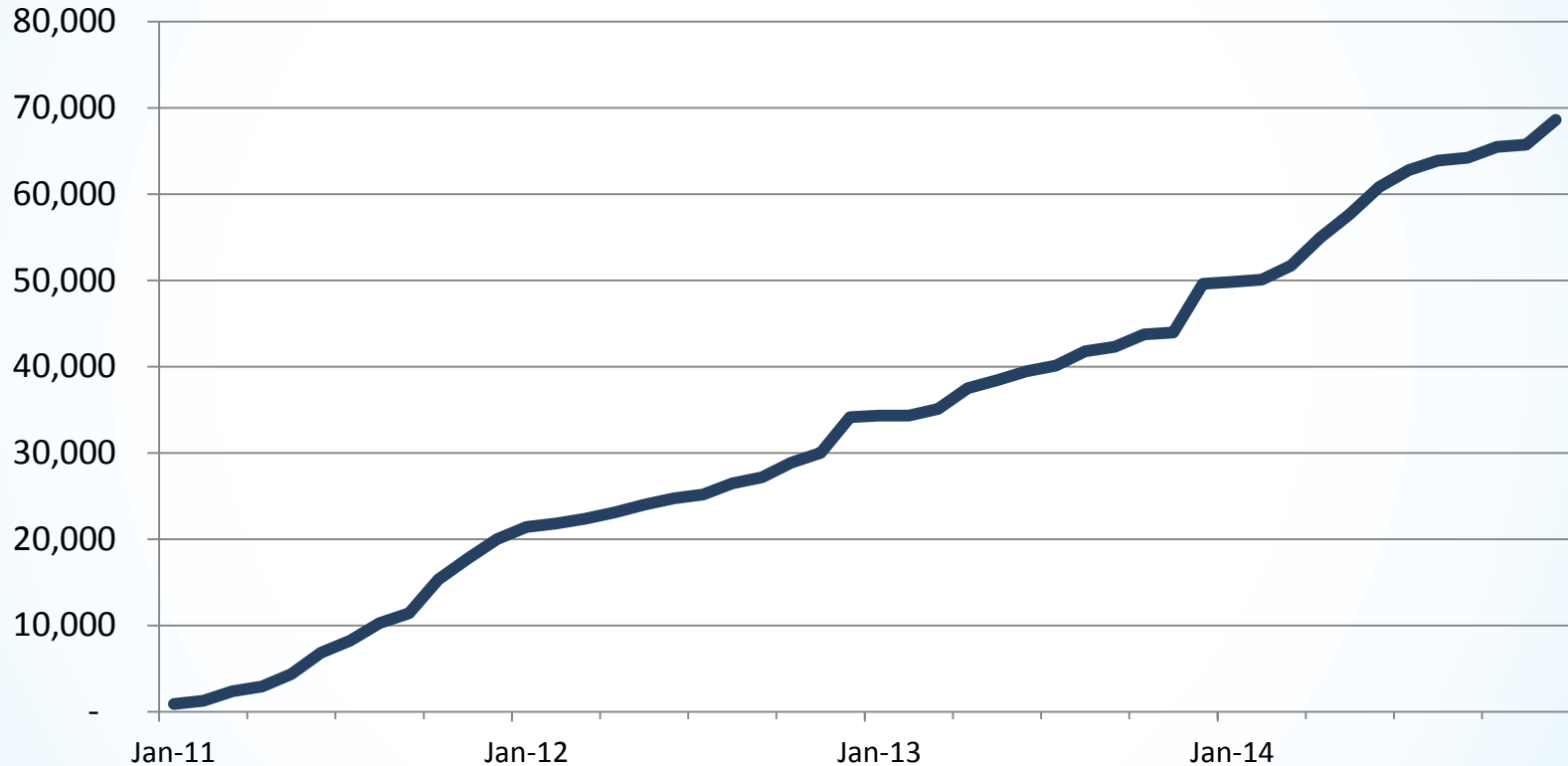
# Annual Recruitment Totals (2011-2014)

| Year               | Jobs Recruited | Capital Investment      | Project Count |
|--------------------|----------------|-------------------------|---------------|
| 2011               | 20,013         | \$5,106,366,786         | 149           |
| 2012               | 14,137         | \$3,987,883,387         | 151           |
| 2013               | 15,457         | \$5,410,821,101         | 127           |
| 2014               | 19,020         | \$5,088,220,624         | 146           |
| <b>Grand Total</b> | <b>68,627</b>  | <b>\$19,593,291,898</b> | <b>573</b>    |



# Four Year Trend of Job Recruitment

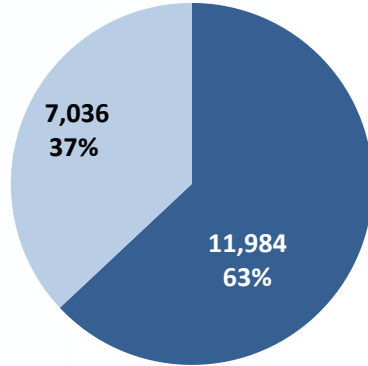
**Cumulative Job Recruitment (2011-2014)**



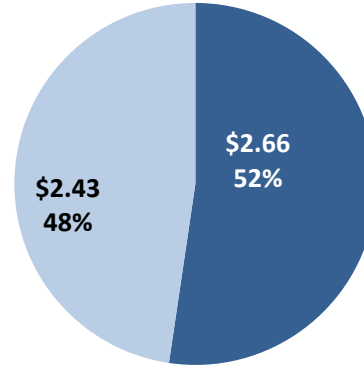
# New Facilities vs. Expansions

**2014**

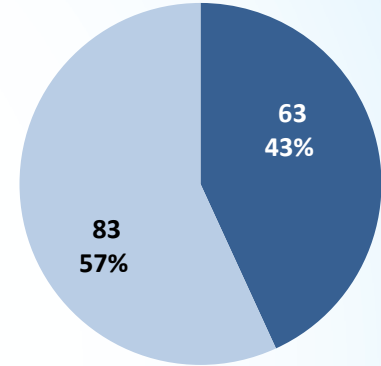
**Job Recruitment**



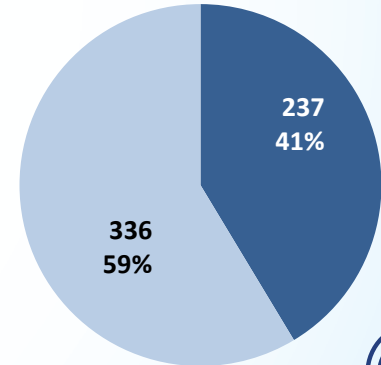
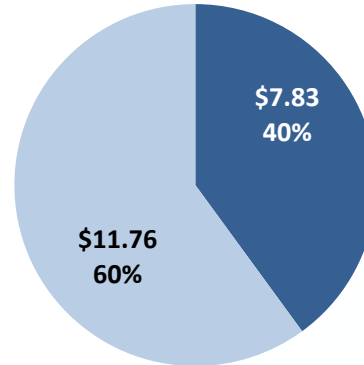
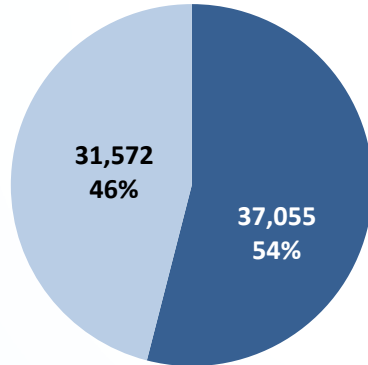
**Capital Investment (\$B)**



**Project Count**



**2011 to 2014  
Total**



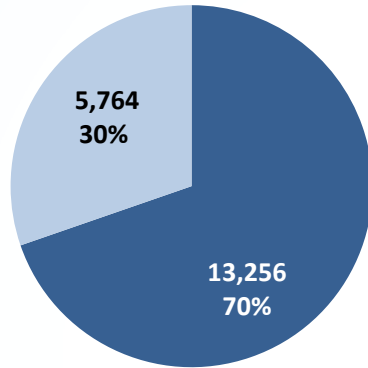
■ New   ■ Expansion



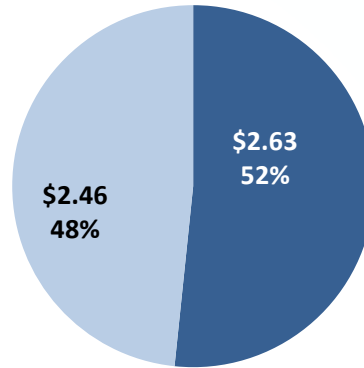
# Urban vs. Rural

**2014**

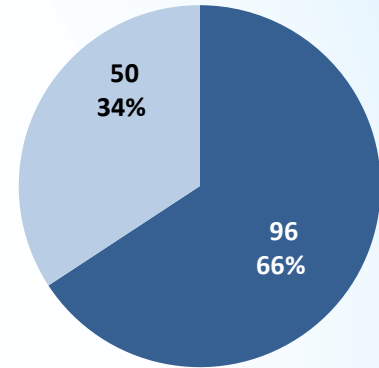
**Job Recruitment**



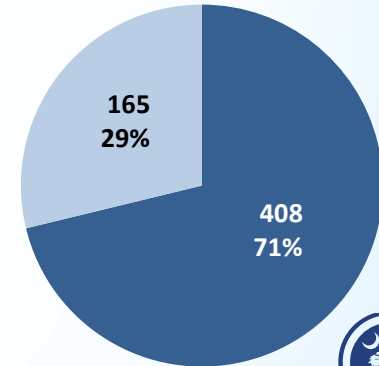
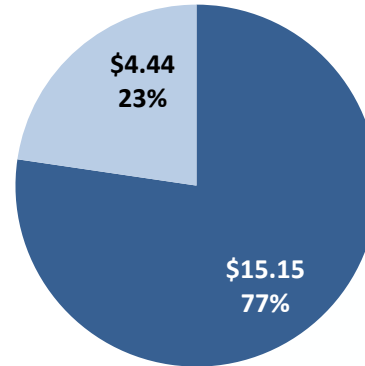
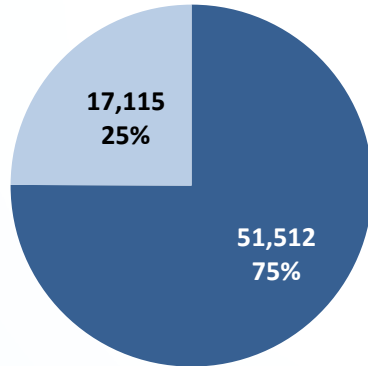
**Capital Investment**



**Project Count**



**2011  
to  
2014  
Total**



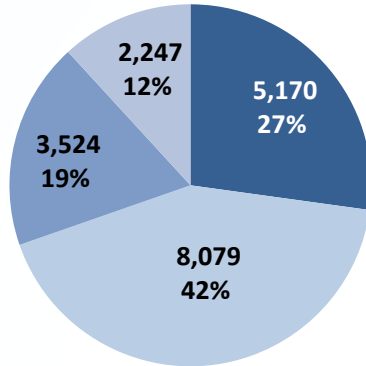
■ Urban ■ Rural



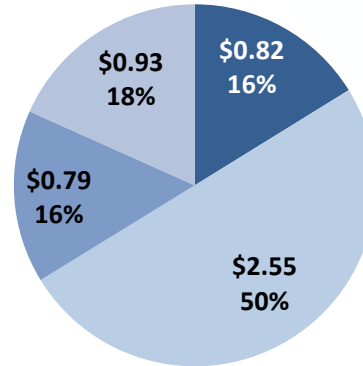
# By County Tier

2014

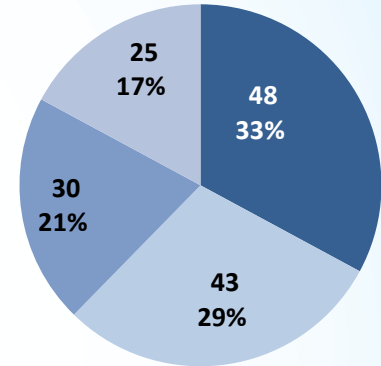
Job Recruitment



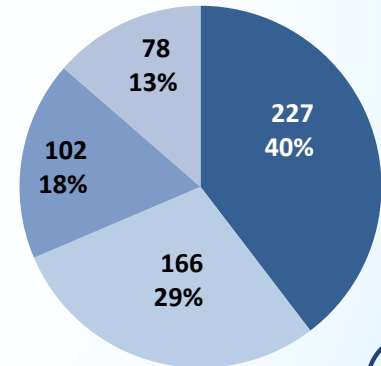
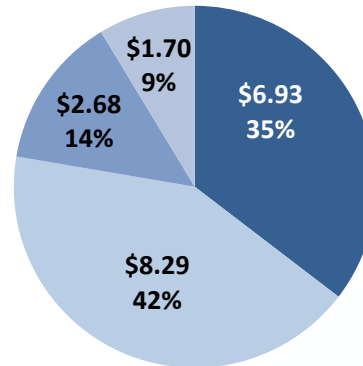
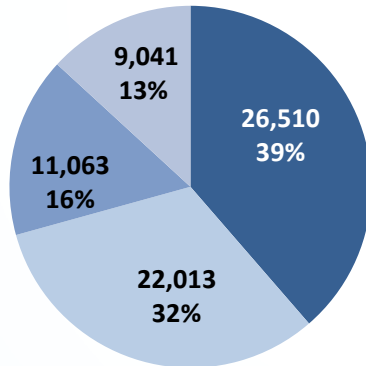
Capital Investment



Project Count



2011  
to  
2014  
Total



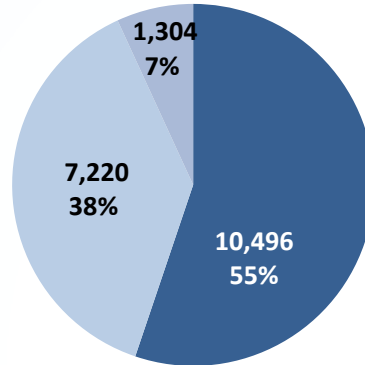
■ Tier I ■ Tier II ■ Tier III ■ Tier IV



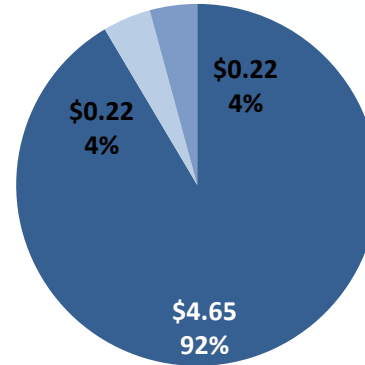
# By Project Category

2014

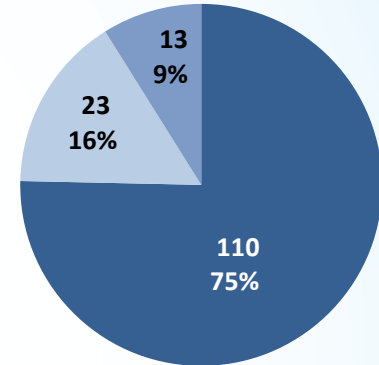
Job Recruitment



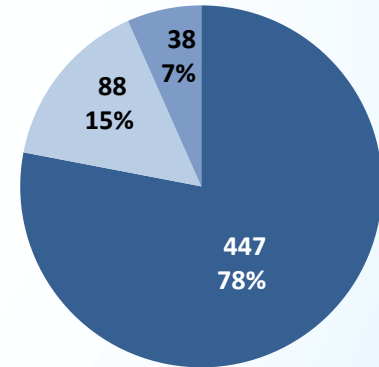
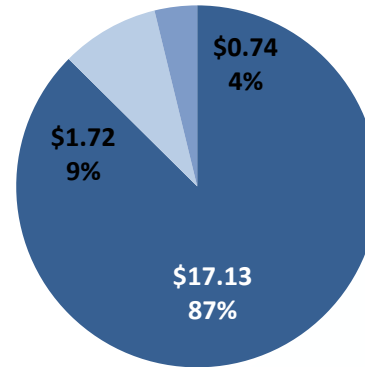
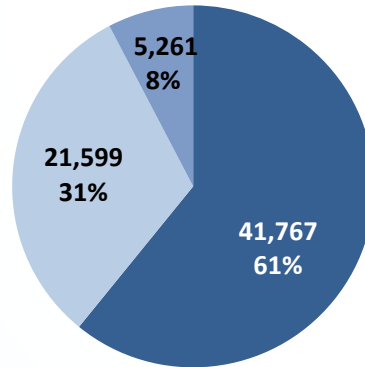
Capital Investment



Project Count



2011  
to  
2014  
Total



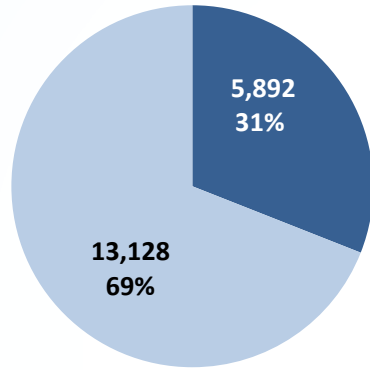
■ Manufacturing    ■ Service    ■ Warehouse and Distribution



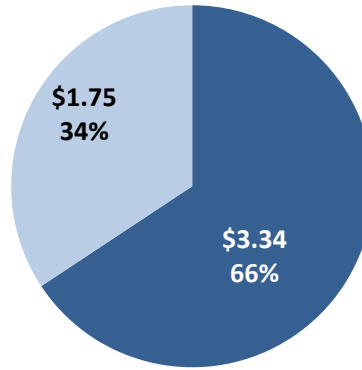
# International vs. Domestic

**2014**

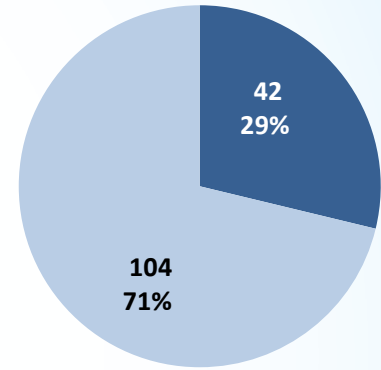
**Job Recruitment**



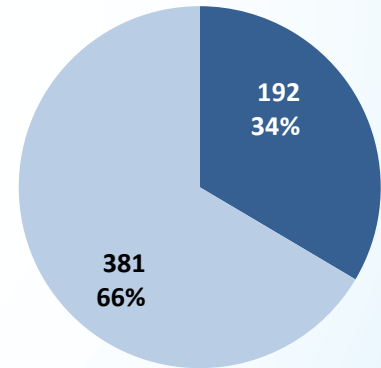
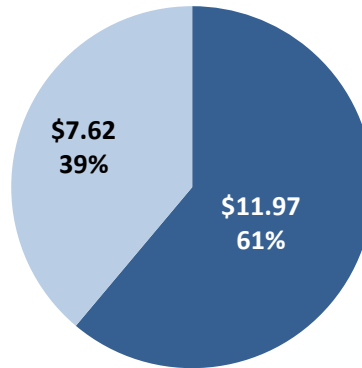
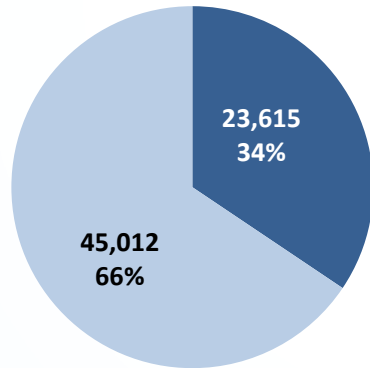
**Capital Investment**



**Project Count**



**2011  
to  
2014  
Total**



■ International ■ Domestic





# By Industry

| Industry                     | Jobs  | % of Total | Capital Investment | % of Total | Projects | % of Total |
|------------------------------|-------|------------|--------------------|------------|----------|------------|
| Advanced Materials           | 749   | 3.9%       | \$812,100,000      | 16.0%      | 4        | 2.7%       |
| Aerospace and Aviation       | 732   | 3.8%       | \$152,370,675      | 3.0%       | 8        | 5.5%       |
| Agribusiness Total           | 1,488 | 7.8%       | \$586,467,900      | 11.5%      | 20       | 13.7%      |
| Bakery and Perishable        | 574   | 3.0%       | \$68,370,000       | 1.3%       | 3        | 2.1%       |
| Distribution                 | 120   | 0.6%       | \$10,500,000       | 0.2%       | 2        | 1.4%       |
| Forestry                     | 212   | 1.1%       | \$105,740,000      | 2.1%       | 7        | 4.8%       |
| Mining                       | 270   | 1.4%       | \$353,564,900      | 6.9%       | 1        | 0.7%       |
| Processing and Canning       | 312   | 1.6%       | \$48,293,000       | 0.9%       | 7        | 4.8%       |
| Alternative Energy and Fuels | 83    | 0.4%       | \$473,000,000      | 9.3%       | 2        | 1.4%       |
| Automotive                   | 1,682 | 8.8%       | \$1,276,616,010    | 25.1%      | 13       | 8.9%       |
| Building Products            | 147   | 0.8%       | \$8,000,000        | 0.2%       | 2        | 1.4%       |
| Consumer Goods               | 318   | 1.7%       | \$68,200,000       | 1.3%       | 5        | 3.4%       |
| Electronics                  | 248   | 1.3%       | \$1,330,000        | 0.0%       | 1        | 0.7%       |
| Equipment and Machinery      | 694   | 3.6%       | \$108,940,000      | 2.1%       | 8        | 5.5%       |

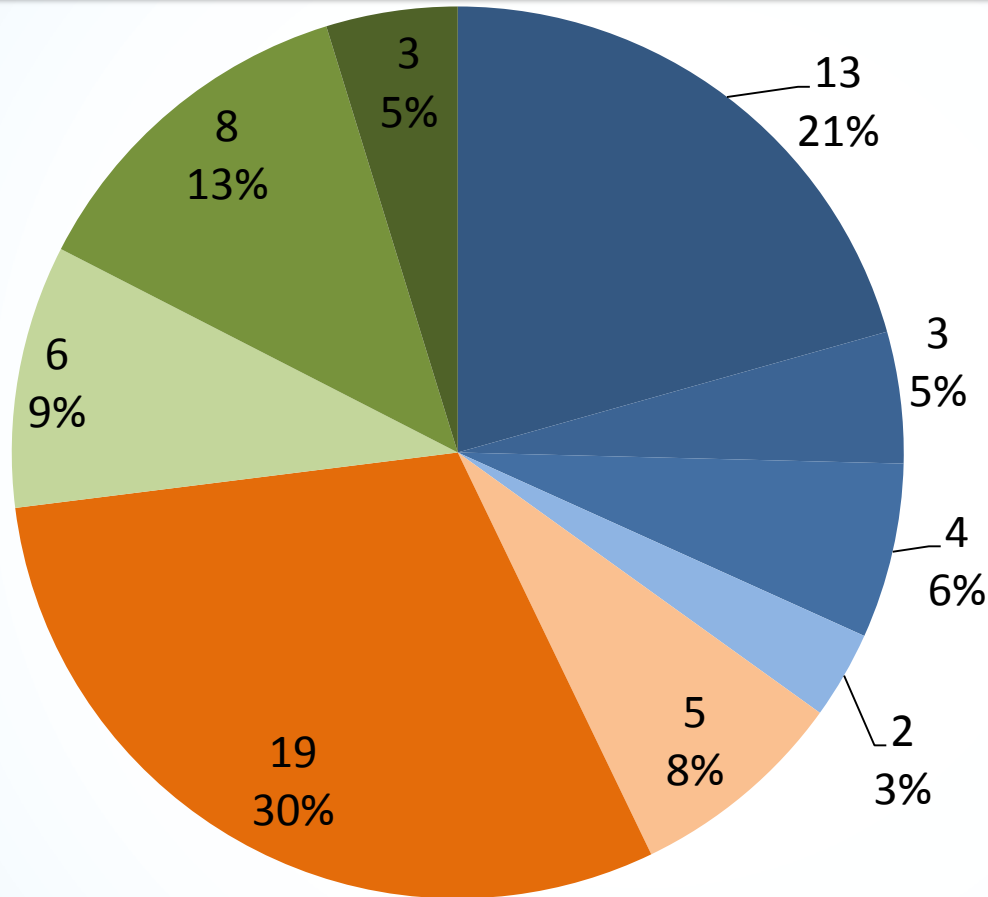


# By Industry (Continued)

| Industry                            | Jobs   | % of Total | Capital Investment | % of Total | Projects | % of Total |
|-------------------------------------|--------|------------|--------------------|------------|----------|------------|
| Defense and Firearms                | 300    | 1.6%       | \$4,200,000        | 0.1%       | 1        | 0.7%       |
| Life Science                        | 159    | 0.8%       | \$10,900,000       | 0.2%       | 4        | 2.7%       |
| Marine                              | 450    | 2.4%       | \$6,000,000        | 0.1%       | 2        | 1.4%       |
| Metal and Fabricated Metal Products | 758    | 4.0%       | \$184,959,200      | 3.6%       | 20       | 13.7%      |
| Non Metallic Mineral Manufacturing  | 100    | 0.5%       | \$25,000,000       | 0.5%       | 1        | 0.7%       |
| Office, HQ, and R&D                 | 7,020  | 36.9%      | \$203,140,076      | 4.0%       | 19       | 13.0%      |
| Packaging Materials                 | 250    | 1.3%       | \$30,900,000       | 0.6%       | 3        | 2.1%       |
| Plastics, Rubber, and Chemicals     | 2,250  | 11.8%      | \$668,450,000      | 13.1%      | 12       | 8.2%       |
| Recycling                           | 224    | 1.2%       | \$126,580,000      | 2.5%       | 4        | 2.7%       |
| Textile                             | 503    | 2.6%       | \$84,151,763       | 1.7%       | 8        | 5.5%       |
| Utilities                           | 29     | 0.2%       | \$2,515,000        | 0.0%       | 1        | 0.7%       |
| Warehousing and Distribution        | 825    | 4.3%       | \$154,900,000      | 3.0%       | 5        | 3.4%       |
| Wood and Paper Products             | 11     | 0.1%       | \$99,500,000       | 2.0%       | 3        | 2.1%       |
| Grand Total                         | 19,020 | 100.0%     | \$5,088,220,624    | 100.0%     | 146      | 100.0%     |



# Lead Source (New Projects Only)



## By Project Count (2014)

- Company
- In-House / Europe / Asia
- Tradeshow
- Governors Office
- Regional Alliance
- County
- Ally
- Consultant / Realtor
- Law Firm

