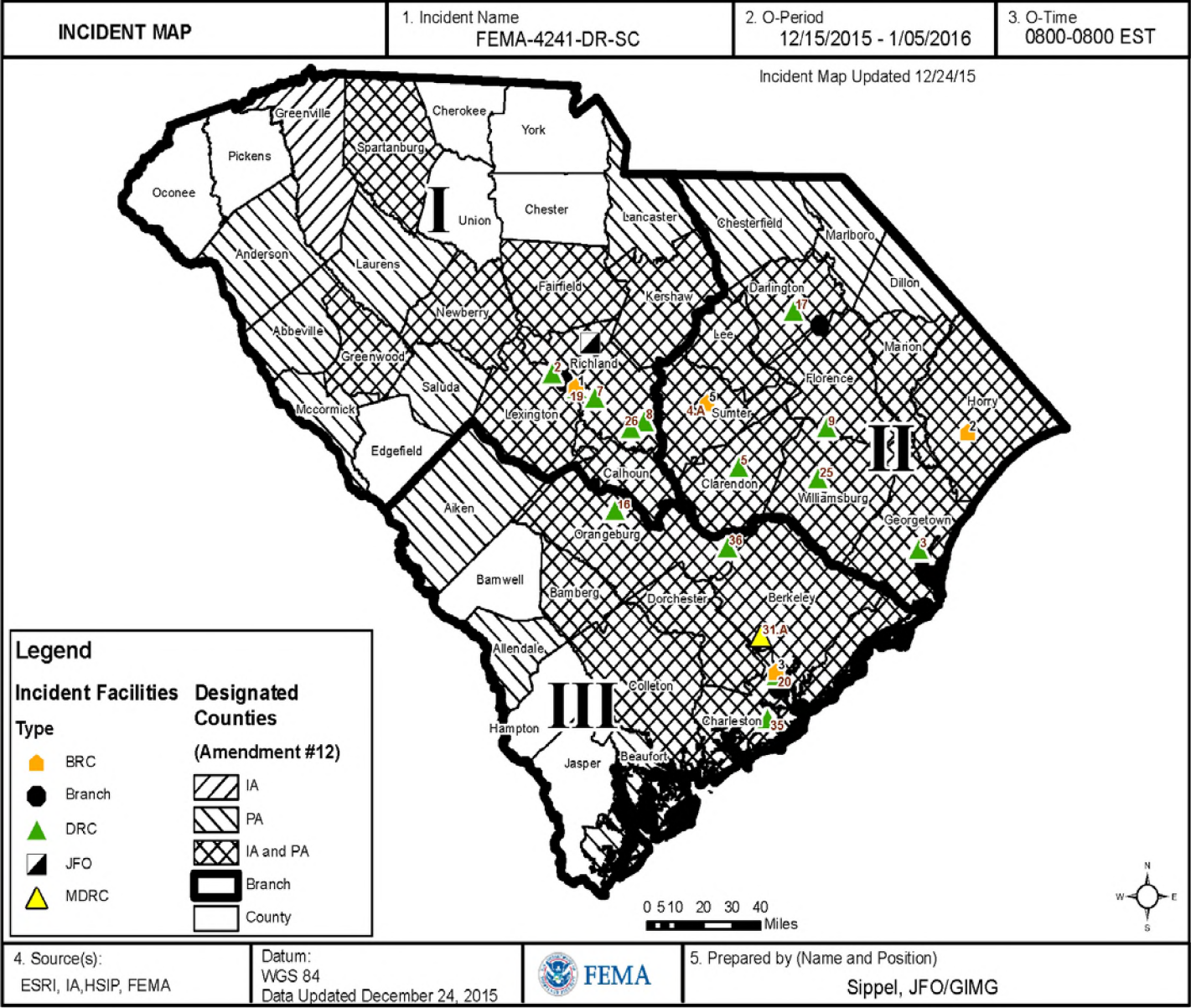


(NOTE: Data is COB previous day unless otherwise indicated. Red font indicates new information)



Overview of Hazards

[NOAA - National Oceanic and Atmospheric Administration](#)
Weather Conditions for 12/29/2015. EF-0 **TORNADO** CONFIRMED IN BERKELEY COUNTY SOUTH CAROLINA... SOME AREA RIVERS WILL REMAIN ABOVE FLOOD STAGE
[Columbia Metropolitan Airport, Columbia SC:](#)
Today
Showers likely, with thunderstorms also possible after 1pm. Cloudy, high near 78. Southwest wind 11 to 13 mph.
Tonight
A chance of showers and thunderstorms, then showers likely after 8pm. Cloudy, low around 66.
[Charleston, Charleston Air Force, Summerville SC:](#)
Today
A chance of showers and thunderstorms, mainly after 2pm. Mostly cloudy, high near 82.
Tonight
A chance of showers and thunderstorms. Patchy fog after midnight. Mostly cloudy, low around 68.
[Florence Regional Airport, Florence SC:](#)
Today
Showers likely, mainly between 7am and 11am. Mostly cloudy, high near 79.
Tonight
A chance of showers. Patchy fog after 11pm. Cloudy, low around 64.

Disaster Overview

- Designated counties: 36 (12 PA only, 1 IA only, 23 both PA and IA)
- 19 fatalities (8 traffic, 11 drowning)
- Incident: 10/01/2015 – 10/23/2015
- IA registrations extended until 03 January 2016

Security, Water , Energy, Accessibility & Telecommunications

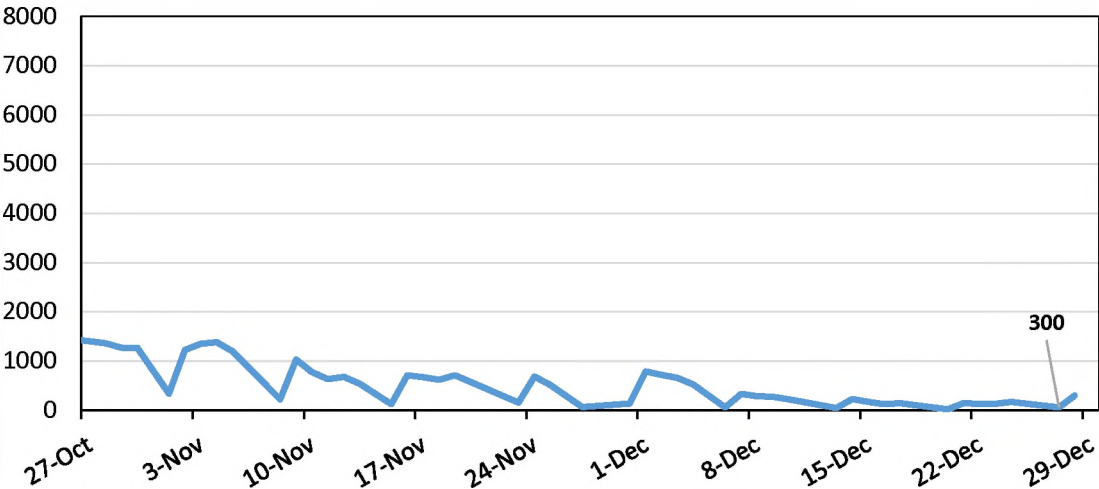
- There are no emergent issues
- 28 roads and 25 bridges remain closed



DRCs/MDRCs Open	
Open DRCs	16
Opening Today	0
Closing Today	0

DRCs Currently Open	
(1) Berkeley County	
(2) Charleston County	
(1) Clarendon County	
(1) Darlington County	
(1) Florence County	
(1) Georgetown County	
(1) Lexington County	
(4) Richland County	
(1) Williamsburg County	
(1) Sumter County	
(2) Orangeburg County	

IA Daily Registrants



IA Daily IHP Approved



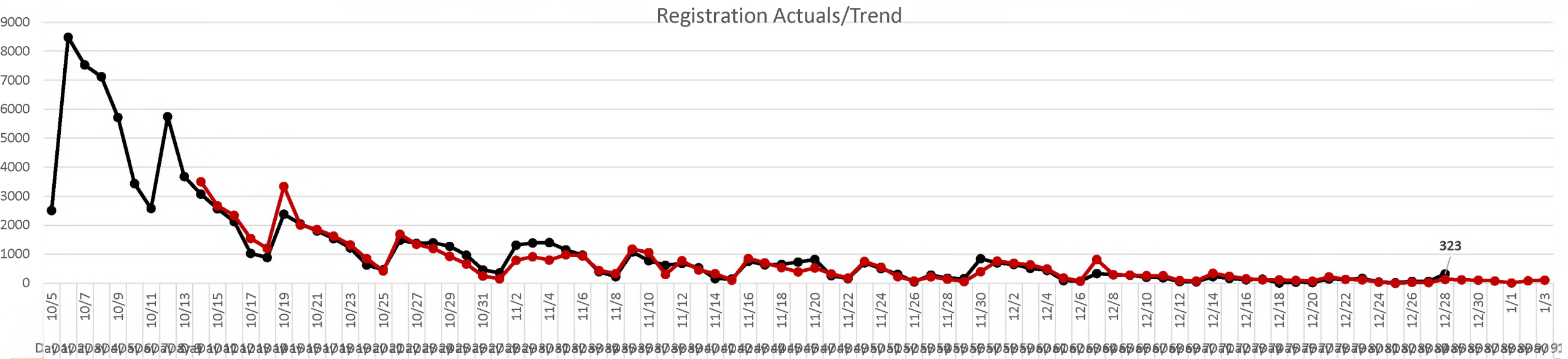
Individual Assistance		
Total Registrations	97,533	
IA Applications Approved	22,941	
Total IHP (A/D)	\$78.36 M	\$77.82 M
Total ONA (A/D)	\$10.50 M	\$10.61 M
Total HA (A/D)	\$67.86M	\$67.21 M
Max Awards (119)	\$3.9 M	
Max Award Amount	\$33,005	
Note: Approved (A) and Disbursed (D)		

Housing Inspections	
Inspections Assigned	81,777
Total Inspections Returned	81,426
% Completed	99.6%

(NOTE: Data is COB previous day unless otherwise indicated. Red font indicates new information)



Registration Actuals/Forecast (a/o 12/28/2015)



Branch I: IA Registrations		
County	Daily	Cumulative
Calhoun	4	825
Fairfield	2	513
Greenwood	3	404
Kershaw	15	1,648
Lexington	17	4,850
Newberry	4	623
Richland	58	19,796
Greenville	4	215
Spartanburg	1	208

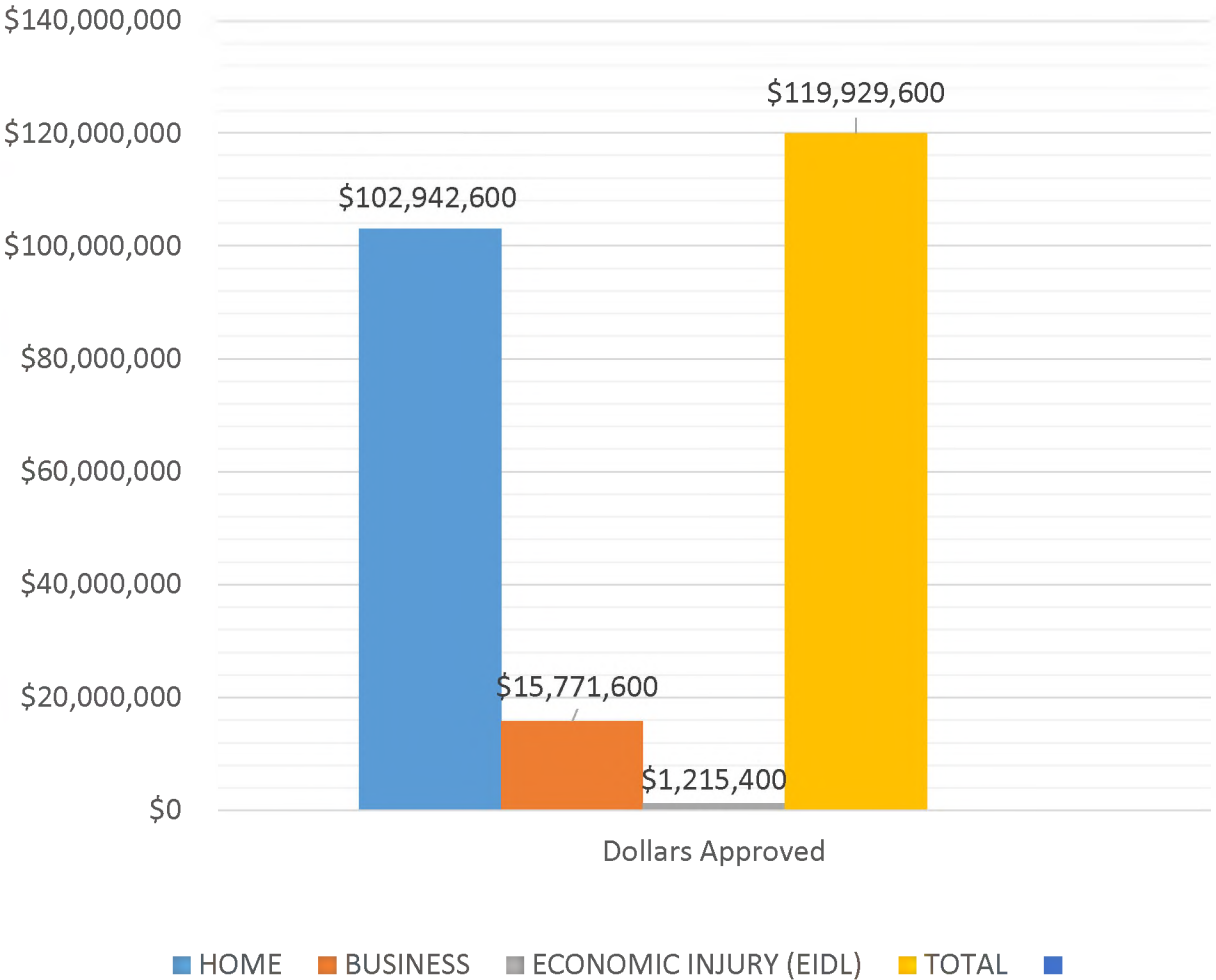
Branch II: IA Registrations		
County	Daily	Cumulative
Clarendon	9	3,834
Darlington	20	2,588
Florence	26	6,202
Georgetown	5	4,232
Horry	22	5,570
Lee	3	1,876
Marion	6	919
Sumter	15	9,679
Williamsburg	9	5,639

Branch III: IA Registrations		
County	Daily	Cumulative
Bamberg	1	514
Berkeley	16	5,402
Charleston	9	3,834
Colleton	3	1,844
Dorchester	4	3,969
Orangeburg	15	6,113



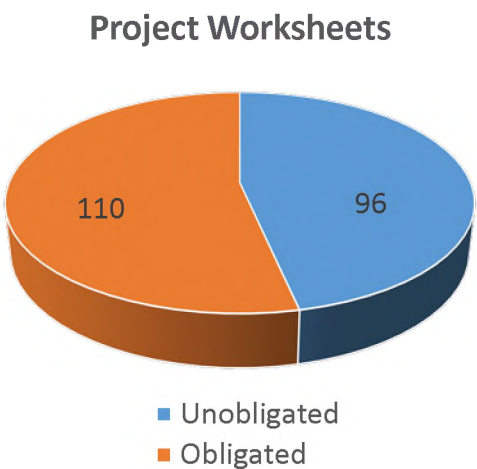
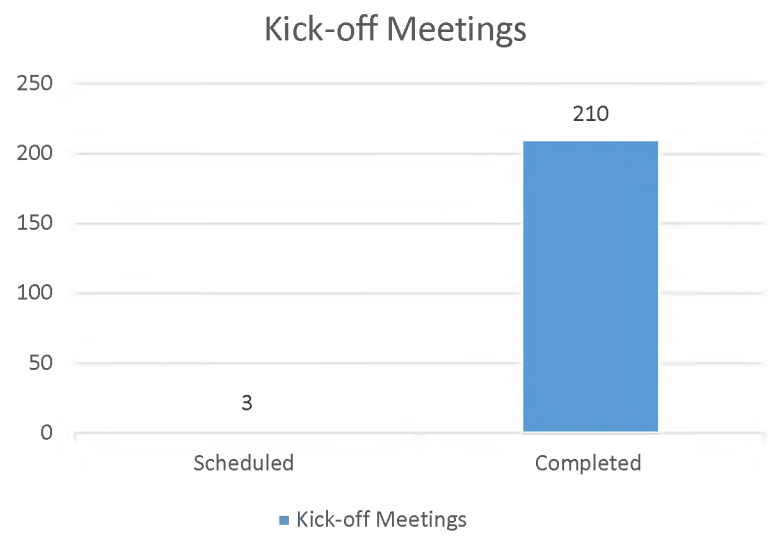
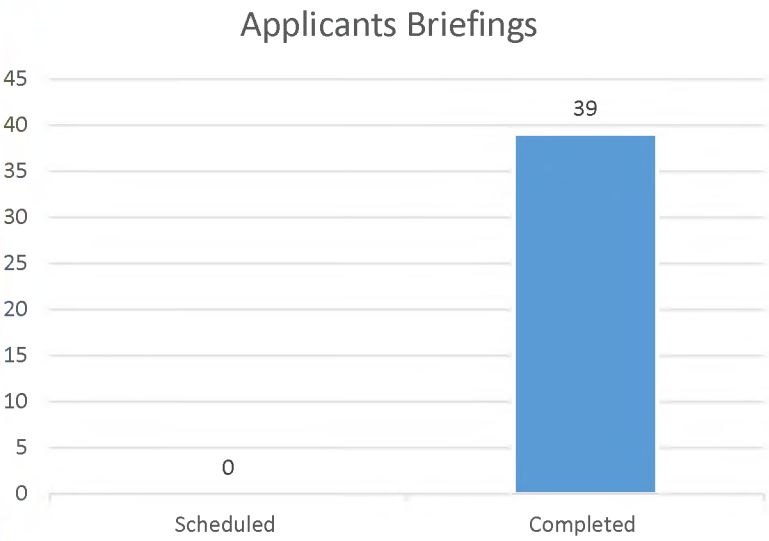
Loan Activity				
LOAN APPLICATIONS	HOME	BUSINESS	ECONOMIC INJURY (EIDL)	TOTAL
FEMA Registrations Referred	42,270	10,109	188	52,567
Applications Received	9,767	1,274	126	11,167
Loans Approved	3,816	345	23	4,184
Dollars Approved	\$102,942,600	\$15,771,600	\$1,215,400	\$119,929,600

SBA Approved Dollars by Category

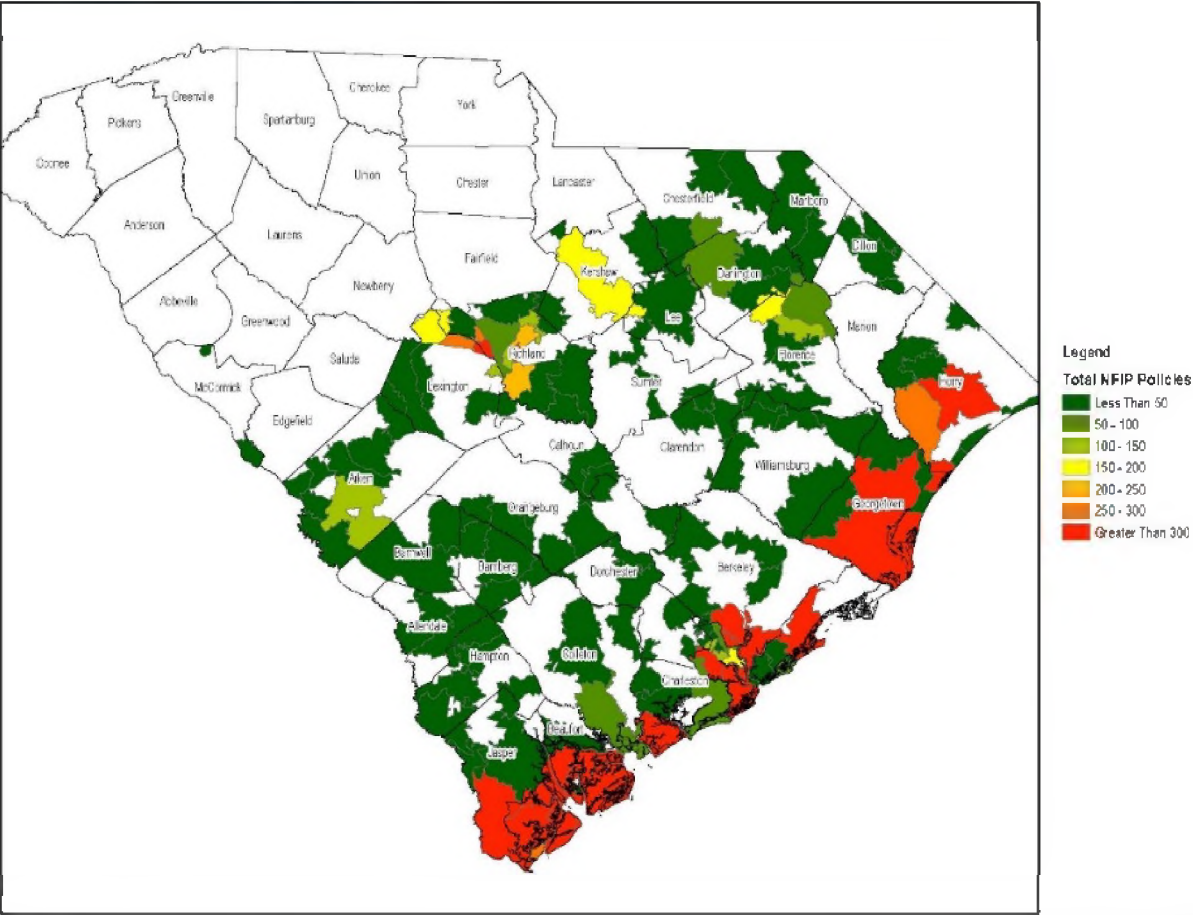




Request for Public Assistance (RPAs)		
Total RPAs Received		236
Eligible RPAs		220
Ineligible Applicants		16
Applicants Withdrawn		11
Applicant Briefings		
Applicant Briefings Scheduled		0
Applicants Briefings Completed		39
Kick-Off Meetings		
Kick-Off Meetings Scheduled		3
Kick-Off Meetings Completed		210
Project Worksheets (PWs)		
Total PWs Entered		206
Total PWs Obligated		110
Total Dollars Obligated		\$22,178,857
Exit Briefings Completed		17
PA PDA		
CATEGORY	Initial estimate 100%	Current 100%
A Debris Removal	\$1,497,081	\$45,526,695
B Protective Measures	\$17,316,189	\$51,193,880
C Roads and Bridges	\$40,008,229	\$51,962,961
D Water Control Facilities	\$7,369,976	\$662,000
E Public Buildings	\$780,805	\$2,308,878
F Public Utilities	\$4,774,110	\$11,625,295
G Recreational/Other	\$28,296,830	\$40,405,158
Total	\$100,043,220	\$203,684,867



South Carolina NFIP Policies - By Zip Code



User Name: jbrown54
Date: 12/20/15 Time: 07:41
Document Path: \\fhlgs2025_9-16402\enr\12151215\K02_SC_P01_FloodgM0281\boxqdratSC_NIP_FPolicy_021p.mxd



NATIONAL FLOOD INSURANCE PROGRAM CLAIMS

(SC only) (As of 12/28/2015)

Total No. of Claims	5,014
No. of Claims Closed with Payment	3,176
No. of CWOPs	1,102
Total No. of closed Claims	4,278
% Closed	85.32%
Advanced/Partial Payments	\$12,052,027
Amounts Paid on Closed Claims	\$98,747,276
Total Paid on All Claims	\$103,084,980
Average Closed Claim with Payment	\$31,092

HAZARD MITIGATION (HM)

(As of 12/28/2015)

- Hazard Mitigation and Community Education and Outreach (CEO):** Mitigation Advisors, staffing 16 DRCs, provided advice to 69 survivors. Cumulative interview total is 13,344
- Hazard Mitigation Management:** Screening resumes for seven (7) local hire positions; four (4) Mitigation 406 Specialists, two (2) HMGP Grant Specialists and one (1) Admin
- The Dam Taskforce:** Dam HMTAP approved. The purpose of task order is to assess the 32 dams breached and identify and develop resources for state and local officials, dam owners and the public. This information can be used to identify potential HMGP projects and inform long-term recovery activities. Dam Task Force White Paper is available on the FEMA Virtual Library. <http://www.fema.gov/media-library/assets/documents/112356>

(NOTE: Data is COB unless otherwise indicated. Red font indicates new information)



ENVIRONMENTAL /HISTORIC PRESERVATION

- Attending (1) Site Visit located in the Town of Ehrhardt (Bamberg County)

EXTERNAL AFFAIRS

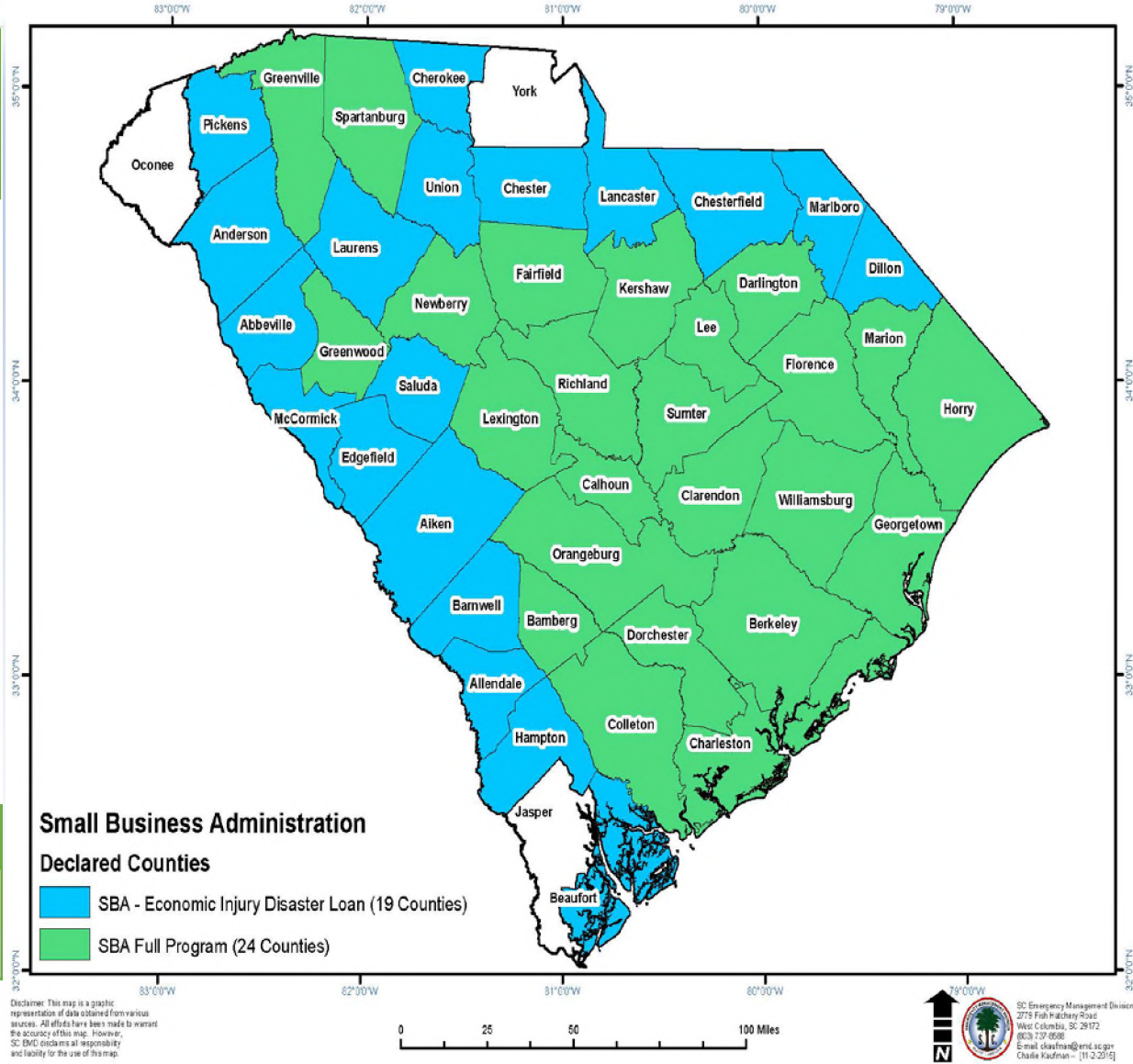
- Distribute public service announcement: A few days left to register for assistance
- Create and distribute news release: DRC holiday hours for New Year's

LOGISTICS

- Logistics continues support of JFO Branches and DRC's

FDRC

- Conduct Interagency Recovery Coordination with mission assigned Recovery Support Function Field Coordinators and FEMA FDRC RSF support staff



MISSION ASSIGNMENTS	
Active MAs	30
DFA	4
FOS	25
Closed MAs	1
Total Cost	\$ 5,309,654

FINANCE	
Total Allocations	\$188,497,422
Total Funds Available	(\$4,532,019)

STAFFING	
Deployed	650
Pending Check In	18
Total	668