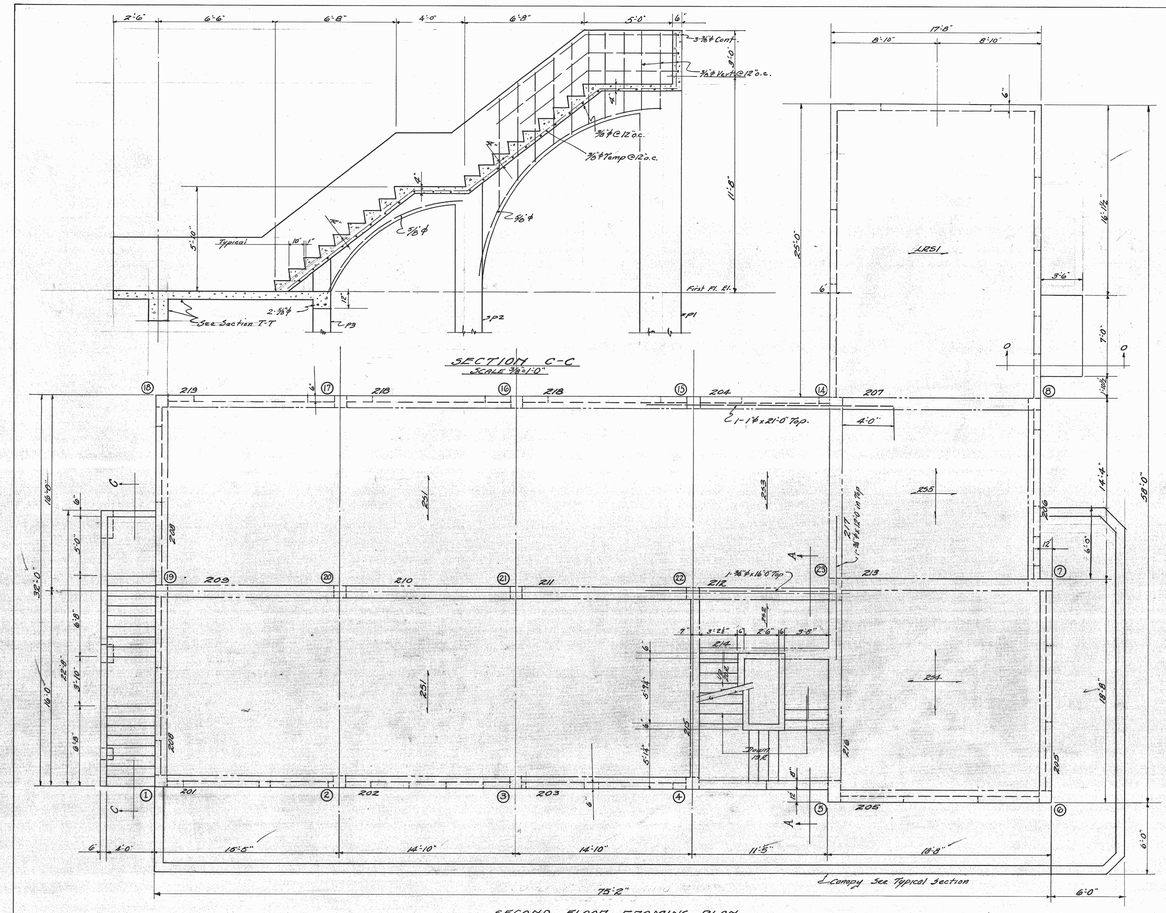

SCHEDULE OF SECOND FLOOR BEAMS

MARK	SIZE	REINFORCING 3rd BARS	REINFORCING 4th BARS	STIRRUPS SIZE	STIRRUPS SPACING AT ENDS	REMARKS
201	12×18	1-1" ϕ	1-1" ϕ	3/8"	4-8-12-12	
202		1-3/8" ϕ	1-1" ϕ		6-10-12	
203		1-1" ϕ	1-1" ϕ		4-8-12-12	
204		2-5/8" ϕ	—		12-12-12	Top Bar See Plan
205		1-1 1/8" □	2-1" ϕ		4-6-8-10-12-12	
206		1-1 1/8" ϕ	1-1" ϕ		12-12	
207		1-1" ϕ	1-1" ϕ		8-10-12	
208		1-3/4" ϕ	1-3/4" ϕ		12-12	
209		2-3/4" ϕ	2-3/4" ϕ		6-8-8-10-12	
210		2-3/4" ϕ	2-3/4" ϕ		do	
211		2-3/4" ϕ	2-3/4" ϕ		do	
212		1-3/4" ϕ	1-3/4" ϕ		6-8-10	Top Bar See plan
213		2-1" ϕ	2-7/8" ϕ		304-6-8-10-12	
214	12×14	2-3/4" ϕ	2-3/4" ϕ		6-8-10-12	
215	8×12	1-1" □	1-1" □		8-10-12-12-12-12	
216	12×18	2-3/4" ϕ	2-3/4" ϕ		6-8-10-12-12-12-12	
217	12×18	2-7/8" ϕ	1-3/4" ϕ		6-8-10-12	Top Bar See Plan
218		1-7/8" ϕ	1-7/8" ϕ		6-8-12	
219		1-3/4" ϕ	1-1" ϕ		do.	

SCHEDULE OF SECOND FLOOR SLABS

MARK	DEPTH	TYPE	REINFORCING 3rd BARS	REINFORCING 4th BARS	REMARKS
251	5"	One Way	1/2" ϕ @ 13" o.c.	1/2" ϕ @ 18" o.c.	All 3/4" ϕ Bl.
252	4"	do	3/8" ϕ @ 9" o.c.		3/8" ϕ x 9'-0" @ 5' o.c. in Top.
253	5"	do	1/2" ϕ @ 13" o.c.	1/2" ϕ @ 18" o.c.	All 3/4" ϕ Bl.
254	5 1/2"	Two Way	1/2" ϕ @ 13" o.c.	1/2" ϕ @ 13" o.c.	Top Layer All 3/4" ϕ Bl. Extend Beats into 255
			1/2" ϕ @ 13" o.c.	1/2" ϕ @ 13" o.c.	Bottom Layer All 3/4" ϕ Bl.
255	5 1/2"	Two Way	1/2" ϕ @ 13" o.c.	1/2" ϕ @ 13" o.c.	Top Layer All 3/4" ϕ Bl. Extend Beats into 254.
			1/2" ϕ @ 13" o.c.	1/2" ϕ @ 13" o.c.	Bottom Layer All 3/4" ϕ Bl.
LES1	5 1/2"	One Way	1/2" ϕ @ 11" o.c.	1/2" ϕ @ 11" o.c.	All 3/4" ϕ Bl.

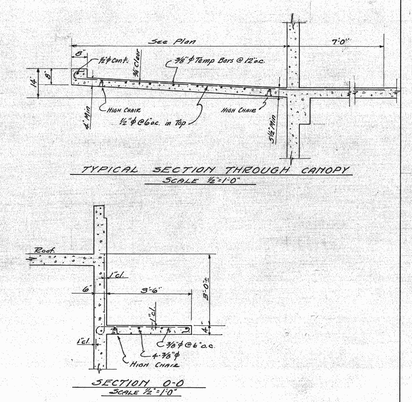

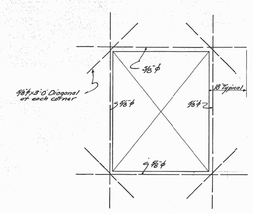

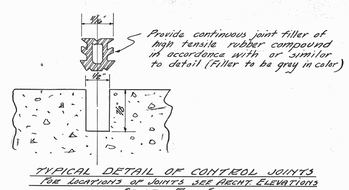

WILLIAM H ARMSTRONG
STRUCTURAL ENGINEER
ATLANTA, GEORGIA

REVISIONS	DATE	BRIEF	BY

Reviewed by ___
Chf Div. ___
Proj Mgr. ___ / ___
Design Mgr. MLR

MARINE BARRACKS PARRIS ISLAND S.C.
PUBLIC WORKS DEPARTMENT

Approved 26 March 42 Y&D Drawing No. 198,412
R. L. Gaulany
for Chief of Bureau

SPECIFICATION NO. 10,842

SIMONS AND LAPHAM ARCHITECTS 7 STATE ST. CHARLESTON S.C.

Drawn by WMEE
Designed by WMHA
Checked by WMHA

Sheet 7 of 18

Architects Job No. 22042

Architects Dwg. No. 9

SCALE AS NOTED

· U.S. MARINE · BARRACKS ·
· PARRIS · ISLAND ·
WATER · TRANSPORTATION · BUILDING ·
STRUCTURAL
· SECOND · FL · FRAMING · PLAN ·

Submitted MARCH 24 - 1941

610-19-46

203

This drawing is a reproduction of an original 1941 construction drawing by Simons & Lapham Architects. The original is held by Marine Corps Recruit Depot, Parris Island.
The drawing has not been field verified and may not be at the indicated scale.

LIBRARY OF CONGRESS INDEX NUMBER

HISTORIC AMERICAN BUILDINGS SURVEY
SHEET 9 OF 10 SHEETS

SURVEY NO.
SC-886-B

MARINE CORPS RECRUIT DEPOT PARRIS ISLAND, BUILDING 163
PORT ROYAL BEAUFORT COUNTY SOUTH CAROLINA

NATIONAL PARK SERVICE
U.S. DEPARTMENT OF THE INTERIOR