

Overview of Hazards

Current Weather: Areas of fog before 10am. Otherwise, mostly sunny, with a high near 79. West wind 5 to 11 mph

NWS Warnings: None

Situation Overview

- Designated counties: 36 (34 PA, 24 IA)
- FRN11 added Greenville and Spartanburg Counties for IA
- 19 fatalities (8 traffic, 11 drowning)
- Incident: 10/01/2015 – 10/23/2015

Security, Water , Energy, Accessibility & Telecommunications

There are no longer any emergent issues

- 73(-6) roads & 32 (-2) bridges closed (as of 0800 10/29/15)



DRCs/MDRCs Open

Open DRCs	28
Opening Today	0
Inspections Today	0
Closing Today	0

(#) DRCs Currently Open

(2) Berkeley

(1) Calhoun

(2) Charleston

(1) Clarendon County

(1) Colleton

(1) Darlington

(1) Dorechester

(1) Florence

(2) Georgetown

(3) Horry

(1) Kershaw

(1) Lee

(2) Lexington County

(3) Orangeburg

(4) Richland

(1) Sumter County

(1) Williamsburg

DRCs Opening Today

None

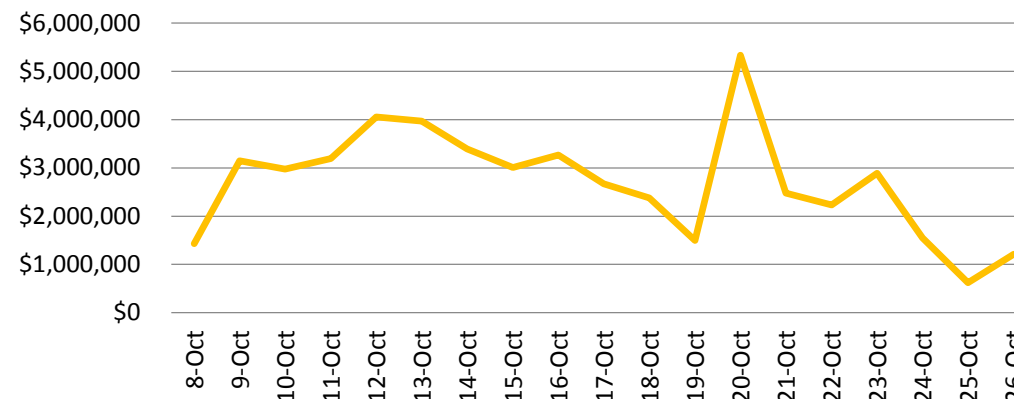
DRCs Closing Today

None

Daily Registrants



Daily Approved



Disaster Survivor Assistance Teams

(as of COB 10/26/2015)

DSATs	35
Divisions	21
Cumulative Interactions	33.5K

Individual Assistance

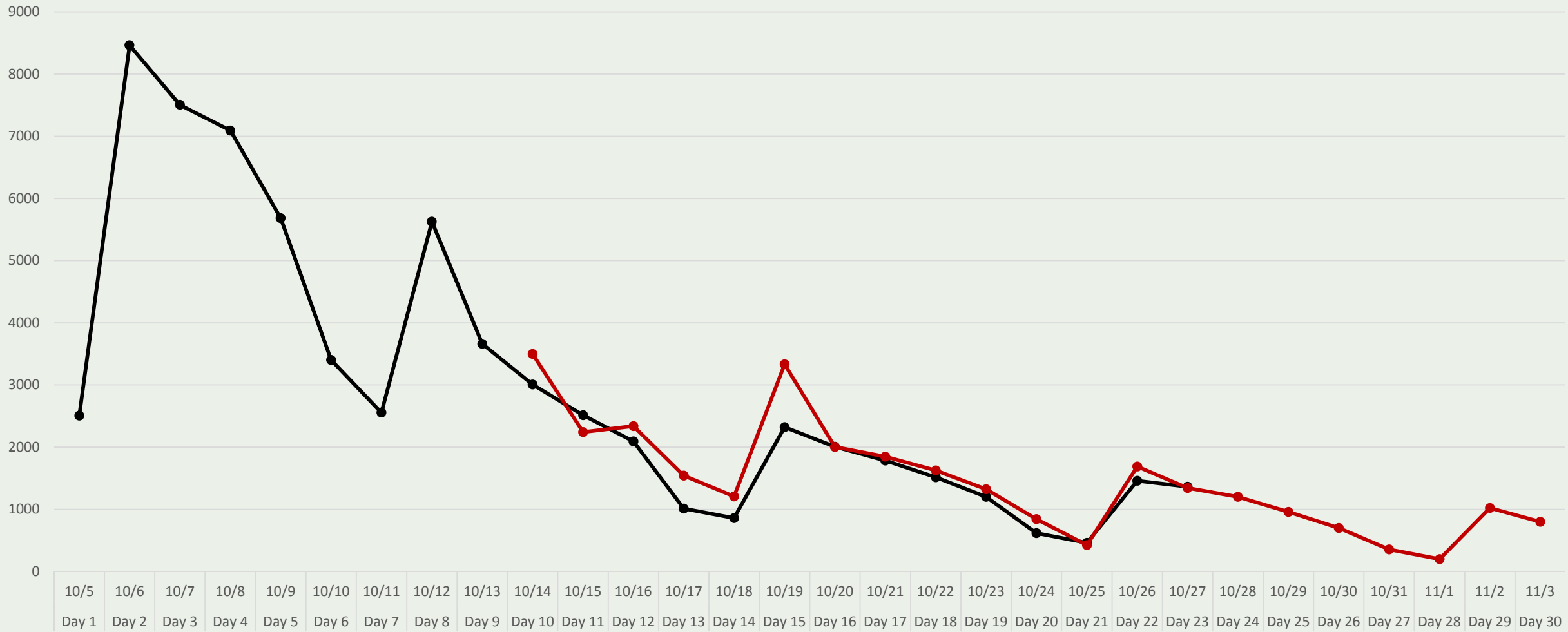
Total Registrations	70,671	
IA Applications Approved	17,592	
Total IHP (A/D)	\$53 M	\$51.94 M
Total ONA (A/D)	\$6.47M	\$6.30 M
Total HA (A/D)	\$46.56M	\$45.63 M
SBA Loans	\$22.9 M	
Max Awards (85)	\$2.8 M	

Housing Inspections

Inspections Assigned	55,054
Total Inspections Returned	53,914
% Completed	97.93 %

Registration Actuals/Forecast

Registration Actuals/Trend



BLACK Font - Actuals
RED Font - Trend



Request for Public Assistance

Total RPAs Received	100
Total Ineligible RPAs	0
Total Eligible RPAs	92
Total RPAs Pending Eligibility Review	6
Total RPAs Withdrawn	0

Applicant Briefings

Applicants Briefings Completed	28
Applicants Briefings Scheduled	39

Kick-off Meetings

Kick-off Meetings Completed	5
Kick-off Meetings Scheduled	15

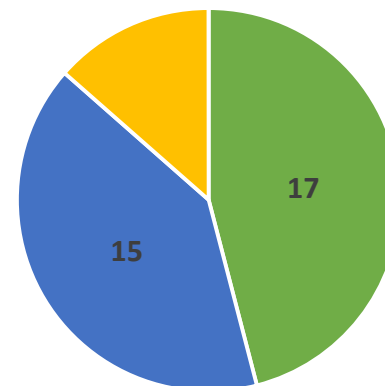
Dollar Amount

PDA Total Current Estimate (Does not Include CAT Z)	\$100,043,218
Project Worksheets Obligated	9

PA PDA Estimates

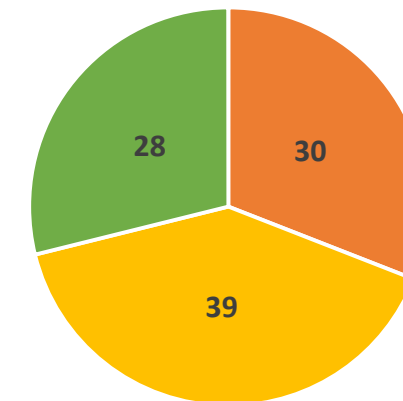
CATEGORY	Initial 100%	Current 100%
A Debris Removal	\$1,497,081	\$1,497,081
B Protective Measures	\$17,316,18	\$17,316,188
C Roads and Bridges	\$40,008,229	\$40,008,228
D Water Control Facilities	\$7,369,976	\$7,369,976
E Public Buildings	\$780,805	\$780,805
F Public Utilities	\$4,774,110	\$4,774,110
G Recreational/Other	\$28,206,820	\$28,206,820

Kickoff Meetings



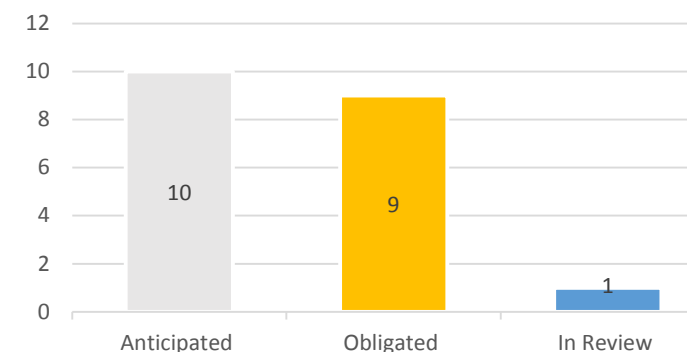
■ Anticipated ■ Scheduled ■ Completed

Applicants Briefings



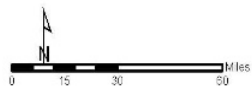
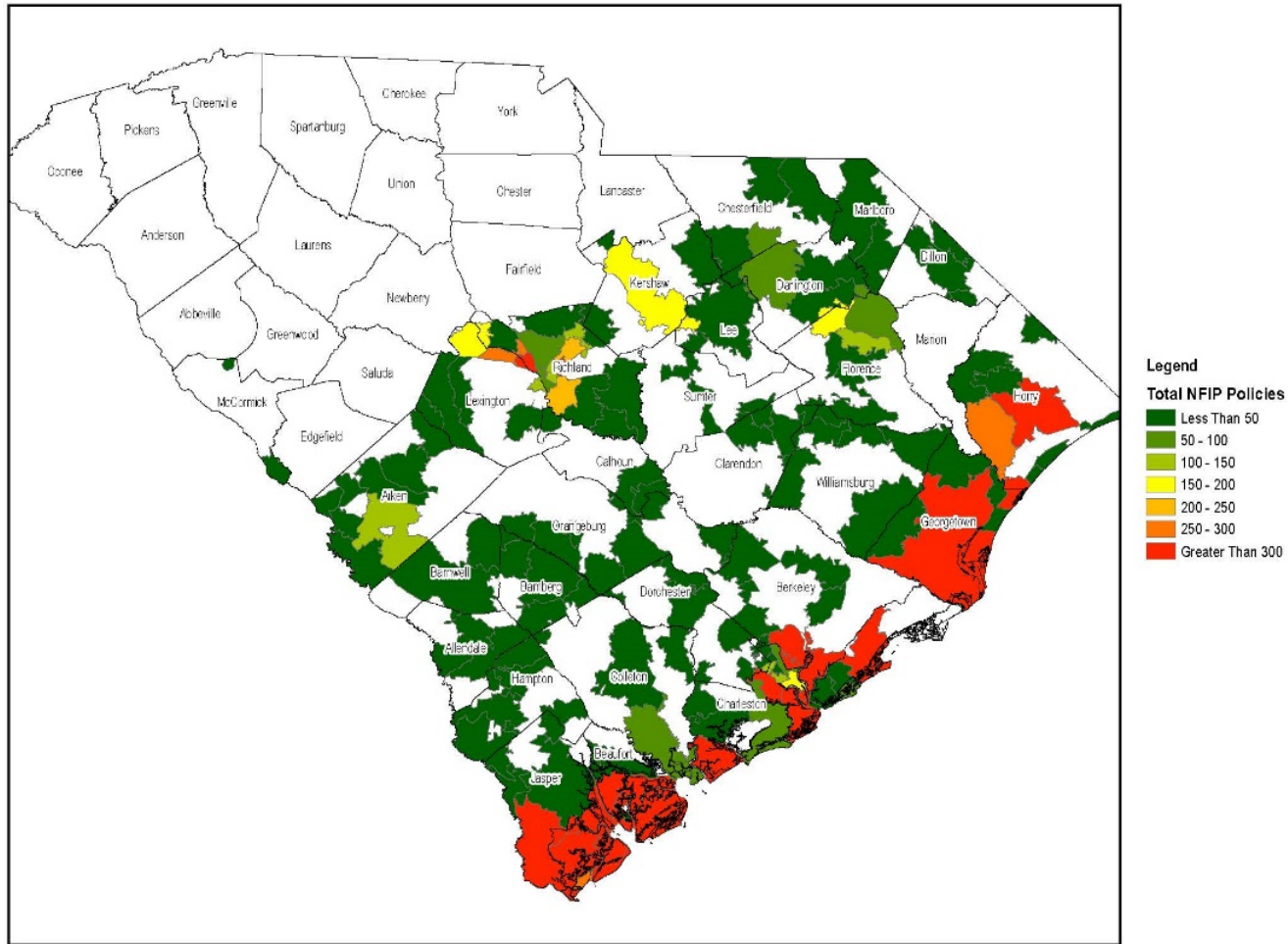
■ Anticipated ■ Scheduled ■ Completed

Project Worksheets



■ Anticipated ■ Obligated ■ In Review

South Carolina NFIP Policies - By Zip Code



National Floodplain Insurance Program Claims
(NFIP Claims for South Carolina Only)

Total No. of Claims	4,474
No. of Claims Closed with Payment	322
No. of CWOPs	560
Total No. of closed Claims	882
% Closed	19.71%
Advanced/Partial Payments	\$9,814,717
Amounts Paid on Closed Claims	\$7,646,401
Total Paid on All Claims	\$17,071,857
Average Closed Claim with Payment	\$23,746

Hazard Mitigation (HM)

Hazard Mitigation (HM) Community Education and Outreach (CEO)
HM CEO advisors provided personal and property risk reduction information and counseling in twenty-six (26) DRCs have interviewed a cumulative total of 4601 survivors and at Lowes and Home Depot building supply stores advised a cumulative total of 712 customers and approached 1395 customers.

Hazard Mitigation Dam Assessment Team
Continue to develop and provide dam analytical technical assistance and documentation to help support recover risk reduction strategies.

Flood Recovery Office (FRO)
. Continue to provide enhanced survivor assistance via expert adjustor visibility

Substantial Damage Estimator (SDE)
Floodplain Specialists in coordination with the SDE Contractor executed field inspections in the City of Sumter and continue coordinating SDE field inspections and training with the State NFIP coordinator in Richland County.



EHP

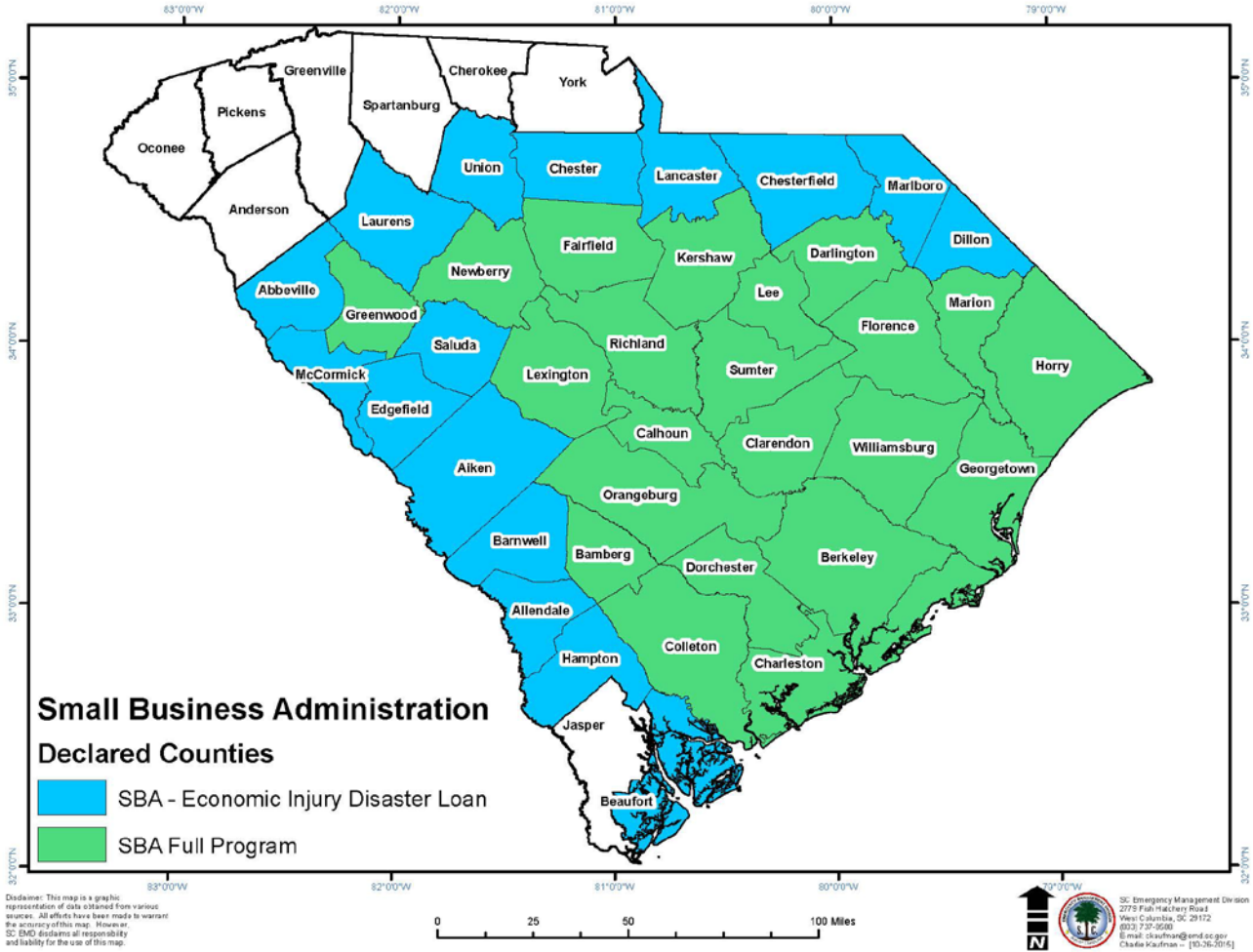
EHP staff attended the Applicant Briefing Meetings at McCormick, Saluda, Abbeville and Greenwood Counties. EHP staff participated in the Kick-off Meetings in Williamsburg County.

Logistics

DRC support – Continue to provide logistical support to DRCs.
Team South Carolina days – Coordinated for logistical and IT support for 30 Oct at the Beck Recreation Community Center.

External Affairs

- Support Richland County Open House in Hopkins.
- Support Santee Tribe Town Hall meeting in Holly Hill.
- Private Sector & SBA outreach to the African American Chamber of Commerce in Columbia.
- Support Road to Freedom tour stop at JFO.



Mission Assignments (MAs)

Active MAs	23
DFA	4
FOS	19
Closed MAs	0
Total Cost	\$ 3,283,600

Staffing

Deployed	1439
Pending	38
Total	1493
FEMA Corps Teams	29
IMATs	5

Finance

Total Allocations	\$ 103,069,416
Total Funds Available	\$ 2,616,896

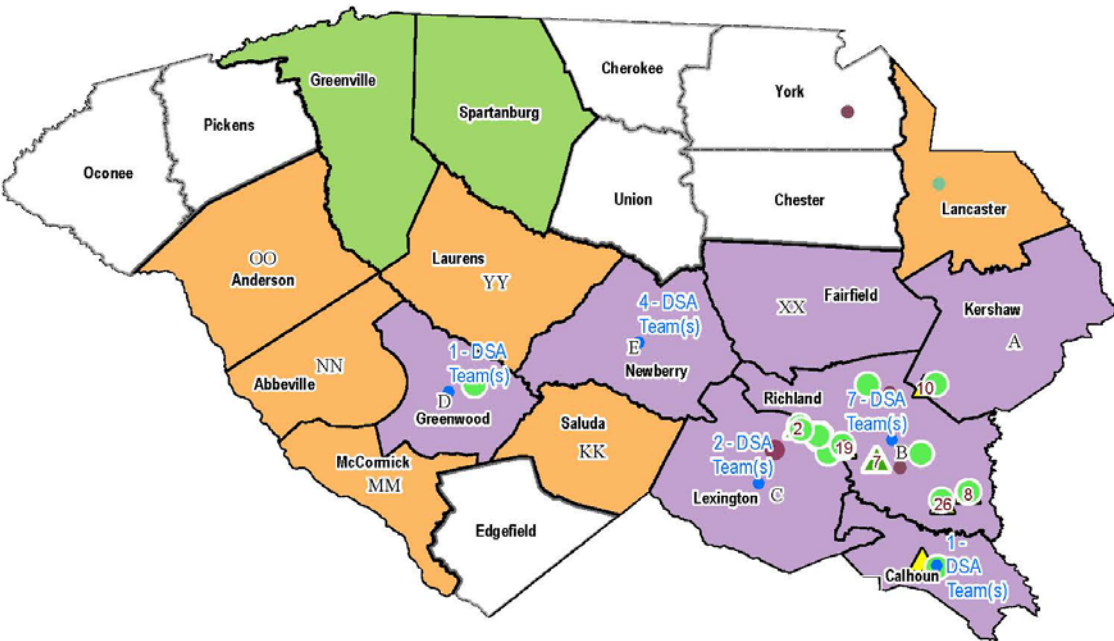
FDRC

FDRC AET Team participated in a conference call with State and Federal Agencies on the impact of flooding on the South Carolina shell fish industry. More information is needed to determine full impact but initial indications are that the industry will be able to recover without recovery assistance.



South Carolina - Force Laydown: Branch I (0800-0800 10/29-30/2015)

FEMA-4241-DR-SC



Data Layer / Map Description:
This map displays the current location of resources, facilities, and DRCs by branch.

Resource Function

- EA (4)
- EHP (1)
- PA (7)
- PW (3)
- Mit (5)
- IA (19)

Incident Facilities

Facilities

- Branch Office
- JFO

DRCs

Type

- DRC (2)
- MDRC (5)

Designated Counties (Amendment #11)

- IA
- PA
- IA and PA
- Divisions

Data Sources:
FEMA, HSIP, ESRI;
Datum: WGS 1984
Date: Wednesday, October 28, 2015

0 10 20 30 40 Miles

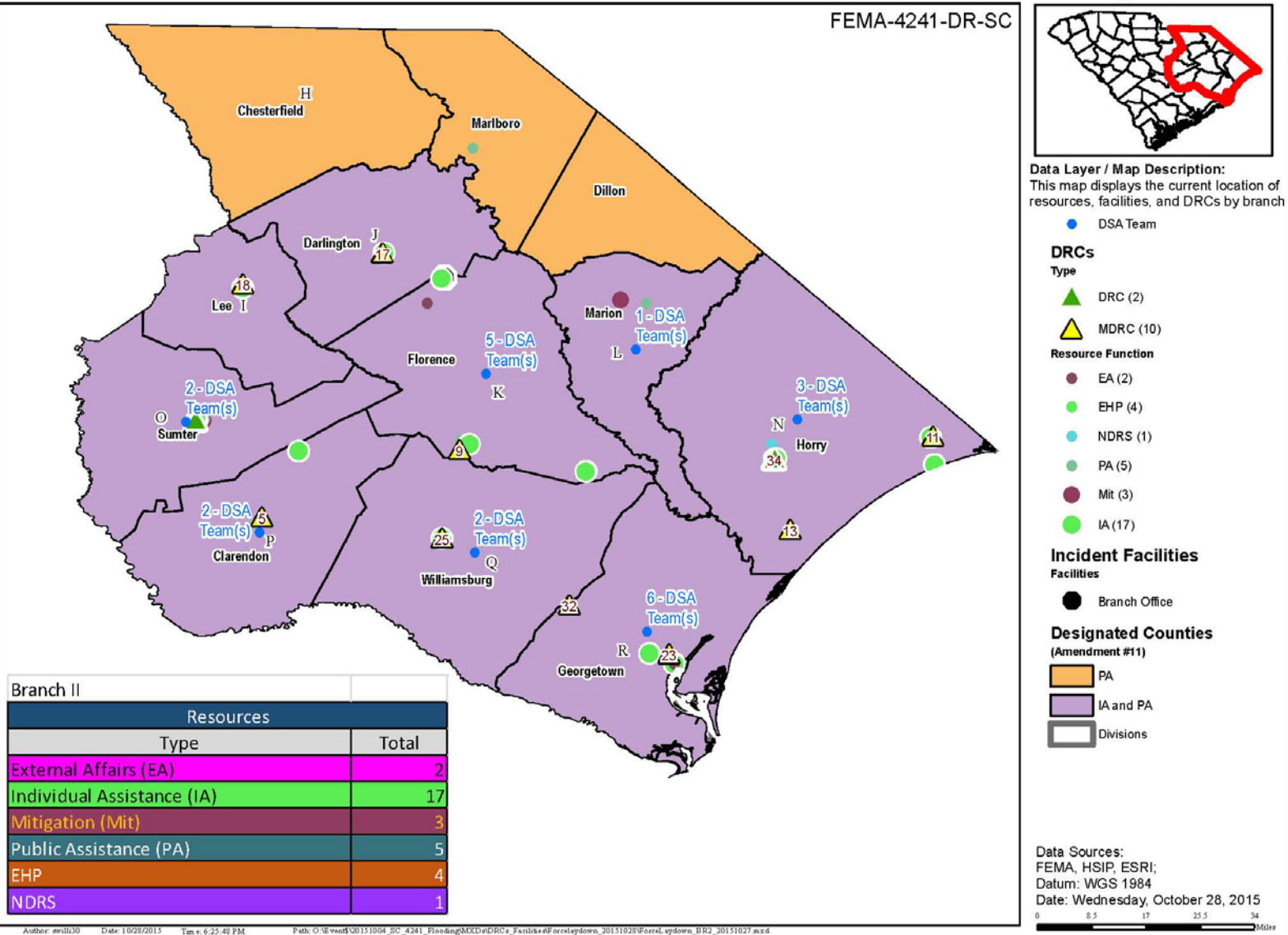
Branch I	
Resources	
Type	Total
External Affairs (EA)	4
Individual Assistance (IA)	19
Mitigation (Mit)	5
Public Assistance (PA)	7
Public Works (PW)	3
EHP	1

Branch I: IA Registrations

County	Daily	Cumulative
Calhoun	48	517
Fairfield	12	211
Greenwood	10	212
Kershaw	36	1032
Lexington	40	3494
Newbury	6	194
Richland	167	15,415



South Carolina - Force Laydown: Branch II (0800-0800 10/29-30/2015)

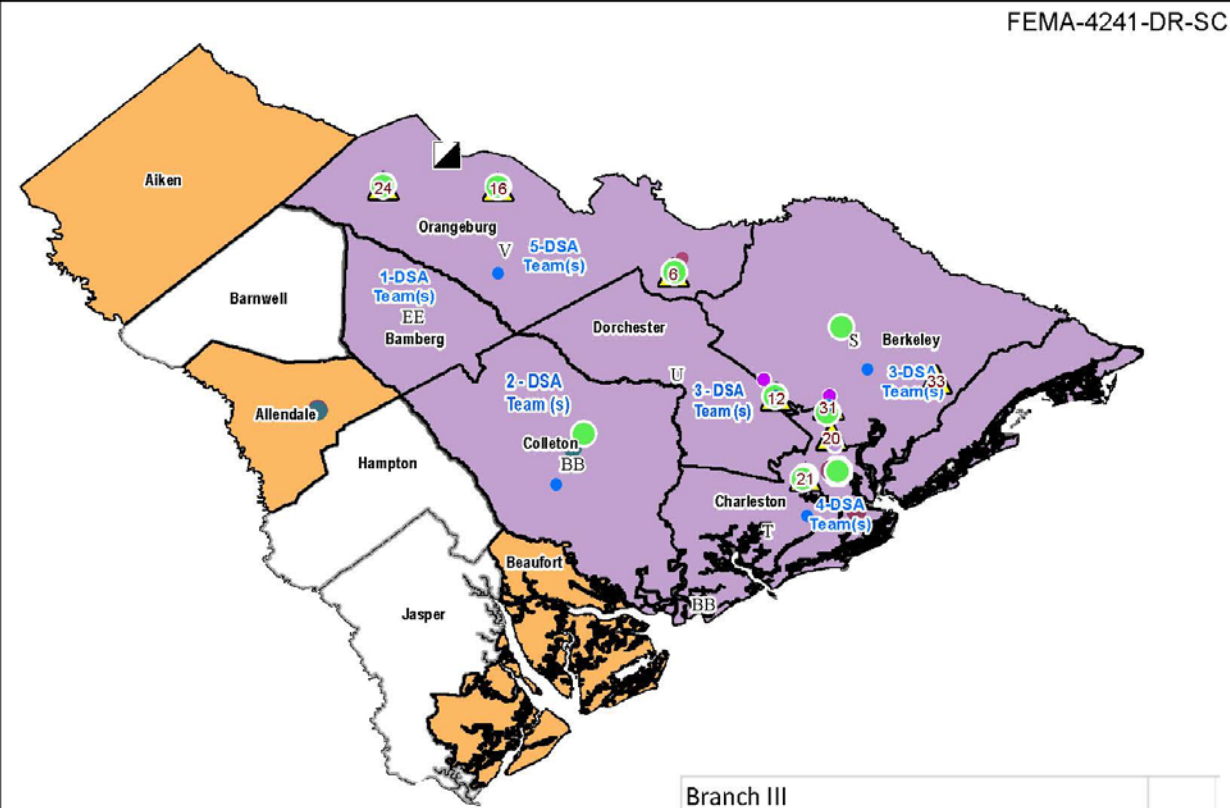


Branch II: IA Registrations		
County	Daily	Cumulative
Clarendon	42	3242
Darlington	55	1256
Florence	107	4234
Georgetown	45	3472
Horry	77	3888
Lee	42	1566
Marion	13	249
Sumter	91	8348
Williamsburg	64	4928

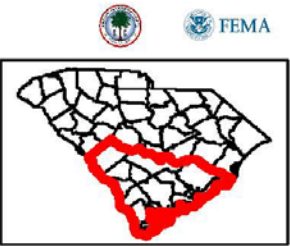


South Carolina - Force Laydown: Branch III (0800-0800 10/27-28/2015)

FEMA-4241-DR-SC



Branch III		
Resources		
Type	Total	
Disability Integration (DIA)	1	
External Affairs (EA)	3	
Individual Assistance (IA)	11	
Public Assistance (PA)	2	
SBA	1	
Mitigation (Mit)	5	



Data Layer / Map Description:
This map displays the current location of resources, facilities, and DRCs by branch

● DSA

Resource Function

● SBA (1)

● DIA (1)

● IA (11)

● Mit (5)

● PA (2)

● EA (3)

Incident Facilities

Facilities

● Branch Office

▣ JFO

▲ MDRC (8)

Designated Counties

(Amendment #10)

■ IA and PA

■ PA

▭ Divisions

Data Sources:
FEMA, HSIP, ESRI;
Datum: WGS 1984
Date: Tuesday, October 27, 2015



Branch III: IA Registrations

County	Daily	Cumulative
Bamberg	20	128
Berkeley	86	3472
Charleston	111	6440
Colleton	160	765
Dorchester	53	2677
Orangeburg	65	4528