

# FY 2013-14 Executive Budget Overview

**Embargoed Until:** 12PM, December 20, 2012



# Financial Overview



- Unemployment has fallen from 10.6% to 8.6%.
- Economic Outlook Conference at USC:
  - Housing prices are rising
  - Building permits are up dramatically
  - On foreign and domestic business investment:  
*“We look the best of all states going into 2013.”*

# Headline Numbers



- 3.6% General Fund growth
  - Includes some spending previously classified as “Other Funds,” so true number is lower
- Within spending cap by about \$12 million
  - Population growth + inflation
- Accounting changes to stop counting the same dollars twice in certain agencies (CPEs)

# Revenues Ahead of Target



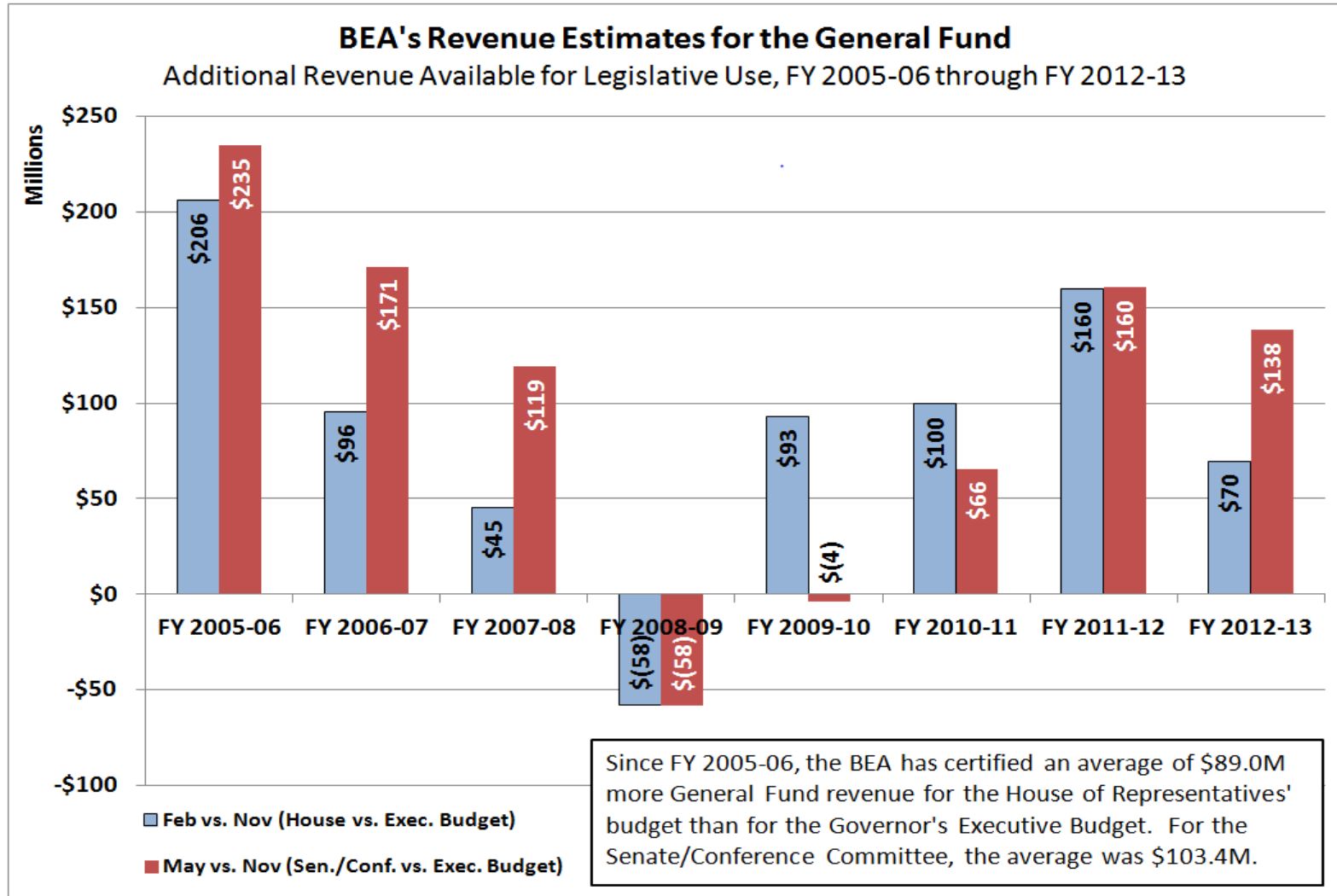
- As of Monday's BEA meeting...
  - November revenues were 2.6% over Nov. 2011
  - Estimates were that year-to-date, we'd be 4.7% ahead of last year in the General Fund
    - We're actually 6.6% ahead so far
  - \$20.7 million over estimate
    - Not available for the Executive Budget

# The Cliff Awaits?



- Higher taxes would have a chilling effect on economic activity
- Cuts imposed under sequestration would have varying impacts
  - Military installations / base closures
  - Still no clarity as to how domestic cuts would work
- Unrecognized revenues give us a cushion

# More Revenues Are Coming...



# Major Themes



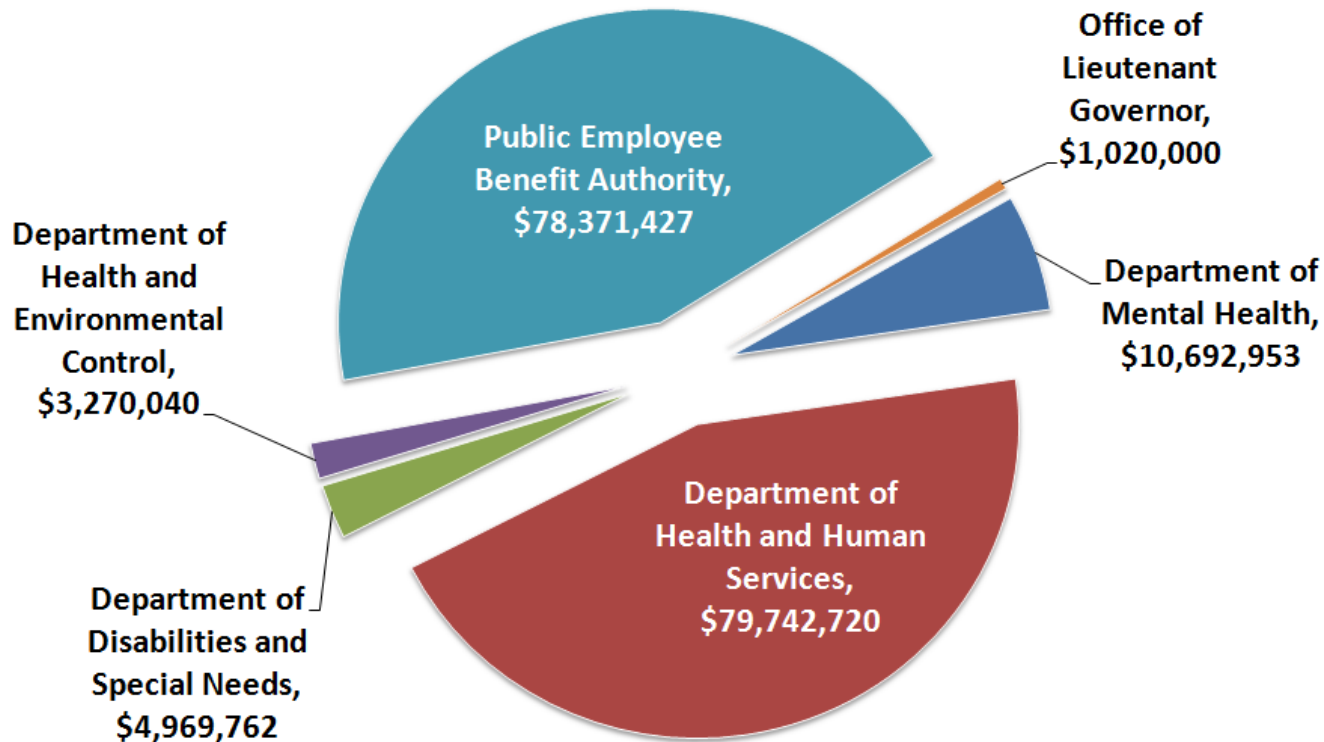
- Healthcare
- Education
- Public Safety
- Transportation

# Healthcare: #1 Cost Driver



## Net General Fund Impact, FY 2013-14

Agencies with Primary Responsibility for Providing Healthcare Services





# Healthcare



- Public focus is on Medicaid and ACA...
  - ACA costs us \$67.4M even if we opt-out
  - “Woodwork” effect enrollees are at current FMAP
- ...but healthcare’s impact is much broader...
  - PEBA: \$78.4M more for pensions and benefits
  - DMH, DDSN, DHEC, Office on Aging...
  - Number of factors drive this growth
- ...which highlights the need to control costs everywhere...

# Healthcare

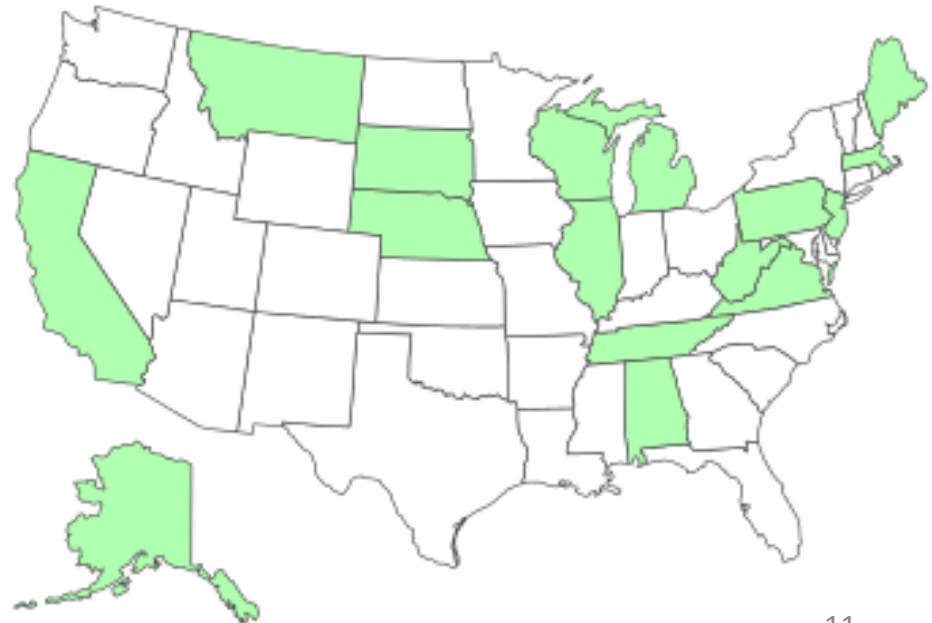


- DMH
  - Budget continues services for existing clients along with the telepsychiatry program (with Duke Endowment); prevents Sexually Violent Predator Program from crowding-out other services
- DDSN
  - Proposal is sufficient to address changes in federal reimbursement policies, maintain services for existing clients, and provide \$600k for Supports Intensity Scale
- DHEC
  - Significant realignment of General Fund lines
  - Increases in Air and Water Quality, EMS
- Office on Aging
  - Home and Community Based Services
  - HHS will work with office to keep clients from falling into more expensive services

# The Reduction Veto



- Proposed Constitutional amendment to help rein-in spending
  - Ends the “all or nothing” approach to vetoes
  - Gives Governors the ability to suggest a reasonable and responsible alternative
  - Leaves final decision-making in the legislature’s hands
  - 16 states have some form of it today

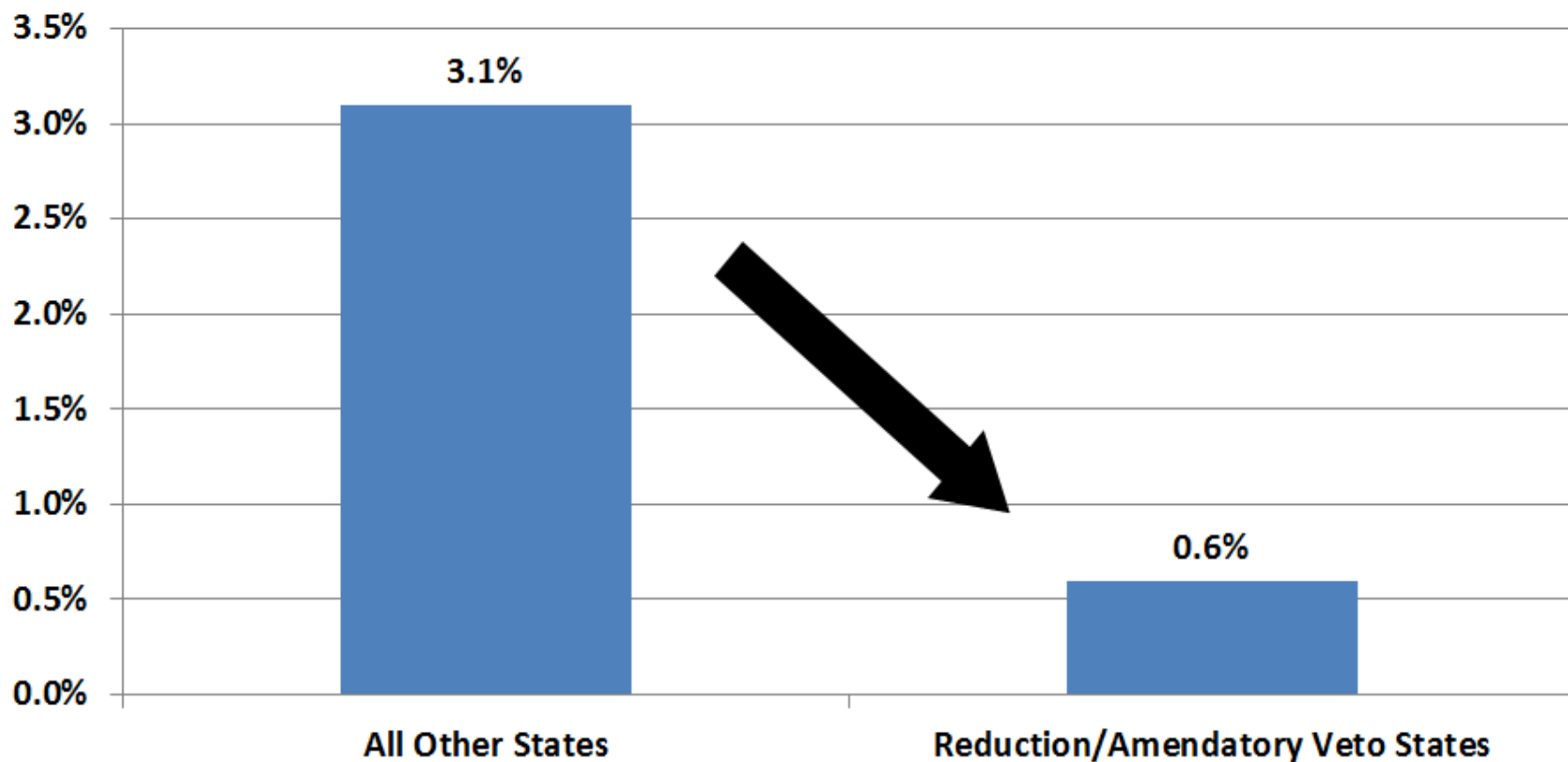


# Impact of the “Blue Line” Veto



## The Effect of the Reduction Veto

Average Annual Per-Capita General Fund Growth Rates in the 2000s



Source: State Budget Solutions, "State Budgets in the 2000s: Debunking the Myths"

# Education



- First Steps
  - Reauthorization scheduled for 2013
  - Legislative Audit Council's report due in February
- K-12
  - Increase in recurring support
  - Additional program-specific increases
- Higher Education
  - Accountability-Based Funding
  - Support for deferred maintenance needs

# K-12 Education: Highlights



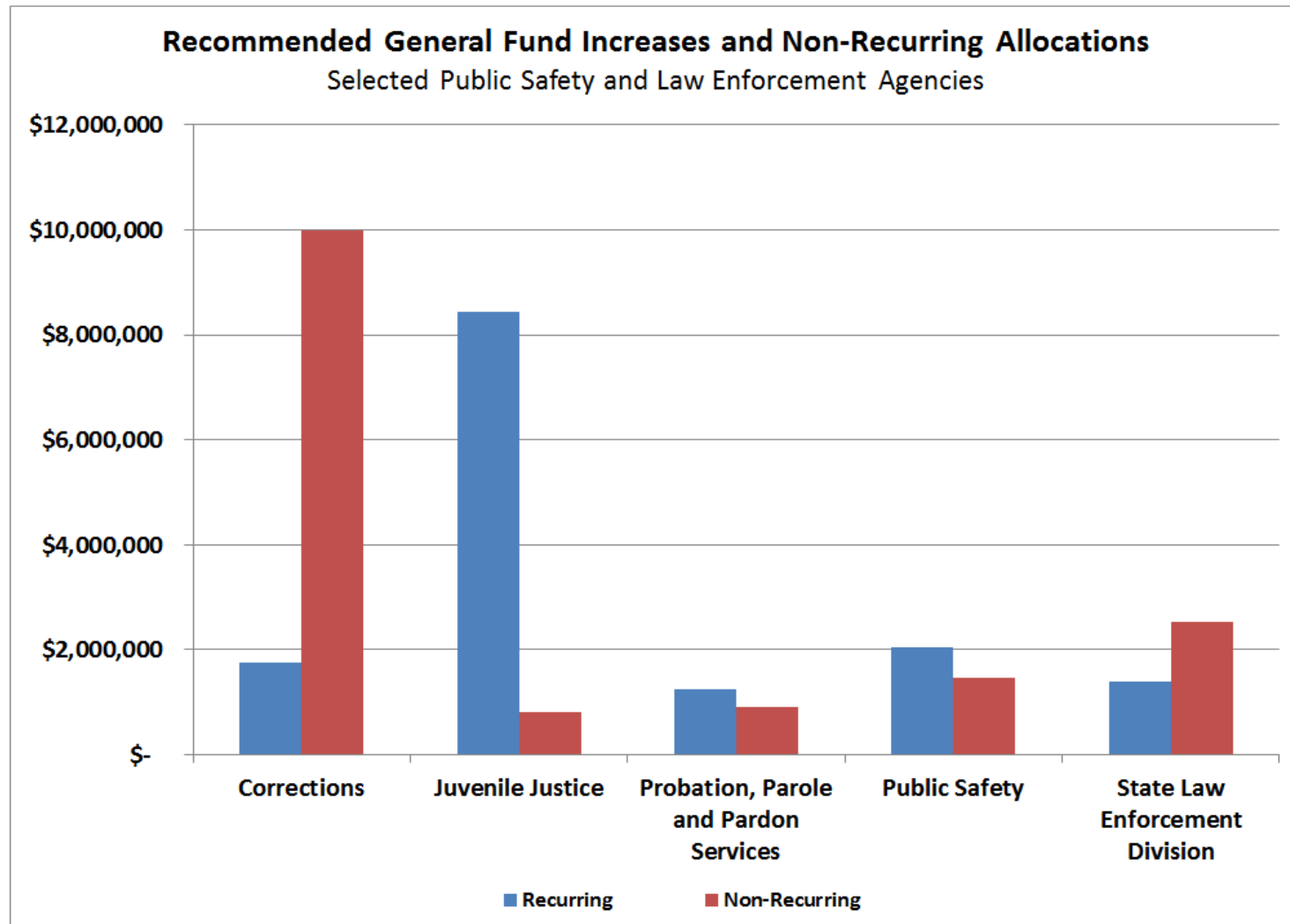
- General Fund
  - \$16.3M for Education Finance Act
  - \$5M for Charter Schools
  - \$24.7M in General Fund, overall
- Education Improvement Act
  - Increases for Instructional Materials, Teacher Supplies
  - Annualization of Teacher Salary Support/Supplement, along with transportation line
  - Additional \$1M for Teach For America
  - SC Council on Economic Education now funded openly
  - Dept of Education vs. Education Oversight Cmte

# Accountability-Based Funding



- Passed in Senate last year, ran out of time in the House
- FY 2013-14 is the “learning year”
  - Followed by 5-year phase-in
- Funding model
  - Built on in-state undergraduate student counts
  - Accounts for institutional class and performance
- Four categories of measures
  - Completion (30%), Affordability & Access (30%), Educational Quality (25%), Economic Development & Institutional Mission (15%)

# Public Safety's Diverse Needs



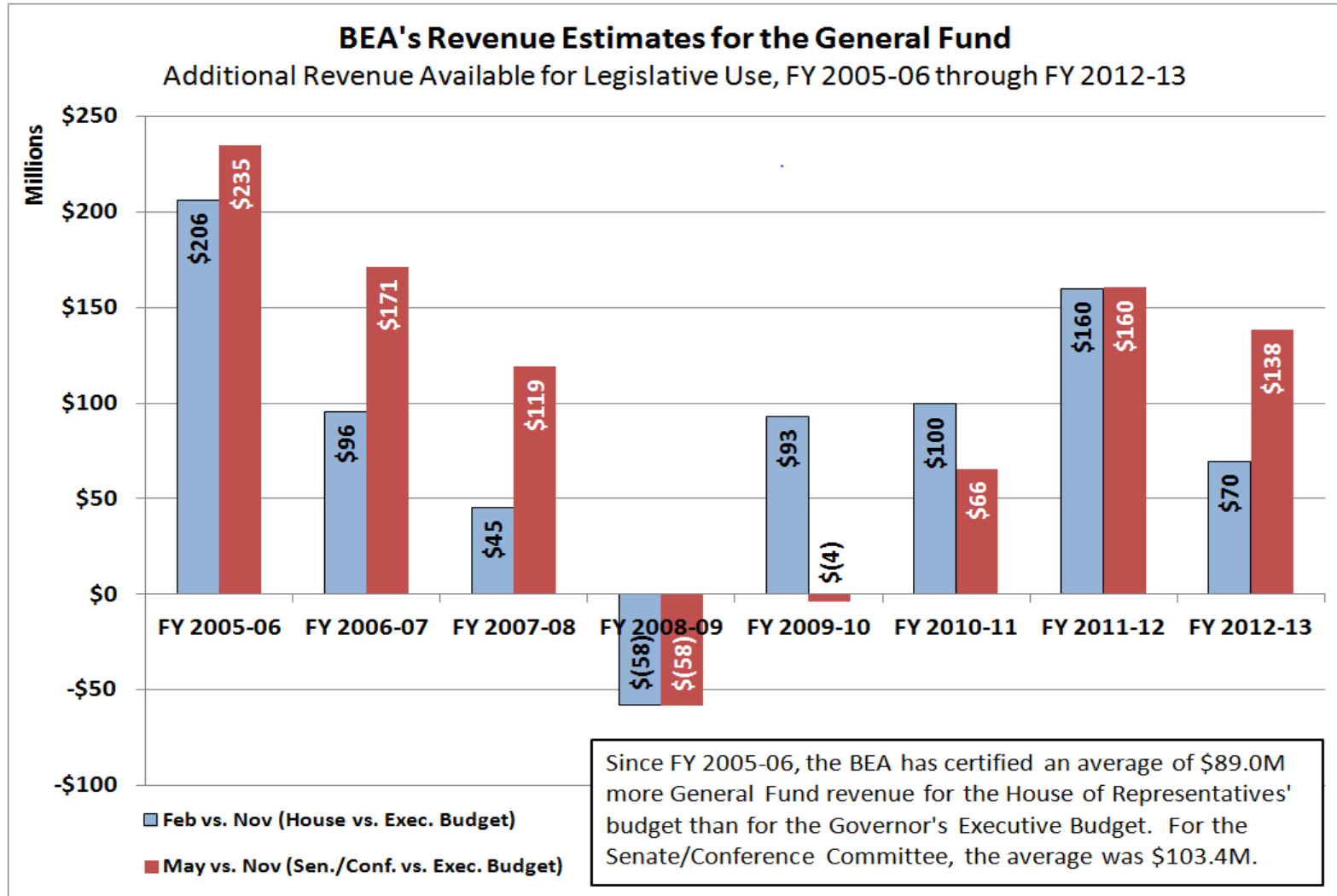


# Public Safety: Highlights



- Corrections
  - Funds for mental health and drug abuse treatment
  - Equipment to improve guard safety (towers, wands)
- DJJ
  - Replacing lost Medicaid funds, depleted fund balances
- PPP
  - Deploying evidence-based practices as part of sentencing reform
- DPS
  - 18 new officers, plus mobile data project and vehicles
- SLED
  - Additional agents, forensics staff, data center employees and software licensing fees, plus equipment and vehicles

# Back to the Additional Revenue



# Other Expected Revenues



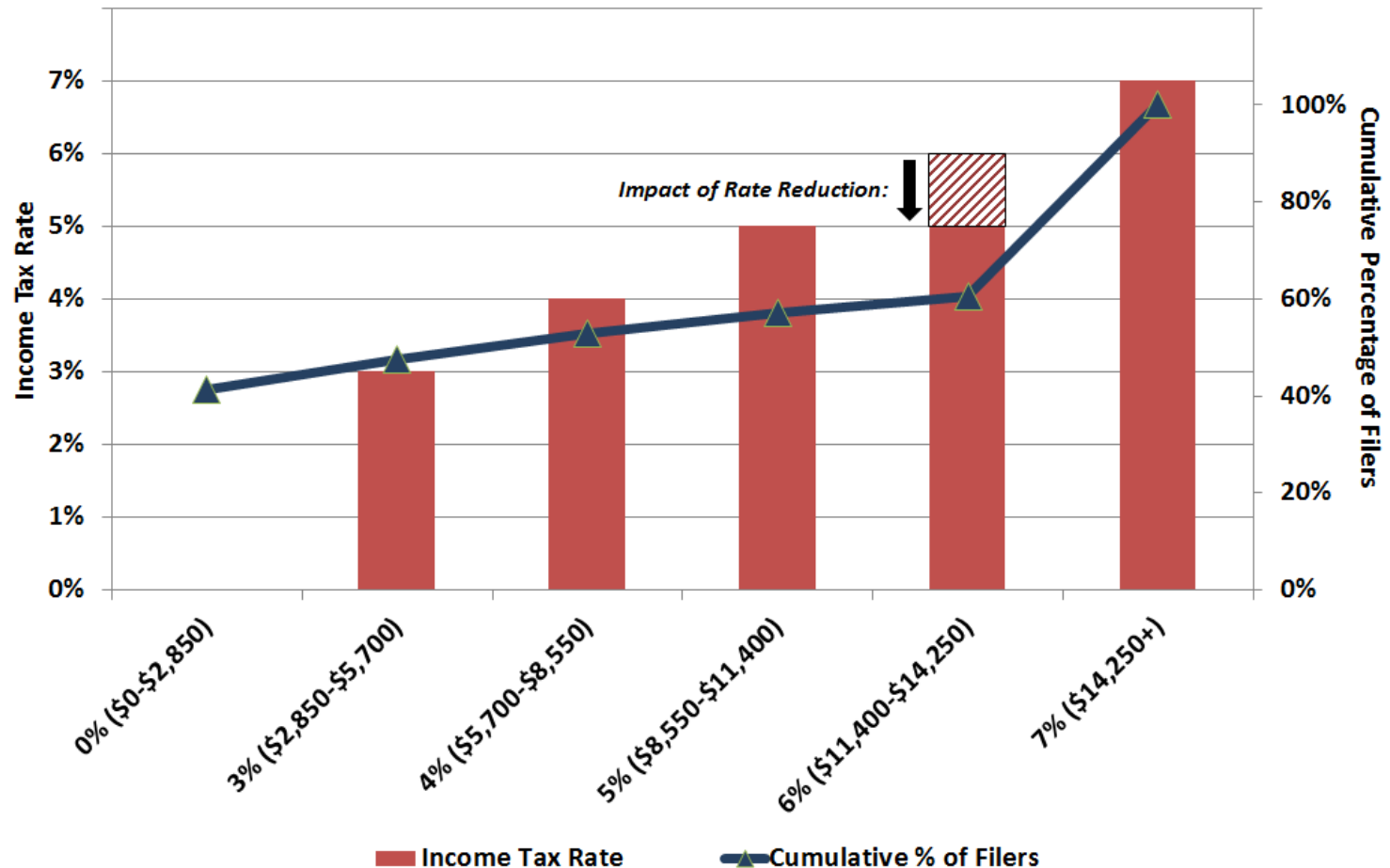
- In the past 8 years, BEA's May revenue estimate has been \$103.4M above the November estimate.
- We're already \$20.7M ahead of forecast, with the big revenue months still to come.
- Two recommended uses for these resources:
  - Eliminate the 6% individual income tax bracket (\$26M)
  - Devote the rest to transportation infrastructure

# Recommended Tax Cut



## Eliminating the 6% Income Tax Bracket

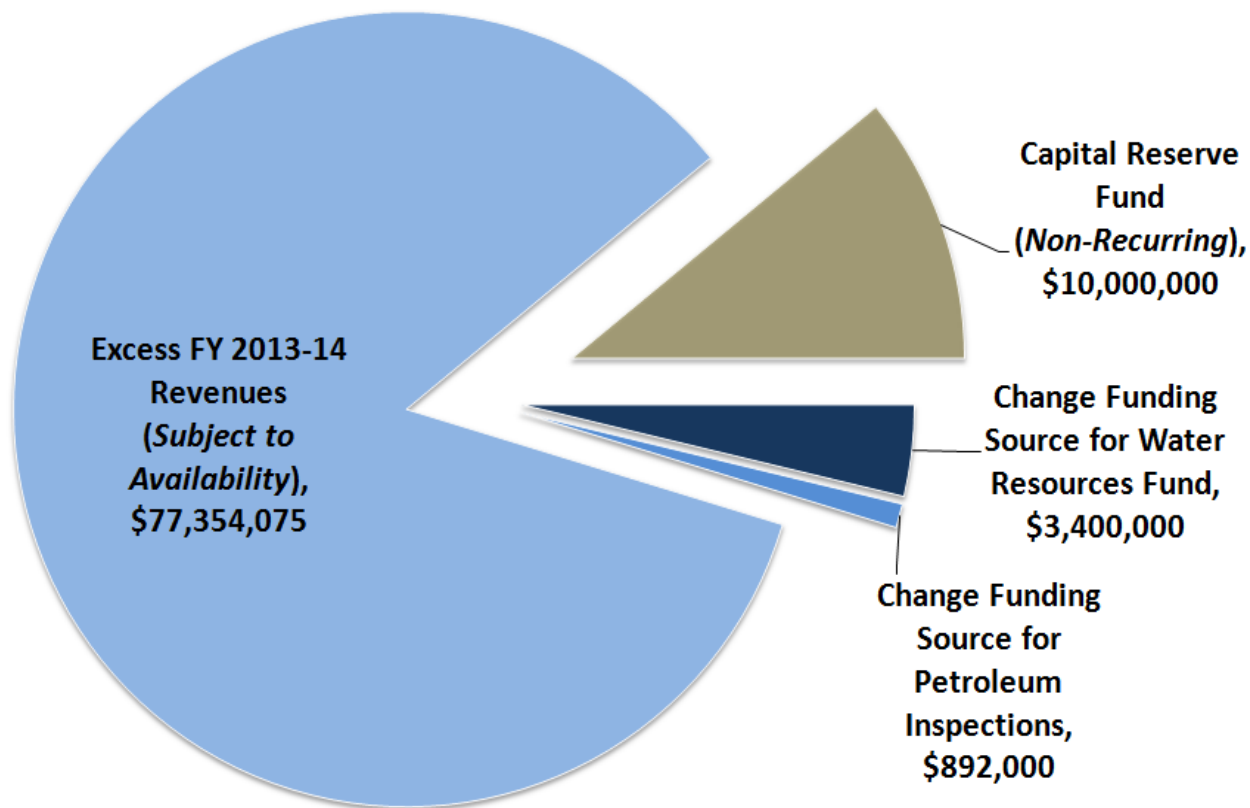
Saves the Average Filer \$29



# Addressing Infrastructure Needs



## **Governor Haley's Transportation Plan, FY 2013-14: Over \$90 Million Projected for South Carolina's Bridges and Highways**



# Other 2013 Initiatives



- Constitutional Amendments
  - Reduction Veto
  - Superintendent of Education
- Restructuring
  - Arts Commission & State Museum Commission
  - Sea Grant Consortium & Commission on Higher Ed
  - Department of Administration
- Ethics Reform



# Questions?