



THE SC PROGRAM

Annual Report 2007 - 2008

Connecting South Carolina

Summary Report for the 2007/2008 C Fund Program

Annual Report:

The nineteen County Transportation Committees listed in this report administered C Funds for their respective counties during the 2007/2008 state fiscal year. The individual county reports contained herein were prepared by each County Transportation Committee and submitted to the South Carolina Department of Transportation (SCDOT). These individual reports have been compiled into this report and are being submitted to the General Assembly as required by Section D of South Carolina Code 12-28-2740.

C Program Background:

The C Program is a long-established partnership between SCDOT and the forty six counties of South Carolina to fund the improvements of state roads, county roads, city streets and other local transportation projects. The C Program is successful because local leaders and citizens alike are willing to work with SCDOT to meet the needs of the communities throughout South Carolina. Section A and B of South Carolina Code 12-28-2740 state that two and sixty-six one-hundredths cents a gallon of the user fee on gasoline must be deposited with the State Treasurer and used in furtherance of a countywide transportation plan adopted by county transportation committees.

The projected revenue from the sale of gasoline allocated to the C Fund program is expected to decrease from \$69,000,000 in state fiscal year 2007-2008 to \$63,000,000 for the current state fiscal year 2008-2009. This decrease can be attributed to recent fluctuations in the price of gasoline and reduced consumption. It is expected that the reduction in income to the county transportation committees would translate into fewer transportation related improvement projects being constructed throughout South Carolina.

In accordance with Section P of South Carolina Code Section 12-28-2740, SCDOT has performed compliance reviews of the self administered county transportation committees. All nineteen committees programmed a sufficient quantity of transportation related projects on the state highway system to insure compliance with the law. Furthermore, the balance of uncommitted funds carried forward from one year into the next did not exceed three hundred percent of the county's total apportionment for the most recent year as required by Section D of the South Carolina Code Section.

Questions regarding the C Program can be directed to SCDOT's "C" Program Administrator, Herbert J. Cooper @ 803-737-0230.

REPORT TO THE GENERAL ASSEMBLY


C FUND EXPENDITURES

FOR

SELF ADMINISTERED

COUNTY TRANSPORTATION COMMITTEES

JULY 1, 2007 – JUNE 30, 2008



ANDERSON COUNTY
 BEAUFORT COUNTY
 BERKELEY COUNTY
 CHARLESTON COUNTY
 CHEROKEE COUNTY
 CHESTER COUNTY
 CLARENDON COUNTY
 COLLETON COUNTY
 EDGEFIELD COUNTY
 GREENVILLE COUNTY

GREENWOOD COUNTY
 LANCASTER COUNTY
 LAUARENS COUNTY
 LEXINGTON COUNTY
 PICKENS COUNTY
 SALUDA COUNTY
 SPARTANBURG COUNTY
 SUMTER COUNTY
 YORK COUNTY

LISTING OF COUNTIES ADMINISTERING C FUNDS

Section 1:	Anderson County Transportation Committee
Section 2:	Beaufort County Transportation Committee
Section 3:	Berkeley County Transportation Committee
Section 4:	Charleston County Transportation Committee
Section 5:	Cherokee County Council
Section 6:	Chester County Council
Section 7:	Clarendon County Council
Section 8:	Colleton County Transportation Committee
Section 9:	Edgefield County Transportation Committee
Section 10:	Greenville County Transportation Committee
Section 11:	Greenwood County Transportation Committee
Section 12:	Lancaster County Transportation Committee
Section 13:	Laurens County Transportation Committee
Section 14:	Lexington County Council
Section 15:	Pickens County Transportation Committee
Section 16:	Saluda County Transportation Committee
Section 17:	Spartanburg County Transportation Committee
Section 18:	Sumter County Transportation Committee
Section 19:	York County Transportation Committee

ANDERSON COUNTY ANNUAL FUND REPORT

JULY 2007 - JUNE 2008

8/26/2008

INCOME AND EXPENSES

Balance of Funds as of July 1, 2007 \$ 5,180,668

Income:

Funds Received for Period July 1, 2007 through June 30, 2008	\$	3,029,605	
Interest Earned for Period July 1, 2007 through June 30, 2008	\$	177,519	
Total Income			\$ 3,207,124

Expenses:

Administrative Expenses	\$	2,000	
Per Diem Expenses	\$	-	
Local Paving Project Expenditures	\$	1,857,365	
State Road Project Expenditures	\$	2,427,118	
Total Expenditures			\$ 4,286,483

Balance of Funds as of June 30, 2008 \$ 4,101,308

REMAINING FUNDING COMMITMENTS

Local Paving Projects	\$	960,971	
State Road Projects	\$	1,985,239	
Total Committed Funds			\$ 2,946,211
Total Uncommitted Funds Available for New Projects			\$ 1,155,098
Uncommitted Funds as Percent of Total Income =		36.0%	

Note: Typically all funds available are programmed. Uncommitted funds reflected, are mainly due to a timing issues.

LOCAL PAVING PROJECTS

Note: To Date Expenses can reflect multiple fiscal years.

LOCAL ROUTE	PROJECT DESCRIPTION	WORK TYPE	RESPONSIBLE AGENCY	BUDGET	FISCAL YEAR	TO DATE	REMAINING BUDGET	
					EXPENDITURES	EXPENDITURES		
	Paint Lines and Reflectors	Safety	County	\$200,000.00	\$109,939.81	\$109,939.81	\$569.17	Incomplete
C-03-0027A	James Mattison Road	Resurface	County	\$56,000.00	\$47,692.79	\$47,741.31	\$8,258.69	Complete
C-06-0054	Colonial Drive	Resurface	County	\$23,500.00	\$21,670.13	\$21,670.13	\$3,829.87	Complete
C-09-0163	Old Portman Road	Resurface	County	\$253,000.00	\$200,277.14	\$200,277.14	\$52,722.86	Complete
C-19-0034	Abercrombie Road	Resurface	County	\$226,500.00	\$188,048.04	\$188,048.04	\$38,451.96	Complete
WM-07-2093	Spring Street	Resurface	County	\$50,000.00	\$42,866.04	\$42,866.04	\$7,133.96	Complete
C-10-0078	Cox Lake Road	Resurface	County	\$50,500.00	\$21,549.98	\$30,356.03	\$20,143.97	Complete
C-14-0020	Williamson Drive	Resurface	County	\$16,500.00	\$12,326.62	\$12,326.62	\$4,173.38	Complete
C-15-0163A	Thompson Road Relocation	Road Construction	County	\$400,000.00	\$200,000.00	\$200,000.00	\$200,000.00	Incomplete
C-09-0335	Hammett Street	Resurface	County	\$13,500.00	\$11,386.64	\$11,386.64	\$2,113.36	Complete
C-10-0028	Brookforest Drive	Resurface	County	\$144,500.00	\$106,087.00	\$106,087.00	\$38,413.00	Complete
C-20-0065	Double Springs Road	Resurface	County	\$116,500.00	\$91,936.70	\$91,936.70	\$24,563.30	Complete
	Piercetown Fire Department Flashing Lights	Safety	County	\$2,433.33	\$2,400.00	\$2,400.00	\$33.33	Complete
PN-04-1922	Thomas Street	Resurface	County	\$74,006.00	\$66,594.64	\$66,594.64	\$7,411.36	Complete
PN-04-1946	Santar Street	Resurface	County	\$20,421.00	\$9,863.11	\$9,863.11	\$10,557.89	Complete
C-11-0016	Cardinal Lane	Resurface	County	\$11,500.00	\$899.33	\$8,333.54	\$3,166.46	Complete
C-15-0202	Guest Circle	Resurface	County	\$5,500.00	\$466.66	\$4,324.25	\$1,175.75	Complete
C-15-0133	Mercury Lane	Resurface	County	\$12,500.00	\$1,167.72	\$10,820.45	\$1,679.55	Complete
PN-04-1874	Mount Lebanon School Project	Add turn Lanes	County	\$160,000.00	\$160,000.00	\$160,000.00	\$0.00	Incomplete
C-09-0018	Cherry Seed Road	Resurface	County	\$98,000.00	\$63,786.73	\$63,786.73	\$34,213.27	Incomplete
C-02-0017	Colonel Johnson Road	Resurface	County	\$208,500.00	\$196,919.26	\$196,919.26	\$11,580.74	Incomplete
BN-18-1614	Timberlane Drive	Resurface	County	\$30,120.00	\$29,000.00	\$29,000.00	\$1,120.00	Complete
C-13-0013	Sam Turner Bridge Replace/Wentzky Culvert	Bridge Replacement	County	\$17,000.00	\$13,254.08	\$16,239.13	\$760.87	Incomplete
C-17-0032	Jones Chapel Road	Resurface	County	\$330,000.00	\$176,961.73	\$176,961.73	\$153,038.27	Incomplete
C-15-0081	Camelot Drive	Resurface	County	\$46,000.00	\$30,772.59	\$30,772.59	\$15,227.41	Incomplete
IV-16-1823	Wiles Street	Resurface	County	\$13,775.00	\$11,539.30	\$11,539.30	\$2,235.70	Complete
IV-16-1772	West Church Street	Resurface	County	\$23,584.00	\$19,766.00	\$19,766.00	\$3,818.00	Complete
IV-16-1792	East Lake Street	Resurface	County	\$14,075.00	\$11,790.74	\$11,790.74	\$2,284.26	Complete
IV-16-1803	Back Alley Road	Resurface	County	\$9,434.00	\$7,902.40	\$7,902.40	\$1,531.60	Complete
TOTALS				\$ 2,629,348	\$ 1,857,365	\$ 1,979,140	\$ 650,208	

STATE ROAD PROJECTS

Note: Actual Expenses can reflect multiple fiscal years.

ROAD ROUTE	PROJECT DESCRIPTION	WORK TYPE	RESPONSIBLE AGENCY	BUDGET	FISCAL YEAR	TO DATE	REMAINING BUDGET	
					EXPENDITURES	EXPENDITURES		
S-04-0577	Tripp Street Extension	Resurface	SCDOT	\$100,736.92	\$75,552.69	\$100,736.92	\$0.00	Complete
S-04-0175	Woodburn Road	Resurface	SCDOT	\$57,577.08	\$43,182.81	\$57,577.08	\$0.00	Complete
S-04-0188	Brown Road	Resurface	SCDOT	\$81,731.52	\$61,298.64	\$81,731.52	\$0.00	Complete
S-04-0378	Polaris Street	Resurface	SCDOT	\$30,048.44	\$22,536.33	\$30,048.44	\$0.00	Complete
S-04-0216	Spake Road	Resurface	SCDOT	\$202,419.40	\$151,814.55	\$130,046.27	\$72,373.13	Complete
S-04-0207	Glenwood Street	Resurface	SCDOT	\$236,111.05	\$17,083.29	\$151,691.80	\$84,419.25	Complete
S-04-0063	Brentzale Street	Resurface	SCDOT	\$159,103.56	\$119,327.67	\$102,217.60	\$56,885.96	Complete
S-04-0390	Forest Lane	Resurface	SCDOT	\$96,827.00	\$72,620.25	\$62,202.43	\$34,619.57	Complete
S-04-0477	Ferry Street	Resurface	SCDOT	\$50,242.80	\$37,682.10	\$30,242.80	\$0.00	Complete
S-04-0549	Palmer Street	Resurface	SCDOT	\$34,081.92	\$25,561.44	\$34,081.92	\$0.00	Complete
S-04-0708	McCoy Street	Resurface	SCDOT	\$17,068.48	\$12,801.36	\$12,068.48	\$0.00	Complete
S-04-0355	New Pond Road	Resurface	SCDOT	\$100,946.08	\$75,709.56	\$100,946.08	\$0.00	Complete
S-04-0133	Wilbourn Street	Resurface	SCDOT	\$58,055.32	\$43,541.49	\$48,055.32	\$0.00	Complete

ROUTE	DESCRIPTION	WORK TYPE	RESPONSIBLE AGENCY	BUDGET	EXPENDITURES	EXPENDITURES	REMAINING BUDGET	STATUS
Hwy 81S	Williamston Fire Dept. Flashing Lights	Safety	SCDOT	\$6,800.00	\$6,800.00	\$6,800.00	\$0.00	Complete
	Town of Iva Streetscape	Streetscape	SCDOT	\$45,000.00	\$45,000.00	\$45,000.00	\$0.00	Complete
Hwy 76/178	Town of Homer Path Streetscape	Streetscape	SCDOT	\$115,000.00	\$40,000.00	\$40,000.00	\$75,000.00	Complete
Hwy 29&20	Memorial Signage - B.J. Durham Highway	Memorial Signage	SCDOT	\$500.00	\$500.00	\$500.00	\$0.00	Complete
	Iva Fire Dept. Flashing Lights	Safety	SCDOT	\$8,500.00	\$6,800.00	\$6,800.00	\$1,700.00	Complete
S-04-0363	Oak Road & East View Drive (SMP 08)	Resurface/Widen	SCDOT	\$261,000.00	\$255,818.72	\$255,818.72	\$5,181.28	Incomplete
	Williamston Streetscape	Streetscape	SCDOT	\$40,000.00	\$40,000.00	\$40,000.00	\$0.00	Complete
	Piercetown Fire Department Flashing Lights	Safety	SCDOT	\$4,866.67	\$4,800.00	\$4,800.00	\$66.67	Complete
	Wren School Sidewalk Project	Sidewalks	SCDOT	\$35,000.00	\$35,000.00	\$35,000.00	\$0.00	Complete
S-04-0029	Mount Lebanon School Project	Add turn Lanes	SCDOT	\$240,000.00	\$240,000.00	\$240,000.00	\$0.00	Complete
S-04-0034	Railroad Crossing Repair - Whitehall Road	Railroad X repair	SCDOT	\$80,771.00	\$80,771.00	\$80,771.00	\$0.00	Complete
S-04-0164	Slab Bridge Road	Resurface	SCDOT	\$253,811.00	\$169,300.71	\$169,300.71	\$84,510.29	Incomplete
S-04-0156	First Avenue	Resurface	SCDOT	\$397,859.00	\$265,385.73	\$265,385.73	\$132,473.27	Incomplete
S-04-0215	Danne Bannister Road	Resurface	SCDOT	\$104,072.00	\$69,419.62	\$69,419.62	\$34,652.39	Incomplete
S-04-0471	Park Avenue	Resurface	SCDOT	\$50,827.00	\$33,903.36	\$33,903.36	\$16,923.64	Incomplete
S-04-0451	Pinson Drive	Resurface	SCDOT	\$19,131.00	\$32,772.09	\$32,772.09	\$16,358.92	Incomplete
S-04-1116	Inway Drive	Resurface	SCDOT	\$125,853.00	\$83,948.31	\$83,948.31	\$41,904.69	Incomplete
S-04-0144	McAlister Road	Resurface	SCDOT	\$147,096.00	\$98,118.12	\$98,118.12	\$48,977.88	Incomplete
C-10-0155	Brown Road Bridge - To be State Road	Replacement	SCDOT	\$620,000.00	\$68.00	\$68.00	\$619,932.00	Incomplete
TOTALS				\$ 3,811,036	\$ 2,427,118	\$ 2,485,057	\$ 1,325,979	

NOTE: SCDOT returned \$248,297.91 of unused project funds to the County. In order to release these funds for reprogramming, the unused funds needed to be allocated back to some projects to reduce expenses and free up the funding. The returned funds were non specific to the road level, so we took the prerogative to allocate this excess funding back to four roads. These roads were as follows: Spake Road, Glenwood Street, Breazeale Street, and Forest Lane. If you add the variances on these roads, it will foot back to the returned funds. These funds are included in the \$3,029,605 funds received 2007-08.

BEAUFORT COUNTY ANNUAL C FUND REPORT
JULY 1, 2007 - JUNE 30, 2008

10/1/08

INCOME AND EXPENSES

Balance of Funds as of July 1, 2007		\$1,877,077.00
Income:		
Funds Received for Period July 1, 2007 through June 30, 2008	\$1,949,069.00	
Interest Earned for Period July 1, 2007 through June 30, 2008	\$26,654.00	
Total Income		\$1,975,723.00
Expenses:		
Administrative Expenses	\$70,347.00	
Local Paving Project Expenditures	\$1,513,405.00	
State Road Project Expenditures	\$677,819.00	
State Road Match Expenditures	\$0.00	
Total Expenditures		\$2,261,571.00
Balance of Funds as of June 30, 2008		\$1,591,229.00

FUNDING COMMITMENTS

Local Paving Projects	\$260,781.00	
State Road Projects	\$546,231.00	
State Road Match Projects	\$0.00	
Total Committed Funds		\$807,012.00
Total Uncommitted Funds Available for New Projects		\$784,217.00

Uncommitted Funds as Percent of Total Income = 39%

BEAUFORT COUNTY ANNUAL C FUND REPORT
JULY 1, 2007 - JUNE 30, 2008

10/1/2008

LOCAL PAVING PROJECTS

LOCAL ROUTE	PROJECT DESCRIPTION	WORK TYPE	RESPONSIBLE AGENCY	BUDGET	TOTAL EXPENDITURES	CURRENT FY EXPENDITURES	REMAINING BUDGET
	Mayfair Court	Paving/Drainage	County	\$ 170,000.00	\$ 65,168.00	\$ 65,168.00	\$ 104,832.00
	Benton Lane	Paving/Drainage	County	\$ 6,000.00	\$ 5,162.00	\$ 5,162.00	\$ 838.00
	Dianah's Drive	Paving/Drainage	County	\$ 6,570.00	\$ 3,264.00	\$ 3,264.00	\$ 3,306.00
	First Street	Paving/Drainage	County	\$ 8,666.00	\$ 1,558.00	\$ 1,558.00	\$ 7,108.00
	Nazarene Road	Paving/Drainage	County	\$ 16,366.00	\$ 9,604.00	\$ 9,604.00	\$ 6,762.00
	Scotia Road	Paving/Drainage	County	\$ 11,445.00	\$ 6,707.00	\$ 6,707.00	\$ 4,738.00
	Village Circle	Paving/Drainage	County	\$ 15,009.00	\$ 3,111.00	\$ 3,111.00	\$ 11,898.00
	Blackburn Pierce Drive	Paving/Drainage	County	\$ 98,000.00	\$ 109,508.00	\$ 109,508.00	\$ (11,508.00)
	Harold Drive	Paving/Drainage	County	\$ 173,000.00	\$ 163,954.00	\$ 163,954.00	\$ 9,046.00
	Honeysuckle Road	Paving/Drainage	County	\$ 107,219.00	\$ 3,463.00	\$ 3,463.00	\$ 103,756.00
	Fiddler Road	Paving/Drainage	County	\$ 13,346.00	\$ 11,932.00	\$ 11,932.00	\$ 1,414.00
	Quail Run S D Rds	Paving/Drainage	County	\$ 9,028.00	\$ 5,956.00	\$ 5,956.00	\$ 3,072.00
	Carolyn Road	Paving/Drainage	County	\$ 5,527.00	\$ 1,000.00	\$ 1,000.00	\$ 4,527.00
	Woods Lane	Paving/Drainage	County	\$ 84,000.00	\$ 81,186.00	\$ 81,186.00	\$ 2,814.00
	Varsity Street	Paving/Drainage	County	\$ 163,000.00	\$ 162,324.00	\$ 162,324.00	\$ 676.00
	Alumni Road	Paving/Drainage	County	\$ 243,000.00	\$ 240,346.00	\$ 240,346.00	\$ 2,654.00
	Faculty Drive	Paving/Drainage	County	\$ 226,000.00	\$ 234,911.00	\$ 234,911.00	\$ (8,911.00)
	Coffin Bluff	Paving/Drainage	County	\$ 92,000.00	\$ 74,257.00	\$ 74,257.00	\$ 17,743.00
	Fripp Point Road	Paving/Drainage	County	\$ 326,000.00	\$ 329,994.00	\$ 329,994.00	\$ (3,994.00)
	Total Local Paving Projects			\$1,774,176.00	\$1,513,405.00	\$1,513,405.00	\$260,771.00

BEAUFORT COUNTY ANNUAL C FUND REPORT
JULY 1, 2007 - JUNE 30, 2008

10/1/2008

STATE ROAD PROJECTS

ROAD-ROUTE	PROJECT DESCRIPTION	WORK TYPE	RESPONSIBLE AGENCY	BUDGET	EXPENDITURES	CURRENT FY EXPENDITURES	REMAINING BUDGET
	State Road Projects -	Resurfacing	County	\$ 1,037,028.00	\$ 493,828.00	\$ 493,828.00	\$543,200.00
S-7-13	Alljoy Street						
S-7-577	Royal Pines Blvd						
S-7-535	Oyster Catcher Rd						
S-7-113	Orange Grove/Capers Island Rd						
S-7-483	Bladen Street	Resurfacing	County	\$ 50,000.00	\$ 50,000.00	\$ 50,000.00	\$0.00
S-7-59/292	Paige Point Rd Shoulder Extension	Pathway/Shoulder Extension	County	\$ 136,027.00	\$ 132,996.00	\$ 132,996.00	\$ 3,031.00
S-7-20	Broad River Blvd	Intersection Improve	County	\$ 995.00	\$ 995.00	\$ 995.00	\$0.00
	Totals			\$ 1,224,050.00	\$ 677,819.00	\$ 677,819.00	\$ 546,231.00

STATE ROAD MATCH PROJECTS

ROAD-ROUTE	PROJECT DESCRIPTION	WORK TYPE	RESPONSIBLE AGENCY	CTC PROGRAM MATCH FUNDS COMMITTED	EXPENDITURES	CURRENT FY EXPENDITURES	REMAINING BUDGET	CURRENT FY EXPENDITURES IN EXCESS OF MATCH AMOUNT
				\$0.00	\$0.00	\$0.00	\$0.00	\$0.00

Totals

Expenditures for State Road Projects & Match Projects in Excess of Match Amount as Percent of Total Income - 34%

*Note: For match programs only CTC expenditures in excess of match amounts may be applies towards meeting the 25% requirement for expenditure on the state highway system.

CTC Chairman: _____

Date: _____

5 Nov 08

BERKELEY COUNTY ANNUAL C-FUND REPORT
JULY 1, 2007 – JUNE 30, 2008

INCOME & EXPENSES

Balance of Funds as of July 1, 2007		\$12,765,958.83
Income:		
Gas Tax Funds Accrued for Period July 1, 2007 through June 30, 2008	\$2,133,684.89	
Interest Earned for Period July 1, 2007 through June 30, 2008	\$ 378,892.08	
Other Funds Received for Period July 1, 2007 through June 30, 2008	\$ 6,360.00	
 Total Income		 \$ 2,518,936.97
Expenses:		
Administrative Expenses	\$ 51.26	
Per Diem Expenses	\$ 0.00	
Local Paving Expenditures	\$ 2,199,536.36	
State Road Project Expenditures	\$ 1,817,584.57	
 Total Expenditures		 \$ 4,017,172.19
 Balance of Funds as of June 30, 2008		 \$11,267,723.61

FUNDING COMMITMENTS

Local Paving Projects (balance)	\$2,837,572.17	
State Road Projects (balance)	\$3,734,663.48	
 Total Committed Funds (balance)		 \$ 6,572,235.65
 Total Uncommitted Funds Available for New Projects		 \$ 4,695,487.96
 Uncommitted Funds as a Percentage of Total Income is 186.4%		

LOCAL PAVING PROJECTS FY 2007/2008 Expenditures						
ROAD/ ROUTE	PROJECT DESCRIPTION	WORK TYPE	RESPONSIBLE AGENCY	BUDGET	FY 07/08 EXPENDITURES	REMAINING BUDGET
	04 B 003 Pinefield Drive	Paving & related improvements	Berkeley County	401,200.00	16,373.21	0.00
	04 B 010 Joy Drive	Right of way acquisition	Berkeley County	15,000.00	352.67	13,747.33
	04 B 012 George Wigfall Road	Engineering and right of way acquisition	Berkeley County	15,000.00	697.50	9,892.50
	04 B 018 Bethel Road	Engineering & bid documents for paving & related improvements	Berkeley County	42,400.00	872.23	344.45
	05 B 007 County Road Resurfacing Contract A	Repair, reclamation & resurfacing	Berkeley County	3,792,200.00	2,022,684.68	(393,240.60)
	05 B 008 County Road Resurfacing Contract B	Repair, reclamation & resurfacing	Berkeley County	34,500.00	18,877.03	(2,077.03)
	06 B 003 (Peru Rd, Pinebay Dr, Montague Plantation Rd, Resurfacing Contract A)	Construction engineering, inspection & administration	Berkeley County	147,800.00	60,388.90	64,426.79
	06 B 005 Palace Drive	Paving & related improvements	Berkeley County	250,000.00	11,596.92	238,403.08
	07 H 002 Murray Boulevard Sidewalk	Sidewalk repair & replacement	City of Hanahan	32,300.00	32,300.00	0.00
	07 B 003 Bethel Road	Paving & related improvements	Berkeley County	432,000.00	18,207.73	413,792.27
	07 B 004 Frederick Douglas Maplewood	Paving & related improvements	Berkeley County	864,000.00	17,185.49	846,814.51
					2,199,536.36	

TOTAL EXPENDITURES:

\$2,199,536.36

TOTAL EXPENDITURES FOR LOCAL PAVING PROJECTS AS PERCENT OF TOTAL INCOME:

87.3%


STATE ROAD PROJECTS FY 2007/2008 Expenditures						
ROAD/ROUTE	PROJECT DESCRIPTION	WORK TYPE	RESPONSIBLE AGENCY	BUDGET	FY 07/08 EXPENDITURES	REMAINING BUDGET
12 roads	06 D 004 "C" PIN 36339 State Road Resurfacing	Repair & resurfacing	SCDOT	1,458,016.77	1,458,016.77	0.00
S-8-791	08 D 003 Henry Doctor Jr. Memorial Sign	Dedication signs	SCDOT	500.00	500.00	0.00
SC-45	08 D 004 Robert Snyder Jr. Memorial Sign	Dedication signs	SCDOT	500.00	500.00	0.00
					1,459,016.77	

STATE ROAD MATCH PROJECTS FY 2007/2008 Expenditures								
ROAD/ROUTE	PROJECT DESCRIPTION	WORK TYPE	RESPONSIBLE AGENCY	CTC PROGRAM MATCH FUNDS COMMITTED	EXPENDITURES	CURRENT FISCAL YEAR EXPENDITURES	REMAINING BUDGET	CURRENT FISCAL YEAR EXPENDITURES IN EXCESS OF MATCH AMOUNT*
S-8-225	02 F 009 Safety Improvement Match Program	Sidewalk	SCDOT/ Town of Moncks Corner	402,850.00	177,576.98	22,000.00	225,273.02	0.00
9 roads	06 D 004 "C" PIN 36339 State Road Resurfacing	Repair & resurfacing	SCDOT	272,000.00	336,567.80	336,567.80	0.00	64,567.80
								64,567.80

EXPENDITURES FOR STATE ROAD PROJECTS AND MATCH PROJECTS IN EXCESS OF MATCH AMOUNT AS PERCENT OF TOTAL INCOME = 60.5%

*Note: For match programs only CTC expenditures in excess of match amounts may be applied towards meeting the 25% requirement for expenditure on the State highway system.

CTC Chairman: _____



Date: _____

11/3/08

CHARLESTON COUNTY ANNUAL C FUND REPORT

JULY 2007 - JUNE 2008

Report Date: November 12, 2008

INCOME AND EXPENSES

Balance of Funds as of July 1, 2007	-----	\$	10,568,188
		\$	10,568,188

Income:

Funds Received for Period July 1, 2007 through June 30, 2008	\$	4,250,269	
Interest Earned for Period July 1, 2007 through June 30, 2008	\$	359,082	
Total Income	-----	\$	4,609,351

Expenses:

Administrative Expenses	\$	2,000	
Local Road Project Expenditures	\$	1,653,556	
State Road Project Expenditures	\$	2,006,593	
State Road Match Expenditures	\$	1,016,840	
Total Expenditures		\$	4,678,989

Balance of Funds as of June 30, 2008	-----	\$	10,498,550
--------------------------------------	-------	----	------------

FUNDING COMMITMENTS

Local Road Projects	\$	4,147,235
State Road Projects	\$	4,144,561
State Road match Projects	\$	702,136
Total Committed Funds	\$	8,993,932
Total Uncommitted Funds Available for New Projects	\$	1,504,618

Uncommitted Funds as Percent of Total Income = 32.6%

CTC Chairman _____

Date: _____

LOCAL PAVING PROJECTS

LOCAL ROUTE	Org Key	PROJECT DESCRIPTION	WORK TYPE	RESPONSIBLE AGENCY	BUDGET	TOTAL EXPENDITURES	Current Fiscal Year Expenditures	REMAINING BUDGET	Current Fiscal Year Expenditures in excess
	W42006709	Alston Avenue	Paving	Charleston County	\$ 216,000	\$ 21,927	\$ 20,591	\$ 194,073	\$ -
	W42006807	Ashley Hall Sidewalk	Sidewalks	Charleston County	\$ 250,000	\$ -	\$ -	\$ 250,000	\$ -
	W42006806	Brailsford Road	Paving	Charleston County	\$ 155,000	\$ 110,328	\$ 110,328	\$ 44,672	\$ -
	W42006604	Hagerman Paving	Paving	Charleston County	\$ 100,000	\$ 67,597	\$ -	\$ 32,403	\$ -
	W42006608	Fairmont Road	Sidewalks	Charleston County	\$ 25,777	\$ 18,835	\$ 44	\$ 6,942	\$ -
	W42006805	Foxwood/Popperdam Sidewalks	Sidewalks	Charleston County	\$ 529,000	\$ 22,806	\$ 22,806	\$ 506,194	\$ -
	W42006710	Lincolnvile Traffic	Traffic Study	Charleston County	\$ 15,000	\$ 12,300	\$ -	\$ 2,700	\$ -
	W42006510	Lincolnvile Misc	Road Materials	Charleston County	\$ 80,000	\$ 11,224	\$ -	\$ 68,776	\$ -
	W42006508	McKay Drive	Paving	Charleston County	\$ 210,549	\$ 209,443	\$ -	\$ 1,106	\$ -
	W42006005	New Road	Paving	Charleston County	\$ 175,000	\$ 84,532	\$ -	\$ 90,468	\$ -
	W42006410	New Road	Paving	Charleston County	\$ 75,000	\$ -	\$ -	\$ 75,000	\$ -
	W42006509	New Road	Paving	Charleston County	\$ 50,000	\$ -	\$ -	\$ 50,000	\$ -
	W42006609	Old Tea Farm Road	Paving	Charleston County	\$ 130,000	\$ 100,103	\$ -	\$ 29,897	\$ -
	W42006707	Old Tea Farm Road	Paving	Charleston County	\$ 24,879	\$ 24,879	\$ 24,879	\$ (0)	\$ -
	W42006409	Parana Street	Paving	Charleston County	\$ 40,000	\$ 35,835	\$ -	\$ 4,165	\$ -
	W42006507	Parana Street	Paving	Charleston County	\$ 95,600	\$ 62,641	\$ -	\$ 32,959	\$ -
	W42006511	Pavement Management	Software	Charleston County	\$ 75,000	\$ 54,316	\$ -	\$ 20,684	\$ -
	W42006804	Railroad Avenue	Paving	Charleston County	\$ 250,000	\$ -	\$ -	\$ 250,000	\$ -
	W42006308	Rifle Range/Six Mile	Traffic Study	Charleston County	\$ 30,418	\$ 30,418	\$ 619	\$ -	\$ -
(see attachment)	W42007406	Resurfacing FY04	Resurfacing	Charleston County	\$ 1,575,777	\$ 1,575,777	\$ 69,633	\$ -	\$ -
(see attachment)	W42007508	Resurfacing FY05	Resurfacing	Charleston County	\$ 1,429,921	\$ 1,429,921	\$ 6,686	\$ -	\$ -
(see attachment)	W42007415	Resurfacing RISE non grant	Resurfacing	Charleston County	\$ 36,632	\$ 36,632	\$ 36,632	\$ 0	\$ -
(see attachment)	W42007707	Resurfacing FY07	Resurfacing	Charleston County	\$ 1,617,527	\$ 1,296,105	\$ 1,289,451	\$ 321,422	\$ -
(see attachment)	W42007805	Resurfacing FY08	Resurfacing	Charleston County	\$ 1,747,881	\$ 4,365	\$ 4,365	\$ 1,743,516	\$ -
	W42006711	Seabrook Ped/Bicycle	Bike Path	Charleston County	\$ 50,000	\$ 50,000	\$ 50,000	\$ -	\$ -
	W42006708	Selah Street	Paving	Charleston County	\$ 129,127	\$ 19,045	\$ 17,523	\$ 110,082	\$ -
	W42006305	West Boundary	Paving	Charleston County	\$ 318,101	\$ 15,925	\$ -	\$ 302,176	\$ -
	W42006504	West Huron Avenue	Drainage	Charleston County	\$ 10,000	\$ -	\$ -	\$ 10,000	\$ -
		TOTALS			\$ 9,442,189	\$ 5,294,954	\$ 1,653,556	\$ 4,147,235	\$ -

EXPENDITURES FOR LOCAL ROAD PROJECTS AS PERCENT OF TOTAL INCOME = 35.9%

STATE ROAD PROJECTS

ROAD ROUTE	Org Key	PROJECT DESCRIPTION	WORK TYPE	RESPONSIBLE AGENCY	BUDGET	TOTAL EXPENDITURES	Current Fiscal Year Expenditures	REMAINING BUDGET	Current Fiscal Year Expenditures in excess
S-1210	W42007608	Ashley Hall Road	Sidewalk	Charleston County	\$ 40,000	\$ 36,104	\$ 13,179	\$ 3,896	\$ -
S-94	W42007604	Grimball Road Bike Lane	Bike Path	Charleston County	\$ 200,000	\$ 19,703	\$ 18,885	\$ 180,297	\$ -
45	W42007504	Grimball Road Bike Path	Bike Path	Charleston County	\$ 45,000	\$ 39,547	\$ 6,428	\$ 5,453	\$ -
S-60	W42007810	I-526 Exit 19 @ North Rhett	rsection Improven	Charleston County	\$ 185,000	\$ 11,163	\$ 11,163	\$ 173,837	\$ -
S-1192	W42007711	Lofton Drainage	Drainage	Charleston County	\$ 36,000	\$ -	\$ -	\$ 36,000	\$ -
S-6	W42007503	Magnolia Road Phase I	Sidewalk	Charleston County	\$ 169,000	\$ 137,005	\$ -	\$ 31,995	\$ -
S-1863	W42007806	Magwood Road Sidewalk	Sidewalk	Charleston County	\$ 165,000	\$ 2,554	\$ 2,554	\$ 162,446	\$ -
S-1863	W42007712	Magwood Road	Sidewalk	Charleston County	\$ 20,000	\$ 16,305	\$ 9,471	\$ 3,695	\$ -
S-20/1442	W42007709	Main/Brownswood	rsection Improven	Charleston County	\$ 339,307	\$ 28,317	\$ 2,525	\$ 310,990	\$ -
S-20/1442	W42007811	Main/Brownswood	rsection Improven	Charleston County	\$ 250,000	\$ 1,153	\$ 1,153	\$ 248,847	\$ -
S-599	W42007506	Middle Street	Drainage	Charleston County	\$ 238,019	\$ 237,633	\$ 66,000	\$ 366	\$ -
S-599	W42007808	Middle Street Drainage	Drainage	Charleston County	\$ 50,000	\$ 20,789	\$ 20,789	\$ 29,211	\$ -
SC61/1863	W42007708	McConnell/Magwood	rsection Improven	Charleston County	\$ 125,000	\$ -	\$ -	\$ 125,000	\$ -
S-9	W42007611	North Pinckney Street	Drainage	Charleston County	\$ 130,000	\$ 85,722	\$ -	\$ 44,278	\$ -
US17	W42007507	Postal Drive	Turn Lane	Charleston County	\$ 67,585	\$ 63,871	\$ -	\$ 3,714	\$ -
S-2325	W42007404	Railroad Avenue	Paving	Charleston County	\$ 17,330	\$ 2,094	\$ 2,094	\$ 15,236	\$ -
(see attachment)	W42007406	Resurfacing FY04	Resurfacing	Charleston County	\$ 701,357	\$ 701,357	\$ 30,993	\$ -	\$ -
(see attachment)	W42007411	Resurfacing FY04 RISE	Resurfacing	Charleston County	\$ 756,781	\$ 756,781	\$ 730,296	\$ -	\$ -
(see attachment)	W42007508	Resurfacing FY05	Resurfacing	Charleston County	\$ 1,747,681	\$ 1,747,681	\$ 8,172	\$ -	\$ -
(see attachment)	W42007415	Resurfacing RISE non grant	Resurfacing	Charleston County	\$ 16,305	\$ 16,305	\$ 16,305	\$ (0)	\$ -
(see attachment)	W42007707	Resurfacing FY07	Resurfacing	Charleston County	\$ 1,022,879	\$ 819,617	\$ 815,431	\$ 203,262	\$ -
(see attachment)	W42007805	Resurfacing FY08	Resurfacing	Charleston County	\$ 2,344,559	\$ 5,854	\$ 5,854	\$ 2,338,705	\$ -
S-51/S-921	W42007809	Rifle Range/ Six mile Intersection	rsection Improven	Charleston County	\$ 125,000	\$ -	\$ -	\$ 125,000	\$ -
	W42007807	Special Projects	Signs	Charleston County	\$ 5,000	\$ 3,000	\$ 3,000	\$ 2,000	\$ -
US17/SC165	W42007812	US17/165 Intersection	rsection Improven	Charleston County	\$ 280,000	\$ 242,300	\$ 242,300	\$ 37,700	\$ -
S-521	W42007514	Wallace School Road	Turn Lane	Charleston County	\$ 40,000	\$ 35,863	\$ -	\$ 4,137	\$ -
S-730	W42007403	White Oak	Sidewalk	Charleston County	\$ 359,741	\$ 301,264	\$ -	\$ 58,477	\$ -
TOTALS					\$ 9,476,543	\$ 5,331,982	\$ 2,006,593	\$ 4,144,561	\$ -

EXPENDITURES FOR STATE ROAD PROJECTS AS PERCENT OF TOTAL INCOME = 43.5%

STATE ROAD MATCH PROJECTS

ROAD ROUTE	Org Key	PROJECT DESCRIPTION	WORK TYPE	RESPONSIBLE AGENCY	CTC Program Match Funds Committed	TOTAL EXPENDITURES	Current Fiscal Year Expenditures	REMAINING BUDGET	Current Fiscal Year Expenditures in dollars
S-1373	W42019501	Orleans Sidewalk	Sidewalk	Charleston County	\$ 175,000	\$ 3,741	\$ 3,741	\$ 171,259	\$ -
US17/S-584	W42019502	US17 Turn Lane	Turn Lane	Charleston County	\$ 87,500	\$ 105	\$ 105	\$ 87,395	\$ -
I-526/SC7	W42019503	SC7 Ramp	Turn Lane	Charleston County	\$ 115,000	\$ 632	\$ 632	\$ 114,368	\$ -
US17/S-317	W42019504	US17/Davison	rsection Improven	Charleston County	\$ 122,500	\$ 644	\$ 644	\$ 121,856	\$ -
SC-171	W42019505	Folly Road Sidewalk Design	Sidewalk	Charleston County	\$ 15,000	\$ 11,000	\$ 1,090	\$ 4,001	\$ -
S-1210	W42019506	Ashley Hall Sidewalk	Sidewalk	Charleston County	\$ 70,000	\$ 24,494	\$ 3,257	\$ 45,506	\$ -
(see attachment)	W42019507	Resurfacing/Handicap Ramp	Resurfacing	Charleston County	\$ 53,357	\$ -	\$ -	\$ 53,357	\$ -
(see attachment)	W42019602	FY06 Resurfacing SMP B	Resurfacing	Charleston County	\$ 182,626	\$ 139,155	\$ -	\$ 43,471	\$ -
(see attachment)	W42019801	FY08 Resurfacing SMP	Resurfacing	Charleston County	\$ 338,000	\$ 277,076	\$ 277,076	\$ 60,924	\$ -
(see attachment)	W42007411	FY04 Resurfacing RISE	Resurfacing	Charleston County	\$ 730,296	\$ 730,296	\$ 730,296	\$ -	\$ -
					\$ 1,889,279	\$ 1,187,143	\$ 1,016,840	\$ 702,136	\$ -

EXPENDITURES FOR STATE ROAD MATCH PROJECTS AS PERCENT OF TOTAL INCOME =

22.1%

State Roads on Resurfacing Lists

<u>FY2004</u>	<u>FY2004</u>	<u>FY2005</u>
<u>Non Rise Roads</u>	<u>Rise Roads</u>	
S-1038	S-107	S-521
S-1106	S-13	S-1542
S-1206	S-54	S-1541
S-1217	S-67	S-1623
S-1244		S-829
S-1434		S-1062
S-1702		S-1211
S-1716		S967
S-1717		S-145
S-387		S-28
S-499		S-1279
S-499		S-553
S-63		S-626
S-658		S-1975
S-662		S-1543
S-81		S-195
S-983		S-1660
		S-873
		S-873
		S-211
		S-833
		S-1600
		S-2361
		S-874
		S-1555
		SC700
		S-516
		S-49
		S-264
		S-119
		S-1430
		S-520
		S-2124
		S-54
		S-828
		S-838
		S-2017
		S-106
		S-445
		S-876
		S-520
		S-1113

FY2006

S-599
S28/SC171
S-57
SC-642
S-599
S-1863
S-1189
SC-171
S-51/S-921
US-52
US-17
S-94
S-6
S-9
S-54
S-1028
US17/SC-165
S-1210
S-521
S-51
US17/SC41
S-730

FY2007

S-974
S-103
S-894
S-669
S-1157
S-1208
S-2104
S-1109
S-1241
S-733
S-861
S-175
S-1024
S-2104
S-295
S-126
S-105
S-287
S-732
S-2105
S-1355
S-436
S-556

FY2008

S-1133
S-926
S-1807
S-387
S-970
S-575
S-893
S-2011
S-1892
S-280
S-2012
S-1068
S-2203
S-657
S-657
S-241
S-52
S-241
S-52

CHEROKEE COUNTY - "C" FUND REPORT

JULY 2007 -- JUNE 2008

INCOME AND EXPENSES

BALANCE OF "C" FUNDS AS OF JULY 1, 2007 ----- \$ 1,265,677

INCOME:

FUNDS RECEIVED FOR PERIOD JULY 1, 2007 THROUGH JUNE 30, 2008 1,270,605

INTEREST EARNED FOR PERIOD JULY 1, 2007 THROUGH JUNE 30, 2008 37,488

TOTAL INCOME ----- \$ 1,308,093

EXPENSES:

ADMINISTRATIVE EXPENSES 0

PER DIEM EXPENSES 0

LOCAL PAVING PROJECT EXPENDITURES 643,066

STATE ROAD PROJECT EXPENDITURES 529,729

TOTAL EXPENDITURES ----- \$ 1,172,795

BALANCE OF FUNDS AS OF JUNE 30, 2008----- \$ 1,400,975

FUNDING COMMITMENTS

LOCAL PAVING PROJECTS 596,861

STATE ROAD PROJECT 678,362

TOTAL COMMITTED FUNDS \$ 1,275,223

TOTAL UNCOMMITTED FUNDS AVAILABLE FOR NEW PROJECTS----- \$ 125,752

UNCOMMITTED FUNDS AS PERCENT TO TOTAL INCOME = 9.61%

RESPECTFULLY SUBMITTED

BEN L. CLARY, INTERIM ADMINISTRATOR

EXPENDITURES

LOCAL PAVING PROJECTS

LOCAL ROUTE	PROJECT DESCRIPTION	WORK TYPE	RESPONSIBLE AGENCY	BUDGET	EXPENDITURES	REMAINING BUDGET	STATUS
	ALLEY/OAKLAND AVE	RESURFACE	CITY OF GAFFNEY	1,648.00	2,728.60	(1,080.60)	COMPLETED
	ALLEY/BEECH ST	RESURFACE	CITY OF GAFFNEY	5,231.00	5,311.00	(80.00)	COMPLETED
	BUD'S TRAIL	RESURFACE	COUNTY	23,500.00	23,526.74	(26.74)	COMPLETED
	CASHION ROAD	RESURFACE	COUNTY	3,400.00	3,120.40	279.60	COMPLETED
	CHEROKEE TECH CAMPUS	PAVE	COUNTY	100,000.00	100,000.00	-	COMPLETED
	DARVELL ROAD	RESURFACE	COUNTY	6,418.00	6,235.42	182.58	COMPLETED
	DICKSON ROAD	RESURFACE	COUNTY	41,000.00	42,980.82	(1,980.82)	COMPLETED
	ELMORE ST	RESURFACE	CITY OF GAFFNEY	13,133.00	7,732.00	5,401.00	COMPLETED
	EUPHRA DRIVE	PAVE	COUNTY	47,540.00	46,527.66	1,012.34	COMPLETED
	GOFORTH DRIVE	RESURFACE	COUNTY	19,222.00	18,964.50	257.50	COMPLETED
	GOUCHER WATER CO	WATER	COUNTY	532.50	532.50	-	COMPLETED
	GRASSY POND WATER CO	WATER	COUNTY	660.00	660.00	-	COMPLETED
	HAMBRIGHT ROAD	RESURFACE	COUNTY	17,400.00	18,229.68	(829.68)	COMPLETED
	LINK ROAD	RESURFACE	COUNTY	10,239.00	9,704.50	534.50	COMPLETED
****	LIPSCOMB CIRCLE	GRAVEL	COUNTY	10,566.00	264.98	10,301.02	INCOMPLETE
	McCRAW TRAIL	RESURFACE	COUNTY	55,000.00	53,997.54	1,002.46	COMPLETED
	MYRTLE DRIVE	RESURFACE	COUNTY	9,895.00	11,023.62	(1,128.62)	COMPLETED
	OLA LANE	RESURFACE	COUNTY	23,500.00	16,847.49	6,652.51	COMPLETED
	PATRICK ROAD	RESURFACE	COUNTY	125,000.00	121,073.02	3,926.98	COMPLETED
	PINE ST., WEST	RESURFACE	COUNTY	20,000.00	18,776.20	1,223.80	COMPLETED
	PINEWOOD DRIVE	RESURFACE	CITY OF GAFFNEY	10,918.00	10,594.16	323.84	COMPLETED
	SAM'S ROAD	RESURFACE	COUNTY	3,405.00	3,405.54	(0.54)	COMPLETED
	SAMS STREET	RESURFACE	CITY OF GAFFNEY	6,985.00	6,656.00	329.00	COMPLETED
	SCDOT	SIGNAGE	COUNTY	500.00	500.00	-	COMPLETED
	SIVERMAN ROAD	RESURFACE	COUNTY	18,432.00	18,517.96	(85.96)	COMPLETED
****	SMOKE RIDGE ROAD	GRAVEL	COUNTY	52,540.00	14,646.98	37,893.02	INCOMPLETE
****	TINDALL MILL RD	GRAVEL	COUNTY	27,000.00	25,035.85	1,964.15	INCOMPLETE
	TURNER ROAD	RESURFACE	COUNTY	24,200.00	24,693.12	(493.12)	COMPLETED
	WEDGEWOOD	RESURFACE	COUNTY	12,800.00	12,664.52	135.48	COMPLETED
	WOODSIDE DRIVE	RESURFACE	CITY OF GAFFNEY	23,424.00	18,115.40	5,308.60	COMPLETED
					643,066.20		

EXPENDITURES FOR LOCAL PAVING PROJECTS AS PERCENT OF TOTAL INCOME = 49.16%

STATE ROAD PROJECTS

ROAD ROUTE	PROJECT DESCRIPTION	WORK TYPE	RESPONSIBLE AGENCY	BUDGET	EXPENDITURES	REMAINING BUDGET	STATUS
S-11-157	10th STREET	RESURFACE	COUNTY	23,300.00	24,971.61	(1,671.61)	INCOMPLETE
S-11-460	BIRNIE STREET, WEST	RESURFACE	CITY OF GAFFNEY	7,389.00	9,281.74	(1,892.74)	COMPLETED
S-11-451	CAMBRIDGE CIRCLE	RESURFACE	CITY OF GAFFNEY	18,884.00	19,460.40	(576.40)	COMPLETED
S-11-552	CLUBHOUSE ROAD	RESURFACE	COUNTY	58,941.00	56,766.00	2,175.00	INCOMPLETE
S-11-527	FAIRVIEW AVE, WEST	RESURFACE	CITY OF GAFFNEY	4,041.00	6,015.78	(1,974.78)	COMPLETED
S-11-574	FIKE DRIVE	RESURFACE	COUNTY	4,906.00	4,605.28	300.72	COMPLETED
S-11-39/61	GREEN RIVER ROAD	RESURFACE	COUNTY	294,751.00	298,450.65	(3,699.65)	COMPLETED
S-11-51	HETTY HILL SIDEWALK	BUILD	CITY OF GAFFNEY	25,000.00	25,000.00	-	COMPLETED
S-11-303	MORRIS DRIVE	TESTING	COUNTY	500.00	540.00	(40.00)	COMPLETED
S-11-603	SHELBY STREET	MARKINGS	TOWN OF BLACKSBURG	1,485.00	2,193.00	(708.00)	COMPLETED
S-11-544	VAUGHAN ROAD	RESURFACE	COUNTY	47,920.00	48,908.90	(988.90)	COMPLETED
S-11-258	WILLOW STREET	RESURFACE	CITY OF GAFFNEY	29,408.00	33,535.44	(4,127.44)	COMPLETED
					529,728.80		

EXPENDITURES FOR STATE ROAD PROJECTS AS PERCENT OF TOTAL INCOME = 40.50%

FUNDING COMMITMENTS

LOCAL PAVING PROJECTS

LOCAL ROUTE	PROJECT DESCRIPTION	WORK TYPE	RESPONSIBLE AGENCY	BUDGET			STATUS
	LIPSCOMB CIRCLE	RESURFFACE		10,566.00	264.98	10,301.02	PENDING
	SMOKE RIDGE ROAD	PAVE		52,540.00	14,646.98	37,893.02	PENDING
	TINDAL MILL ROAD	PAVE		89,000.00	25,035.85	63,964.15	PENDING
	FARMINGTON RD	RESURFFACE	COUNTY	36,297.00		36,297.00	PENDING
	BURGESS ROAD	RESURFFACE	COUNTY	16,206.00		16,206.00	PENDING
	CLARY LANE	RESURFFACE	COUNTY	9,774.00		9,774.00	PENDING
	BLANTON MEADOWS DR	RESURFFACE	COUNTY	25,000.00		25,000.00	PENDING
	LIPSCOMB CIRCLE	RESURFFACE	COUNTY	10,566.00		10,566.00	PENDING
	ELMWOOD ROAD	RESURFFACE	COUNTY	11,212.00		11,212.00	PENDING
	JUNIES ROAD	RESURFFACE	COUNTY	27,160.00		27,160.00	PENDING
	FURNACE MILL RD	RESURFFACE	COUNTY	8,973.00		8,973.00	PENDING
	SILVER CIRCLE	RESURFFACE	COUNTY	7,837.00		7,837.00	PENDING
	MICHAEL JAMES RD	RESURFFACE	COUNTY	9,931.00		9,931.00	PENDING
	SMOKE RIDGE ROAD	PAVE	COUNTY	38,640.00		38,640.00	PENDING
	WILKINS WAY	RESURFFACE	COUNTY	20,770.00		20,770.00	PENDING
	NEW CUT DRIVE	RESURFFACE	COUNTY	16,390.00		16,390.00	PENDING
	JOHNSON ROAD	RESURFFACE	COUNTY	17,842.00		17,842.00	PENDING
	CROSS STREET	RESURFFACE	COUNTY	12,348.00		12,348.00	PENDING
	LAKE WHELCHER DRIVE	RESURFFACE	COUNTY	65,154.00		65,154.00	PENDING
	WOODROW CARROLL RD	PAVE	COUNTY	12,000.00		12,000.00	PENDING
	RODEO DRIVE	RESURFFACE	COUNTY	21,962.00		21,962.00	PENDING
	THELMA ROAD	PAVE	COUNTY	37,840.00		37,840.00	PENDING
	BELTLINE COURTS	RESURFFACE	CITY OF GAFFNEY	35,475.00		35,475.00	PENDING
	JOYCE STREET	RESURFFACE	CITY OF GAFFNEY	9,072.00		9,072.00	PENDING
	BROWNING STREET	RESURFFACE	CITY OF GAFFNEY	18,401.00		18,401.00	PENDING
	BROOKWOOD DRIVE	RESURFFACE	CITY OF GAFFNEY	6,932.00		6,932.00	PENDING
	WOODLAWN DRIVE	RESURFFACE	CITY OF GAFFNEY	5,421.00		5,421.00	PENDING
	LEE STREET	RESURFFACE	CITY OF GAFFNEY	3,500.00		3,500.00	PENDING
				636,809.00	39,947.81	596,861.19	

PENDING LOCAL PAVING PROJECTS AS PERCENT OF TOTAL INCOME = 45.63%

STATE ROAD PROJECTS

ROAD ROUTE	PROJECT DESCRIPTION	WORK TYPE	RESPONSIBLE AGENCY	BUDGET	EXPENDITURES	REMAINING BUDGET	STATUS
S-11-157	10TH STREET	MARKERS	COUNTY	23,300.00	24,971.61	(1,671.61)	PENDING
S-11-552	CLUBHOUSE ROAD	RESURFACE	COUNTY	58,941.00	56,766.00	2,175.00	PENDING
S-11-245	LEAGAN DRIVE	WIDENING	COUNTY	126,500.00		126,500.00	PENDING
S-11-80	ROBB SCHOOL ROAD	WIDEN/RES	COUNTY	460,749.00		460,749.00	PENDING
S-11-249	M L KING JR BLVD	RESURFACE	COUNTY	49,421.00		49,421.00	PENDING
S-11-140	LIME STREET	RESURFACE	TOB	39,517.00		39,517.00	PENDING
				735,128.00	56,766.00	678,362.00	

PENDING STATE ROAD PROJECTS AS PERCENT OF TOTAL INCOME = 51.86%

CHESTER COUNTY ANNUAL C FUND REPORT

REPORT DATE: JULY 2007 - JUNE 2008

DUE 12/1/2007

INCOME AND EXPENSES

Balance of Funds as of July 1, 2007		\$3,264,145
income		
Funds received for Period July 1, 2007 through June 30, 2008	\$933,233	
Funds received for Period July 1, 2007 through June 30, 2008	\$6,170 (2 refunds from SCDOT)	
Interest earned for Period July 1, 2007 through June 30, 2008	\$113,191	
Total Income		<u>\$1,052,594</u>
Expenses		
Administrative Expenses	\$0	
Local Paving Project Expenditures	\$708,695	
State Road Project Expenditures	\$468,614	
State Road Match Expenditures	\$242,614	
Total Expenditures		<u>\$1,419,923</u>
Balance of Funds as of June 30, 2007		<u>\$2,896,817</u>

FUNDING COMMITMENTS

* Local Paving Projects (See Below)		\$710,148
** State Road Projects (See Below)		\$10,097
Total Committed Funds		<u>\$720,245</u>
Total Uncommitted Funds Available for New Projects		\$2,176,572
Uncommitted Funds as Percent of Total Income =		206.78%
* Local paving projects		
Road Improvement Prog 2007	\$161	
Road Improvement Prog 2008	\$688,870	
Chester Inventory	\$21,117	
** State projects include		
Sidewalk Improvement Project	\$10,097	
		<u>\$720,245</u>

CHESTER COUNTY PAVING PROJECTS

LOCAL PAVING PROJECTS

LOCAL PROJECT	PROJECT DESCRIPTION	WORK TYPE	RESPONSE AGENCY	BUDGET	TOTAL EXPENDITURES	CURRENT F.Y. EXPENDITURES	REMAINING BUDGET
	911 Parking Lot		County	\$14,196	\$14,196	\$14,196	\$0
	Elm Falls Library		County	\$9,100	\$9,100	\$9,100	\$0
	Green Acre		County	\$25,519	\$25,519	\$25,519	\$0
	Industrial Way		County	\$62,738	\$62,738	\$62,738	\$0
	Apparissa Ridge		County	\$61,029	\$61,029	\$61,029	\$0
	Martin Graves		County	\$101,214	\$101,214	\$101,214	\$0
	Condit		County	\$71,546	\$71,546	\$71,546	\$0
	Plus various other local projects		County		\$328,885	\$328,885	
	Elm Lawn Fire Station Parking Lot		County	\$23,454	\$23,454	\$23,454	\$0
	Emmerson Fire Station Parking Lot		County	\$34,310	\$34,310	\$34,310	\$0
	TOTALS			\$379,810	\$708,695	\$708,695	\$0

STATE ROAD PROJECTS

LOCAL PROJECT	PROJECT DESCRIPTION	WORK TYPE	RESPONSE AGENCY	BUDGET	TOTAL EXPENDITURES	CURRENT F.Y. EXPENDITURES	REMAINING BUDGET
S-12-755	Rescue	Repaving	County			\$54,640	
S-12-378	Pentard	Repaving	County			\$15,666	
S-12-294	Starnes	Repaving	County			\$12,210	
S-12-109	Deport/Dora	Repaving	County			\$37,464	
S-12-885	Edel Parisey	Repaving	County			\$27,132	
S-12-761	Holland	Repaving	County			\$21,395	
S-12-406	J.G. Gashen	Repaving	County			\$107,414	
Various	Various Streets	Sidewalk Replacement	County			\$191,837	
S-39	McLure	Sidewalk Repair	Williams Conc			\$950	
	TOTALS			\$0	\$0	\$468,614	\$0

STATE ROAD MATCH PROJECTS

LOCAL PROJECT	PROJECT DESCRIPTION	WORK TYPE	RESPONSE AGENCY	CTC PROGRAM MATCH FUNDS COMMITTED	TOTAL EXPENDITURES	CURRENT F.Y. EXPENDITURES	REMAINING BUDGET	CURRENT FISCAL YEAR EXPENDITURES IN EXCESS OF MATCH AMOUNT*
	SIMP05 State Match Program					\$195,000		
	SIMP Match Program Balance					\$47,614		
	TOTALS			\$0	\$0	\$242,614	\$0	

EXPENDITURES FOR STATE ROAD PROJECTS AND MATCH PROJECTS IN EXCESS OF MATCH AMOUNT AS PERCENT OF TOTAL INC

67.6%

* Note: For match programs only CTC expenditures in excess of match amounts may be applied towards meeting the 25% requirement for expenditure on the state highway system.

CTC Chairman: _____

Date: _____ 29-Sep-08

**CLARENDON COUNTY ANNUAL C FUND REPORT
JULY 2007 - JUNE 2008**

INCOME AND EXPENSES:

Balance of Funds as of July 1, 2007		\$1,202,415
Income:		
Funds Received for Period July 1, 2007 through June 30, 2008	\$1,153,090	
Interest Earned for Period July 1, 2007 through June 30, 2008	34,379	
Total Income:		<u>1,187,468</u>
Expenses:		
Administrative Expenses	\$2,000	
Local Paving Projects	1,108,079	
State Road Projects	185,826	
Total Expenses:		<u>1,295,905</u>
Balance of Funds as of June 30, 2008		<u><u>\$1,093,978</u></u>

FUNDING COMMITMENTS:

Local Paving Projects	380,162	
State Road Projects	360,000	
Total Committed Funds		<u>\$740,162</u>
Total Uncommitted Funds Available for New Projects		<u><u>\$353,816</u></u>
Uncommitted Funds as a Percentage of Total Income		29.8%
Local Expenditures as a Percentage of Total Income		93.3%
State Road Project Expenditures as a Percentage of Total Income		15.6%

Clarendon County C-Program Statement

Project Description	Work type	Responsible Agency	Total Budget	Total Expenditures	Current Yr Expenditures	Remaining Budget	Status*
Local Paving Projects							
Haseldon, Still Water, Crawford, Lori, Sportsman, Setter, McCoy, Witty, Mabe & Poston Ln	Pave & Impr	County	978,163	814,963	0	0	C
Public parking lot at Fire department (Station #1)	Pave & Impr	County	31,000	31,000	31,000	0	C
Materials for road maintenance (reconstituted asphalt)	Materials	County	1,032,000	693,015	661,015	338,985	O
Materials for road maintenance (cold mix asphalt)	Materials	County	5,000	2,667	2,667	2,333	O
City of Manning Streetscape Project	Improvement	City of Manning	59,297	29,648	29,648	29,648	O
Haseldon Rd. from Pine Knoll to SR 260	Pave & Impr	County	163,200	176,834	176,834	0	C
Capital Way	Pave & Impr	County	45,000	43,825	43,825	0	C
Public parking lot at Detention Center	Pave & Impr	County	60,000	66,286	66,286	0	C
Public parking lot at Judicial Ctr - resurface	Resf	County	4,000	4,000	4,000	0	C
Crush n Run (HLC)	Materials	County	75,000	74,533	74,533	467	O
Materials & fabrication of road signs	Materials	County	25,000	16,271	16,271	8,729	O
Administrative expenses	Admin.	County	2,000	2,000	2,000	0	C
Totals			2,479,660	1,955,042	1,108,079	380,162	

State Road Projects


Felton Rd. and Flynn Rd	Resf	SCDOT	431,206	431,206	637	0	C
Add'l. CTC for Oaks Rd. from Dingle Pond to Liberty Church Rd.	Resf & patch	SCDOT	10,184	10,184	0	0	C
US Rt 378 from US 301 to west of Rd S-18 in Florence	Widen	SCDOT	368,000	368,000	92,084	0	C
US Rt 378 from US 301 to west of Rd S-18 in Florence	Widen	SCDOT	72,420	72,420	18,105	0	C
Railroad Ave. (US 15 Connector) - Summerton	Resf	Summerton	75,000	75,000	75,000	0	C
Raccoon Rd (SC 261 to US 301)	Resf & patch	SCDOT	360,000	0	0	360,000	O
Totals			1,316,809	956,809	185,826	360,000	

TOTAL COMMITTED FUNDS

740,162

* C - Project completed

O- Open

By:  Dwight L. Stewart, Jr., Chairman
Clarendon County Transportation Committee

9-2-08
(Date)

Clarendon County C-Program Statement

	July	August	September	October	November	December	January	February	March	April	May	June	Total
Beginning Cash Balance(s):													
State Held	224,405	224,405	224,405	224,405	224,533	224,533	224,533	224,533	224,533	303,209	303,209	193,020	224,405
County Held	978,010	905,084	787,997	851,265	689,881	734,517	736,269	890,024	931,607	955,164	871,933	875,964	978,010
Total	1,202,415	1,129,489	1,012,403	1,075,670	914,415	959,050	960,802	1,114,557	1,156,141	1,258,373	1,175,142	1,068,984	1,202,415
Funds Received:													
Gas Tax	91,360	94,189	95,060	86,011	89,156	86,824	84,695	82,628	81,891	90,246	87,741	91,779	1,061,584
Received from State	0	93,539	186,679	96,234	87,073	0	178,055	85,633	83,729	82,637	91,161	88,938	1,093,777
Refund of SIMP Match	0	0	0	0	0	0	0	0	79,313	0	0	0	79,313
Interest County	3,241	3,823	2,899	2,141	1,657	1,752	1,891	1,929	1,384	770	829	863	23,180
Interest State	1,130	0	1,174	1,190	1,274	801	938	1,101	746	1,015	1,193	638	11,199
Total	95,731	191,550	285,812	185,576	179,160	89,377	265,578	171,292	247,062	174,668	181,033	182,218	2,219,052
Withdrawals:													
Administrative Expenses	0	0	0	0	0	0	0	0	0	0	0	2,000	2,000
Distribution to County	92,490	94,189	96,234	87,073	90,430	87,625	85,633	83,729	82,637	91,261	88,938	92,417	1,072,655
Local Paving Projects	76,167	214,448	126,310	259,759	44,095	0	26,191	45,979	61,556	91,638	88,059	73,878	1,108,079
State Road Projects	0	0	0	0	0	0	0	0	637	75,000	110,189	0	185,826
Total	168,657	308,637	222,544	346,832	134,525	87,625	111,824	129,708	144,830	257,899	287,186	168,295	2,365,560
Ending Balance of Funds	1,129,489	1,012,403	1,075,670	914,415	959,050	960,802	1,114,557	1,156,141	1,258,373	1,175,142	1,068,984	1,082,907	1,082,907
Commitments of Cash Balance													
Local Paving Projects	0	0	0	0	0	0	0	0	0	0	0	0	0
State Road Projects	0	0	0	0	0	0	0	0	0	0	0	0	0
Total Committed Funds	0	0	0	0	0	0	0	0	0	0	0	0	0
Total Uncommitted Funds	1,129,489	1,012,403	1,075,670	914,415	959,050	960,802	1,114,557	1,156,141	1,258,373	1,175,142	1,068,984	1,082,907	1,082,907

COLLETON CTC ANNUAL C FUND REPORT

JULY 1, 2007 - JUNE 30, 2008

INCOME AND EXPENSES

Balance of Funds as of July 1, 2007 \$ 4,530,499

Income:

Funds Received for Period July 1, 2007 through June 30, 2008 \$ 1,732,537

Interest Earned for Period July 1, 2007 through June 30, 2008 \$ 208,477

Total Income \$ 1,941,014

Expenses:

Administrative Expenses \$ 659

Local Paving Project Expenditures \$ 1,105,978

State Road Project Expenditures \$ 496,646

State Road Match Expenditures \$ 806,299

Total Expenditures \$ 2,409,583

Balance of Funds as of June 30, 2008 \$ 4,061,930

FUNDING COMMITMENTS

Local Paving Projects \$ 1,966,374

State Road Projects \$ 439,254

State Road Match Projects \$ 557,288

Total Committed Funds \$ 2,962,916

Total Uncommitted Funds Available for New Projects \$ 1,099,014

Uncommitted Funds as Percent of Total Income = 56.6%

LOCAL PAVING PROJECTS

LOCAL ROUTE	PROJECT DESCRIPTION	WORK TYPE	RESPONSIBLE AGENCY	BUDGET	TOTAL EXPENDITURES	CURRENT FISCAL YEAR EXPENDITURES	REMAINING BUDGET
15.006	Improvements 7 County Roads	Paving	Colleton CTC	\$ 1,065,849	\$ 961,585	\$ 961,585	\$ 104,264
15.006	Improvements 7 County Roads	Constr/Mgmt		\$ 51,524	\$ 51,524	\$ 51,524	\$ -
15.006	Improvements 13 Existing Roads	Engineering	Colleton CTC	\$ 104,022	\$ 3,034	\$ 3,034	\$ 100,988
	USC/Salk-Parking Lot	Construction	Colleton CTC	\$ 34,133	\$ 34,133	\$ 34,133	\$ -
15.006	Improvements 7 County Roads	Paving Estimate	Colleton CTC	\$ 1,611,156			\$ 1,611,156
15.007	Improvements 9 Existing Roads	Eng/Constr Mgmt	Colleton CTC	\$ 205,668	\$ 55,702	\$ 55,702	\$ 149,966
TOTALS				\$ 3,072,352	\$ 1,105,978	\$ 1,105,978	\$ 1,966,374

EXPENDITURES FOR LOCAL PAVING PROJECTS AS PERCENT OF TOTAL INCOME = 57.0%

STATE ROAD PROJECTS

ROAD - ROUTE	PROJECT DESCRIPTION	WORK TYPE	RESPONSIBLE AGENCY	BUDGET	EXPENDITURES	CURRENT FISCAL YEAR EXPENDITURES	REMAINING BUDGET
	Walter P. Lloyd Memorial Interchange	Signage	SCDOT	\$ 400	\$ 400	\$ 400	\$ -
	Annie Mae Kinsey Highway	Signage	SCDOT	\$ 500	\$ 500	\$ 500	\$ -
15.170801	PIN#36204C/P01- 05/07 Sidney's Rd w/SMP08	Resurfacing	SCDOT	\$ 935,000	\$ 495,746	\$ 495,746	\$ 439,254
TOTALS				\$ 935,900	\$ 496,646	\$ 496,646	\$ 439,254

STATE ROAD MATCH PROJECTS

ROAD - ROUTE	PROJECT DESCRIPTION	WORK TYPE	RESPONSIBLE AGENCY	CTC PROGRAM MATCH FUNDS COMMITTED	EXPENDITURES	CURRENT FISCAL YEAR EXPENDITURES	REMAINING BUDGET	CURRENT FISCAL YEAR EXPENDITURES IN EXCESS OF MATCH AMOUNT*
S-15-21	SMP 08 Project, Sidney's Road	Resurfacing	SCDOT	\$ 249,000	\$ 249,000	\$ 249,000	\$ -	\$ -
#27479	HIMP/RISE Project, US15 & SCRT.64 Bypass	Intersect. Improv.	SCDOT	\$1,114,587	\$557,299	\$557,299	\$557,288	\$ -
TOTALS				\$ 1,363,587	\$ 806,299	\$ 806,299	\$ 557,288	\$ -

EXPENDITURES FOR STATE ROAD PROJECTS AND MATCH PROJECTS IN EXCESS OF MATCH AMOUNT AS PERCENT OF TOTAL INCOME = 25.6%

* Note: For match programs only CTC expenditures in excess of match amounts may be applied towards meeting the 25% requirement for expenditure on the state highway system

CTC Chairman: _____

EDGEFIELD CTC ANNUAL C FUND REPORT
JULY 1, 2007 - JUNE 30, 2008

INCOME AND EXPENSES

Balance of Funds as of July 1, 2007		1,456,901.16
Income:		
Funds Received for Period July 1, 2007 through June 30, 2008	943,035.03	
Interest Earned for Period July 1, 2007 through June 30, 2008	67,463.64	
Total Income		1,010,498.67
Expenses:		
Administrative Expenses	213.07	
Local Paving Project Expenditures	411,862.02	
State Road Project Expenditures	234,703.45	
State Road Match Expenditures	0.00	
Total Expenditures		646,778.54
Balance of Funds as of June 30, 2008		1,820,621.29

FUNDING COMMITMENTS

Local Paving Projects	602,244.01	
State Road Projects	10,984.16	
State Road Match Projects	0.00	
Total Committed Funds		613,228.17
Total Uncommitted Funds Available for New Projects		1,207,393.12

Uncommitted Funds as Percent of Total Income = 1.19

LOCAL PAVING PROJECTS

LOCAL ROUTE	PROJECT DESCRIPTION	WORK TYPE	RESPONSIBLE AGENCY	BUDGET	TOTAL EXPENDITURES	CURRENT FISCAL YEAR EXPENDITURES	REMAINING BUDGET
EC51	Cooper Loop	Paving	County	75,000.00	106,438.42	1,256.90	0.00
	Big Oak Dr. Hickory Dr. Redwood Dr. Stock	Cold Patch	County	1,676.75	1,676.75	1,676.75	0.00
EC218	Shortcut Rd	Paving	County	100,000.00	144,406.93	144,406.93	0.00
EC210	Scenic Dr	Paving	County	55,000.00	79,839.64	1,975.00	0.00
EC263	Windy Ridge Rd (w/Country Way EC56)	Paving	County	175,000.00	573.97	293.77	174,426.03
EC223	Smoke Ridge Dr	Paving	County	50,000.00	50,466.90	375.00	0.00
EC55	Country Lane	Paving	County	124,874.20	125,249.20	375.00	0.00
	Sandclay	Maintenance	County	8,000.00	7,936.00	7,936.00	64.00
	Crush & Run	Maintenance	County	75,000.00	66,906.95	66,906.95	8,093.05
	Road Signs	Maintenance	County	5,000.00	2,897.53	2,897.53	2,102.47
	Administrative		County	2,000.00	213.07	213.07	1,786.93
EC136	Long Cane Road	Maintenance	County	59.41	59.41	59.41	0.00
	& County Parking Lots	Maintenance	County	17,592.13	17,592.13	17,592.13	0.00
EC61	Crosscreek Road	Maintenance	County	63.97	63.97	63.97	0.00
	Pipe and Bridge	Maintenance	County	20,000.00	6,624.87	6,624.87	13,375.13
EC2	Abel Drive	Resurface	County	90,000.00	16,029.29	16,029.29	73,970.71
EC194	Rest Master Ln	Paving & grading	County	1,693.73	1,693.73	1,693.73	0.00
	Sweetwater Convenience Center	Paving	County	3,386.37	3,386.37	3,386.37	0.00
	Senior Citizens Parking Lot	Paving	County	139,165.00	139,165.00	139,165.00	0.00
EC8	Ashwood Dr	Resurface	County	60,000.00	7.90	7.90	59,992.10
EC19	Big Oak Dr	Resurface	County	80,000.00	7.90	7.90	79,992.10
EC121	Hickory Dr	Resurface	County	100,000.00	7.90	7.90	99,992.10
EC281	Redwood Dr	Resurface	County	30,000.00	7.90	7.90	29,992.10
EC271	Summerlake Dr	Resurface	County	90,000.00	7.90	7.90	89,992.10
EC248	Turkey Creek Rd	Resurface	County	70,000.00	7.92	7.92	69,992.08

TOTALS

1,373,511.56 771,267.55 412,075.09 602,244.01

EXPENDITURES FOR LOCAL PAVING PROJECTS AS PERCENT OF TOTAL INCOME = 0.41

STATE ROAD PROJECTS

ROAD ROUTE	PROJECT DESCRIPTION	WORK TYPE	RESPONSIBLE AGENCY	BUDGET	EXPENDITURES	CURRENT FISCAL YEAR EXPENDITURES	REMAINING BUDGET
S19-124	Sawyer Avenue	Rework	SCDOT	277,533.10	277,533.10	190,539.03	0.00
	Town Soccer Field	Maintenance	Town	3,444.58	3,444.58	3,444.58	0.00
	Trenton Town Hall	Drainage	Town	11,260.00	11,260.00	11,260.00	0.00
	Johnston Streetscape	Sidewalks	Town	60,100.00	60,100.00	29,444.00	0.00
	Trenton Town Hall	Resurface	Town	4,000.00	7.92	7.92	3,992.08
	Trenton Gymnasium	Resurface	Town	7,000.00	7.92	7.92	6,992.08

TOTALS

363,337.68 352,353.52 234,703.45 10,634.16

STATE ROAD MATCH PROJECTS

ROAD ROUTE	PROJECT DESCRIPTION	WORK TYPE	RESPONSIBLE AGENCY	CTC PROGRAM MATCH FUNDS COMMITTED	EXPENDITURES	CURRENT FISCAL YEAR EXPENDITURES	REMAINING BUDGET	CURRENT FISCAL YEAR EXPENDITURES IN EXCESS OF MATCH AMOUNT
------------	---------------------	-----------	--------------------	-----------------------------------	--------------	----------------------------------	------------------	--

TOTALS

0.00 0.00 0.00 0.00 0.00 *

EXPENDITURES FOR STATE ROAD PROJECTS AND MATCH PROJECTS IN EXCESS OF MATCH AMOUNT AS PERCENT OF TOTAL INCOME = 0.23

* Note: For match programs only CTC expenditures in excess of match amounts may be applied towards meeting the 25% requirement for expenditure on the state highway system

CTC Chairman: _____

Date: _____

GREENVILLE COUNTY ANNUAL "C" FUND REPORT
FOR FISCAL YEAR ENDED JUNE 30, 2008 (CASH BASIS)

REVENUES

Balance available at July 1, 2007	\$ 4,371,953
"C" Funds Received from SCDOT	3,783,925
SCDOT Grants	2,034,106
Interest Earned	191,781
Other Revenue	<u>1,506,060</u>
TOTAL REVENUES	<u>7,515,872</u>
TOTAL AVAILABLE FOR FISCAL YEAR ENDED JUNE 30, 2008	<u><u>\$ 11,887,825</u></u>

EXPENDITURES

Administrative (legal, accounting, supplies and secretarial expense)	\$ 10,881
Memorial Road Signs (at request of delegation)	1,000
Engineering Fee Retainer	162,500
Local Road Projects (off State Highway System) (see attached) * 16% of total expenditures	1,474,419
State Road Projects (on State Highway System) (see attached) * 82% of total expenditures	<u>7,740,665</u>
TOTAL EXPENDITURES	<u>9,389,465</u>
BALANCE AVAILABLE AT JUNE 30, 2008	<u><u>\$ 2,498,360</u></u>

See accompanying accountants' compilation report.

GREENVILLE LEGISLATIVE DELEGATION TRANSPORTATION COMM.
SCHEDULE OF PROJECTS PROGRAMMED AND EXPENDITURES AS OF
JUNE 30, 2008

PROJECT #	PROJECT DESCRIPTION	BUDGET	EXPENDITURES		
			PRIOR YEARS	CURRENT YEAR	TOTAL
240	Harrison Bdge(S23-453)@Neely Ferry(SCDOT Grant \$200000)(Ttl. Cost \$1,425,100)	1,225,100	534,228	1,041,729	1,575,957
258	Old Sptbg Rd(S23-94) Widening (SCDOT Obligation \$1,500,000) (HIMP)	2,900,000	1,054,483	247,799	1,302,282
292	Intersect @ Hwys.101/414 & Pecan Terr./W.H.Rd Ext.(SCDOT Grant \$1.8M)	2,389,148	3,227,536	715,424	3,942,960
304	Garlington(S23-564)/Henderson@Rocky Cr(Ttl.Cost \$2.865Mil; SCDOT Grant \$1Mil	1,864,754	1,871,279	450	1,871,729
333	S. Fairfield Rd.(S23-329) Sidewalks & Drainage Improvements	869,554	32,756	809,160	841,916
335	Hwy. 14 Shoulder/Bicycle Path	24,277	-	-	-
336	Emergency Signal @ Hudson(S23-347)/Old Sptg/Boiling Springs F.D.	7,500	-	6,450	6,450
346	SCDOT Resurfacing Match Program(1:1 Match of \$366,000)(S23-208,209,671,1967)	366,000	745,261	-	745,261
361	SCDOT 2007 Resurfacing 1:1 Match Program(S23-657,902,457,199,556,566,459,625,625,181,98,586,752&SF23-1127)	1,830,000	368,000	2,566,296	2,934,296
362	Brown Rd(S23-657) Near Vulcan Materials	400,000	-	148,454	148,454
364	Signal @ Scuffletown/Adams Mill Rds.(S23-145,142)	60,000	60,000	-	60,000
365	Signal @ Hwy.101/N. McElhaney Rd.	25,000	25,000	-	25,000
366	Fountain Inn Main St.(SC Rt.14) ADA Improvements (Fed. Grant \$81,074)	166,573	23,566	243,876	267,442
367	SCHOOL DIST/Signal @ Mauldin High School(S23-107)	186,844	-	119,075	119,075
368	Simpsonville Signals @ College/Main(S23-14)/Curtis/Hedge Streets	75,000	-	75,000	75,000
370	SC 14/Taylors,Ansel School & CCC Rds. Intersection	1,152,000	-	80,926	80,926
371	SC 418/Fairview Intersection	1,438,000	-	95,867	95,867
373	SCHOOL DIST/Scuffletown(S23-545)/Jonesville(S23-191)Intersect.@ Rudolph Gordon Elem	750,000	89,295	810,864	900,159
374	Riverview Dr/Hwy 123 Intersection	406,903	-	16,954	16,954
375	Weston St.(S23-208)/Ft. Inn Drainage Improvement	48,000	-	2,000	2,000
376	Taylors Fire Dept. Emergency Signal @ Brushy Creek(S23-166)/St. Marks Rds.	15,000	-	15,000	15,000
379	Piedmont Public Service Dist./SCDOT Sidewalk Grant(\$240,000 Ttl. Cost)	40,000	-	-	-
SDGC 287(S23-50,272),288,305,344(S23-50) (Net of IR Reimb.Rec'd of \$2,834,738)		8,335,300	-	745,341	745,341
		<u>\$ 24,574,953</u>	<u>\$ 8,031,404</u>	<u>\$ 7,740,665</u>	<u>\$ 15,772,069</u>

GREENVILLE LEGISLATIVE DELEGATION TRANSPORTATION COMM.
SCHEDULE OF PROJECTS PROGRAMMED AND EXPENDITURES AS OF
JUNE 30, 2008

PROJECT #	PROJECT DESCRIPTION	BUDGET	EXPENDITURES		
			PRIOR YEARS	CURRENT YEAR	TOTAL
297	Scottswood Dr. Sidewalks **#297,303,347 WERE BID JOINTLY**		-	-	-
303	Lydia St. Sidewalks/Curb/Gutter @ Library	735,898	608,384	48,873	657,257
347	Lost Swamp Rd @ Michelin(Total Cost \$320000;Michelin's Share=\$160000)		-	-	-
349	Mauldin Central City	200,000	-	200,000	200,000
358	Municipal Resurface Match Program	800,000	921,981	434,860	1,356,841
372	Municipal Resurface Match Program	883,000	-	752,136	752,136
377	City of Simp./Davenport Rd(\$900,000 Total Cost)	600,000	-	37,500	37,500
381	"Safe Routes to School" Grant for Augusta Circle Elem.(\$200,000 Ttl Cost)	40,000	-	-	-
	Final Small Payments on Projects 248/296/259		-	1,050	1,050
		<u>\$ 3,258,898</u>	<u>\$ 1,530,365</u>	<u>\$ 1,474,419</u>	<u>\$ 3,004,784</u>

F:\Clients BGC\ENTITY\CLIENTS\90019\GLDTCJUNE08.xls)Sheet1 (3)

GREENWOOD COUNTY - ANNUAL C FUND REPORT

JULY 1, 2007 - JUNE 30, 2008

INCOME AND EXPENSES

Balance of Funds as of June 30, 2007

Income: ----- \$2,171,211.46

Funds Received for Period: July 1, 2007 through June 30, 2008 (Gasoline Tax)	\$1,077,020.46	
Funds Received for Period: July 1, 2007 through June 30, 2008 SCDOT Refund or Other)	\$0.00	
Interest Earned for Period: July 1, 2007 through June 30, 2008 (SCDOT)	\$29,894.99	
Interest Earned for Period: July 1, 2007 through June 30, 2008 (Gwd County)	\$60,223.62	
Total Income.....		Plus \$1,167,139.07

Expenses:

Administrative Expenses (Advertise meetings)	\$99.66	
Per Diem Expenses (Payments for meetings attended)	\$3,525.00	
Local Paving Project Expenditures	\$1,147,401.22	
State Road Project Expenditures	\$334,418.21	
Total Expenditures.....		Less \$1,485,444.09

Balance of Funds as of June 30, 2008 ----- \$1,852,906.44

FUNDING COMMITMENTS

Advertising Account (to publish meeting notices)	\$33.22	
Local Paving Projects	\$707,804.40	
State Road Projects	\$930,194.11	
Total Committed Funds.....		Less \$1,637,031.73

Total Uncommitted Funds Available for New Projects ----- \$215,874.71

STATE ROAD PROJECTS

ITEM #	PROJECT #	LOCAL ROUTE	PROJECT DESCRIPTION	WORK TYPE	RESPONSIBLE AGENCY	BUDGET	AMENDMENTS TO BUDGET	AMENDED BUDGET	TOTAL EXPENDITURES	FY 2007/2008 EXPENDITURES	REMAINING BUDGET
1	2001005	S-431	Whitin Ave./Duke St./Sherard St	Resurface	County of Gwd	\$27,900.00		\$27,900.00	\$0.00	\$0.00	\$27,900.00
2	2002009	S-723	Duke St./Sherard St.	Resurface	County of Gwd.	\$34,200.00		\$34,200.00	\$0.00	\$0.00	\$34,200.00
3	21964	S-249	S Cambridge St.	Sidewalk Cons't.	Ninety Six	\$59,500.00	-\$32,822.50	\$26,677.50	\$26,677.50	\$0.00	\$0.00
4	2006003	S-262	06-07 Annual Request - City of Gwd. - Tarrant Street	Resurface	City of Gwd.	\$23,645.00			\$13,656.00	\$13,656.00	\$9,989.00
5	2006004	Misc.	06-07 Annual Request - Town of Ninety Six	Resurface	Ninety Six	\$98,900.00	\$28,935.10	\$69,964.90	\$69,964.40	\$5,991.25	\$0.00
6	2006005	Misc.	06-07 Annual Request - SCDOT	Resurface	SCDOT	\$309,584.00	\$28,029.18	\$337,613.18	\$252,122.12	\$63,032.78	\$85,491.06
7	2007003	Misc.	SCDOT W B Ezelle Highway	Road Name	SCDOT	\$500.00					\$500.00
8	2007003	Misc.	07-08 Annual Request - SCDOT	Resurface	SCDOT	\$293,145.83					\$293,145.83
9	2007005	Misc.	07-08 Annual Request - Town of Ninety Six	Resurface	Ninety Six	\$124,200.00			\$82,473.70	\$82,473.70	\$41,726.30
10	2007006	Misc.	07-08 Annual Request - Town of Ware Shoals	Resurface	Ware Shoals	\$26,000.00			\$20,164.40	\$20,164.40	\$5,835.60
11	2008004	Misc.	08-09 Annual Request - Town of Ninety Six	Resurface	Ninety Six	\$25,000.00					\$25,000.00
12	2008007	Misc.	08-09 Annual Request - City of Gwd.	Resurface	City of Gwd.	\$50,880.00					\$50,880.00
13	2008008	Misc.	08-09 Annual Request - Town of Ware Shoals	Resurface	Ware Shoals	\$26,164.40					\$26,164.40
14	2008009	Misc.	08-09 Annual Request - SCDOT	Resurface	SCDOT	\$304,000.00					\$304,000.00
TOTALS:						\$1,403,619.23	\$24,141.78	\$496,355.58	\$465,058.12	\$185,318.13	\$904,832.19

STATE MATCH PROGRAM

1	2007001	Misc.	SMP08		SCDOT	\$162,000.00	\$12,462.00	\$172,462.00	\$149,100.08	\$149,100.08	\$25,361.92
---	---------	-------	-------	--	-------	--------------	-------------	--------------	--------------	--------------	-------------

NOTE: SCDOT PROJECTS ANNUAL REQUESTS FOR 2007-2008 & 2008-2009 HAVE NOT BEEN BID OUT YET; COMMITTED FUNDS TOTAL - \$597,145.83

LOCAL PAVING PROJECTS

ITEM #	PROJECT #	LOCAL ROUTE	PROJECT DESCRIPTION	WORK TYPE	RESPONSIBLE AGENCY	BUDGET	AMENDMENTS TO BUDGET	AMENDED BUDGET	TOTAL EXPENDITURES	FY 2007/2008 EXPENDITURES	REMAINING BUDGET
1	2003006		Nonwood Ave. (portion maintained by Ninety Six)	Sidewalk Improve.	Ninety Six	\$31,000.00	\$4,613.50	\$35,613.50	\$35,613.50	\$0.00	\$0.00
2	2004006		04-05 Annual Request - N. Riegel: Sidewalk Const./ " " Circle/E. Honea Path/Walnut/Cedar/S. Riegel	Sidewalk Improve. Resurface	Ware Shoals	\$42,500.00	\$23,907.49	\$66,407.49	\$66,407.49	\$0.00	\$0.00
3	2006002		06-07 Annual Request - Misc. City Roads	Resurface	City of Gwd.	\$176,355.00			\$176,355.00	\$176,355.00	\$0.00
4	2006006		06-07 Annual Request - Misc. County Roads	Resurface	County of Gwd.	\$475,000.00	-\$1,814.92	\$473,185.08	\$473,185.08	\$473,185.08	\$0.00
5	2007007		07-08 Annual Request - Ware Shoals - Local Rds	Resurface	Ware Shoals	\$13,000.00			\$10,915.60	\$10,915.60	\$2,084.40
6	2007008		07-08 Annual Request - Misc. County Roads	Resurface	County of Gwd.	\$492,541.78	-\$5,596.24	\$486,945.54	\$486,945.50	\$486,945.50	\$0.00
6	2008001		Town of Hodges - Streetscape	Sidewalk Improve. Resurface	Town of Hodges	\$40,000.00					\$40,000.00
7	2008003		08-09 Annual Request - Town of Ninety Six - Local	Resurface	Ninety Six	\$45,000.00					\$45,000.00
8	2008005		08-09 Annual Request - Misc. County Roads	Resurface	County of Gwd.	\$500,000.00					\$500,000.00
9	2008006		08-09 Annual Request - Misc. City Roads	Resurface	City of Gwd.	\$120,720.00					\$120,720.00
TOTALS:						\$1,896,116.78	\$21,109.83	\$1,062,151.61	\$1,249,422.21	\$1,147,401.22	\$707,804.40

C-FUND BALANCE UPDATE
GREENWOOD COUNTY TRANSPORTATION COMMITTEE
JUNE 30, 2008
FY 2007-2008

BROUGHT FORWARD ON 7/1/07 \$ 12,362,491.53

(This amount is derived from the gasoline tax, interest, and the reimbursements from the SCDOT for mise, completed projects, from June 1998 when the committee voted to administer their own funds)

ADJUSTED INTEREST FROM FY 2006-2007 (Acc't. #426-200-000-026-000) Plus \$

C-FUND GASOLINE TAX (Acc't. #426-100-000-026-000) Plus \$

POSTING DATE

June 2007	-	\$ 94,219.04	07/30/07	\$	
July	-	\$ 93,116.47	09/06/07		
Aug.	-	\$ 94,287.47	09/21/07		
Sept.	-	\$ 96,271.01	10/30/07		
Oct.	-	\$ 87,106.99	11/15/07		
Nov.	-	\$ 91,442.05	12/28/07		
Dec.	-	\$ 87,930.53	01/17/08		
Jan. 2008	-	\$ 85,774.18	02/22/08		
Feb.	-	\$ 83,680.87	03/25/08		
Mar.	-	\$ 82,934.27	04/17/08		
April	-	\$ 91,395.36	05/20/08		
May	-	\$ 38,862.22	06/18/08		1,977,029.46

C-FUND INTEREST (Acc't. 426-200-000-026-000)

Period 7/01/07 - 06/30/08:

Plus \$ 60,223.62

SCDOT INTEREST (Acc't. #426-300-000-026-000)

(Rec'd. from C-funds that are committed & paid to SCDOT, but unused to date)

June 2007	-	\$ 2,055.93	07/30/07	Plus	\$
July	-	\$ 2,329.77	09/06/07		
Aug.	-	\$ 2,991.63	09/21/07		
Sept.	-	\$ 3,560.43	10/30/07		
Oct.	-	\$ 3,220.10	11/15/07		
Nov.	-	\$ 3,495.39	12/28/07		
Dec.	-	\$ 1,763.99	01/17/08		
Jan. 2008	-	\$ 1,862.98	02/22/08		
Feb.	-	\$ 2,552.08	03/25/08		
Mar.	-	\$ 1,852.56	04/17/08		
Apr.	-	\$ 1,867.79	05/20/08		
May	-	\$ 2,341.83	06/18/08		20,994.59
	-	(\$ 0.00) Stat. title audit cost			

SCDOT INTEREST ADJUSTED FROM FY 2006-2007 Plus \$

OTHER FUNDS RECEIVED Plus \$

COMMITMENTS TO DATE Less \$13,314,756.89

TOTAL UNCOMMITTED FUNDS \$ 214,923.71

LANCASTER COUNTY ANNUAL C FUND REPORT
JULY 2007 - JUNE 2008

REPORT DATE

10/2/2008

INCOME AND EXPENSES

Balance of Funds as of July 1, 2007 \$ 1,204,102.00

Income:

Funds Received for Period July 1, 2007 through June 30, 2008	\$ 1,276,293.00
Interest Earned for Period July 1, 2007 through June 30, 2008	\$ 30,266.00
Other-Funds Received from County for Period July 1, 2007 through June 30, 2008	\$ -
Total Income	\$ 1,306,559.00

Expenses:

Administrative Expenses	\$ -
Per Diem Expenses	\$ -
County Personnel preparing Roads to be Paved	\$ -
Engineering Costs	\$ -
Materials (Stone, Asphalt, Pipe, etc.)	\$ 79,402.00
Use of County Equipment	\$ 36,703.00
Local Paving Project Expenditures	\$ 482,322.00
State Road Project Expenditures	\$ 572,255.00
Total Expenditures	\$ 1,170,682.00

Balance of Funds as of June 30, 2008 \$ 1,339,979.00

FUNDING COMMITMENTS

Local Paving Projects	\$ -
State Road Projects	\$ -
Total Committed Funds	\$ -

Total Uncommitted Funds Available for New Projects \$ 1,339,979.00

Uncommitted Funds as Percent of Total Income = 102.6%

LANCASTER COUNTY ANNUAL C FUND REPORT

JULY 2007 - JUNE 2008

REPORT DATE

10/2/2008

LOCAL PAVING PROJECTS

LOCAL ROUTE	PROJECT DESCRIPTION	WORK TYPE	RESPONSIBLE AGENCY	BUDGET	EXPENDITURES	REMAINING BUDGET
C-76.1	McFalls Road	Patch & Resurface	County	\$ 41,500.00	\$ 64,856.00	\$ (23,356)
C-56	Six Mile Creek Rd	Patch	County	\$ 18,300.00	\$ 18,300.00	\$ -
C-551.1	Barnes Rd	Resurface	County	\$ 10,300.00	\$ 17,026.00	\$ (6,726)
C-1094	Waddell Stinson Rd.	Resurface	County	\$ 63,900.00	\$ 122,654.00	\$ (58,754)
C-501.1	Sardis Rd	Patch & Resurface	County	\$ 88,900.00	\$ 93,727.00	\$ (4,827)
C-1252	Oxford Circle	Resurface	County	\$ 25,600.00	\$ 33,758.00	\$ (8,158)
C-926	Robert Allen Rd.	Resurface	County	\$ 47,400.00	\$ 48,001.00	\$ (601)
C-410	Knot Ln.	Patching	County	\$ 22,500.00	\$ 22,500.00	\$ -
C-2014	Whistle Lane	Resurface	County	\$ 61,500.00	\$ 61,500.00	\$ -
TOTALS				\$ 379,900.00	\$ 482,322.00	\$ (102,422)

EXPENDITURES FOR LOCAL PAVING PROJECTS AS PERCENT OF TOTAL INCOME = 36.92%

STATE ROAD PROJECTS

ROAD - ROUTE	PROJECT DESCRIPTION	WORK TYPE	RESPONSIBLE AGENCY	BUDGET	EXPENDITURES	REMAINING BUDGET
	25% Match	Various	State	\$ 307,050.00	\$ 307,050.00	\$ -
TOTALS				\$ 307,050.00	\$ 307,050.00	\$ -

EXPENDITURES FOR STATE ROAD PROJECTS AS PERCENT OF TOTAL INCOME = 23.50%

ROAD - ROUTE	PROJECT DESCRIPTION	WORK TYPE	RESPONSIBLE AGENCY	BUDGET	EXPENDITURES	REMAINING BUDGET
	2006 State Match Program		State	\$ 27,080.00	\$ 27,080.00	\$ -
	2008 State Match Program		State	\$ 238,125.00	\$ 238,125.00	\$ -
TOTALS				\$ 265,205.00	\$ 265,205.00	\$ -

LAURENS COUNTY ANNUAL C-FUND REPORT
JULY 1, 2007 to JUNE 30, 2008

Page 1

INCOME AND EXPENSES

Balance of Funds as of July 1, 2007 -----\$ 875,768.31

Income:

Funds Received for July 1, 2007 to June 30, 2008	\$1,638,068.55
Interest Received for July 1, 2007 to June 30, 2008	\$ 24,513.58
<u>Total Income</u> -----	<u>\$1,662,582.13</u>

Expense:

Administrative Expense (CTC)	\$ 2,000.00
Trust Department Fees	\$ 2,013.49
Per Diem Expense (CTC)	\$ 6,825.00
Local Paving Project Expenditures	\$ 755,659.72
State Road Project Expenditures:	
a. State Projects (CTC) (Non-SMP)	\$ 369,319.86
b. State Match Projects (CTC) (SMP)	\$ 437,007.61
c. Memorial Signs	\$ 1,500.00
<u>Total Expenditure</u> -----	<u>\$1,574,325.68</u>

Balance of Funds as of June 30, 2008-----\$ 964,024.76

Funding Commitments:

Local Paving Projects	\$ 662,069.51
State Road Projects	\$ 0.00
State Road Match Projects	\$ 0.00
<u>Total Committed Funds</u>	<u>\$ 662,069.51</u>

Total Uncommitted Funds Available for New Projects-----\$ 301,955.25

Uncommitted Funds as Percent of Total Income= 18.2%

Note: Inspections and Contract Management Fees are based on 5% of the contract price.

Laurens County Annual C-Fund Report
7-1-07—6-30-08

Local Paving Projects

Page 2

LCTC Proj #	Road Name/No. &Proj. Description	Work Type	Responsible Agency	Budget	Total Expenditures	Current Fiscal Year Expend.	Remaining Budget
19	Kingwood Estates	Resurface	County	\$ 17,750.00	\$ 17,750.00	\$ 17,750.00	\$ 0.00
"	McCauley Rd	"	"	17,750.00	17,750.00	17,750.00	0.00
"	McKittrick Bridge Rd	"	"	31,500.00	31,500.00	31,500.00	0.00
"	Lollis Rd	"	"	12,750.00	12,750.00	12,750.00	0.00
"	Hood Creek Rd	"	"	100,850.00	100,850.00	100,850.00	0.00
"	Henley Circle	"	"	13,800.00	13,800.00	13,800.00	0.00
"	Wayhill Way	"	"	10,750.00	10,750.00	10,750.00	0.00
"	Poole Rd	"	"	65,750.00	65,750.00	65,750.00	0.00
"	Duncan Creek Ch Rd	"	"	132,500.00	132,500.00	132,500.00	0.00
"	Bramlett Rd	"	"	81,057.00	81,057.00	81,057.00	0.00
"	Bookroom Rd	"	"	20,404.00	20,404.00	20,404.00	0.00
"	Ballenger Rd	Grading/Drainage/Stone Base/Paving/Seeding	"	263,700.00	263,700.00	183,004.30	0.00
"	Ballenger Rd	RC Pipe	"	21,720.00	21,720.00	14,000.00	0.00
"	Ballenger Rd	Duke Utility Relocation	"	16,624.13	15,650.90	15,650.90	973.23
"	TSI Construction Management	And Inspection	"	39,514.06	39,514.06	35,093.27	0.00

Laurens County Annual C-Fund Report
7-1-07 to 6-30-08

Local Paving Projects

Page 3

LCTC Proj #	Road Name/No. & Proj. Description	Work Type	Responsible Agency	Budget	Total Expenditures	Current Fiscal Year Expenditures	Remaining Budget
21	LC Drive (H2L)	SWPPP Design And Submittal	County	3,050.25	3,050.25	3,050.25	0.00
"	Fuller Rd	Resurface	"	117,300.00	0.00	0.00	117,300.00
"	Clinton Manor	"	"	12,495.00	0.00	0.00	12,495.00
"	Hayworth Ave	"	"	7,973.00	0.00	0.00	7,973.00
"	Fifth Ave Ext.	"	"	8,449.00	0.00	0.00	8,449.00
"	Mansdale Dr	"	"	9,877.00	0.00	0.00	9,877.00
"	Wisteria Ave	"	"	7,794.50	0.00	0.00	7,794.50
"	Locomotive St	"	"	6,320.00	0.00	0.00	6,320.00
"	W. Miller St	"	"	6,478.00	0.00	0.00	6,478.00
"	Robbins Rd	"	"	6,241.00	0.00	0.00	6,241.00
"	Nolichuchy Rd	"	"	13,685.00	0.00	0.00	13,685.00
"	Violet Dr (A)	"	"	4,582.00	0.00	0.00	4,582.00
"	Violet Dr (B)	"	"	2,291.00	0.00	0.00	2,291.00
"	Skillet Rd (A)	"	"	20,067.50	0.00	0.00	20,067.50
"	Skillet Rd (B)	"	"	34,097.50	0.00	0.00	34,097.50
"	Sirrene St (A)	"	"	7,762.50	0.00	0.00	7,762.50

Local Paving Projects

Laurens County Annual C-Fund Report
7/01/07—6/30/08

Page 4

LCTC Proj #	Road Name/No. & Proj. Description	Work Type	Responsible Agency	Budget	Total Expenditures	Current Fiscal Year Expenditures	Remaining Budget
“	Sirrene St (B)	Resurface	County	17,020.00	0.00	0.00	17,020.00
“	Hudson St	“	“	16,042.50	0.00	0.00	16,042.50
“	Little Brook Dr	“	“	8,806.00	0.00	0.00	8,806.00
“	McCoy Rd	“	“	91,367.50	0.00	0.00	91,367.50
“	Gibbs Terraace	“	“	22,482.50	0.00	0.00	22,482.50
“	Smithville Rd	“	“	20,992.00	0.00	0.00	20,992.00
“	E. Miller St	“	“	6,636.00	0.00	0.00	6,636.00
“	LC Drive	Grading, Drainage, Stone Base,&Paving	“	167,600.00	0.00	0.00	167,600.00
“	LC Drive	RC Pipe	“	13,256.00	0.00	0.00	13,256.00
“	TSI Construction Management	And Inspection	“	31,480.78	0.00	0.00	31,480.78
				=====	=====	=====	=====
	Local Paving	Projects	TOTALS	\$1,510,565.72	\$ 848,496.21	\$ 755,659.72	\$ 662,069.51
	Expenditures for	Local paving projects	As percent of	Total income =	45.5%		

Laurens County Annual C-Fund Report
7/1/07--6/30/08

State Road Projects (Non SMP)

Page 5

LCTC Proj #	Road Name & No Proj. Description	Work Type	Responsible Agency	Budget	Total Expenditure	Current Fiscal Year Expenditures	Remaining Budget
20	Stomp Springs Cr, S-278	Resurface	County	26,092.00	26,092.00	26,092.00	0.00
"	Wilson Dr, S-719	"	"	44,396.00	44,396.00	44,396.00	0.00
"	Shenandoah Dr., S-294	"	"	17,460.00	17,460.00	17,460.00	0.00
"	Suber Rd, S-476	"	"	11,460.00	11,460.00	11,460.00	0.00
"	Furman St, S-241	"	"	13,144.00	13,144.00	13,144.00	0.00
"	Erskine St, S-242	"	"	10,680.00	10,680.00	10,680.00	0.00
"	Cummings St, S-239	"	"	29,784.00	29,784.00	29,784.00	0.00
"	Gray St, S-503	"	"	6,100.00	6,100.00	6,100.00	0.00
"	Hope Rd, S-866	"	"	11,060.00	11,060.00	11,060.00	0.00
"	Red Tip Lane, S-507	"	"	9,500.00	9,500.00	9,500.00	0.00
"	N. Lake Rd, S-508	"	"	19,000.00	19,000.00	19,000.00	0.00
"	E. Lake Rd, S-509	"	"	11,100.00	11,100.00	11,100.00	0.00
"	Sugar Creek Rd, S-905	"	"	17,980.00	17,980.00	17,980.00	0.00

Laurens County Annual C-Fund Report

State Road Projects (Non SMP)

7/1/07—6/30/08

Page 6

LCTC Proj #	Road Name & No. & Project Description	Work Type	Responsible Agency	Budget	Total Expenditures	Current Fiscal Year Expenditures	Remaining Budget
20	Sesame St, S-511	"	"	8,600.00	8,600.00	8,600.00	0.00
"	Burns St, S-510	"	"	14,850.00	14,850.00	14,850.00	0.00
"	Cressy Bridge Rd, S-512	"	"	18,500.00	18,500.00	18,500.00	0.00
"	Shore Loop Rd, S-513	"	"	22,000.00	22,000.00	22,000.00	0.00
"	Rabon Shores, S-528	"	"	8,100.00	8,100.00	8,100.00	0.00
"	Power Rd, S-485	"	"	8,460.00	8,460.00	8,460.00	0.00
"	Ivey Bluff Rd, S-484	"	"	9,360.00	9,360.00	9,360.00	0.00
"	Strickland Ave, S-585	"	"	21,919.00	21,919.00	21,919.00	0.00
"	Strickland Ave, S-585	Misc*	"	3,229.20	3,229.20	3,229.20	0.00
"	Morrison Ave, S-585	Resurface	"	8,340.00	8,340.00	8,340.00	0.00
"	Morrison Ave, S-585	Misc*	"	619.00	619.00	619.00	0.00
"	TSI Construction	Management	& Inspection	17,586.66	17,586.66	17,586.66	0.00
				=====	=====	=====	=====
	State Road Projects (Non-SMP)		TOTALS	\$ 369,319.86	\$ 369,319.86	\$ 369,319.86	0.00

Laurens County Annual C-Fund Report
7/1/07—6/30/08

State Road Match Projects (SMP)

Page 7

LCTC Proj #	Road Name & Number & Project Description	Work Type	Responsible Agency	Budget	Total Expenditures	Current Fiscal Year Expenditures	Remaining Budget
20	Ellis St, S-137	Resurface	County	\$ 11,220.00	\$ 11,220.00	\$ 11,220.00	0.00
"	Ellis St, S-137	Misc *	"	24,667.28	24,667.28	24,667.28	0.00
"	Browning Ave, S-158	Resurface	"	35,300.00	35,300.00	35,300.00	0.00
"	Browning Ave, S-158	Misc*	"	1,878.50	1,878.50	1,878.50	0.00
"	Eichelberger Rd, S-101	Resurface	"	108,000.00	108,000.00	108,000.00	0.00
"	Eichelberger Rd, S-101	Binder	"	60,648.50	60,648.50	60,648.50	0.00
"	Eickelberger Rd, S-101	Misc*	"	29,176.72	29,176.72	29,176.72	0.00
"	Scuffletown Rd, S-705	Resurface	"	45,100.00	45,100.00	45,100.00	0.00
"	Scuffletown Rd, S-705	Binder	"	24,310.00	24,310.00	24,310.00	0.00
"	Scuffletown Rd, S-705	Misc*	"	9,335.15	9,335.15	9,335.15	0.00
"	Stillwater Rd, S-527	Resurface	"	54,000.00	54,000.00	54,000.00	0.00
"	Stillwater Rd, S-527	Misc*	"	9,681.57	9,681.57	9,681.57	0.00
"	All Roads Above	Permanent Signs	"	2,880.00	2,880.00	2,880.00	0.00
"	TSI Construction	Management	& Inspection	20,809.89	20,809.89	20,809.89	0.00
				=====	=====	=====	=====

Laurens County Annual C-Fund Report

State Road Match Projects (SMP)

7/1/07—6/30/08

Page 8

LCTC Proj #	Road Name/Number & Proj Description	Work Type	Responsible Agency	Budget	Total Expenditures	Current Fiscal Year Expenditures	Remaining Budget
	State Road Match Projects(SMP)		TOTALS	\$ 437,007.61	\$ 437,007.61	\$ 437,007.61	0.00
	CTC Program Match Funds Committed					<u>\$ - 415,259.20</u>	
	Current Fiscal Year Expenditures in excess of Match Amount					\$ 21,748.41	
	Expenditures for State Road Projects & Match Projects in Excess of Match amount as Percent of total income	= = = =	= = = = =	= = = = =	= = = = =	23.6%	
	*Misc. items include permanent construction signs, 4" yellow & white striping, 4x4 permanent raised markers, borrow excavation, permanent vegetation, & full depth patching. All items may not apply to each road.						

LEXINGTON COUNTY ANNUAL C FUND REPORT

JULY 2007-JUNE 2008

REPORT DATE: NOVEMBER 12, 2008

INCOME AND EXPENSES

Balance of Funds as of July 1, 2007 _____ \$ 5,696,076.00

Income:

Funds Received for Period July 1, 2007 through June 30, 2008	\$ 4,035,794.00	
Interest Earned for Period July 1, 2007 through June 30, 2008	\$ 227,561.00	
Total Income		\$ 4,263,355.00

Expenses:

Administrative Expenses	\$ -	
Local Paving Project Expenditures	\$ 3,511,110.00	
State Road Project Expenditures	\$ 2,174,848.00	
State Road Match Expenditures	\$ 374,958.00	
Total Expenditures		\$ 6,060,916.00
Balance of Funds as of June 30, 2008		\$ 3,898,515.00

FUNDING COMMITMENTS

Local Paving Projects	\$ 1,412,083.00	
State Road Projects	\$ 628,044.00	
State Road Match Projects	\$ -	
Total Committed Funds		\$ 2,040,127.00
Total Uncommitted Funds Available for New Projects		\$ 1,858,388.00
Uncommitted Funds as Percent of Total Income =	44%	

LEXINGTON COUNTY ANNUAL C FUND REPORT

JULY 2007-JUNE 2008
REPORT DATE NOVEMBER 12, 2008

LOCAL PAVING PROJECTS

LOCAL ROUTE	PROJECT DESCRIPTION	WORK TYPE	RESPONSIBLE AGENCY	TOTAL BUDGET	TOTAL EXPENDITURES	CURRENT FISCAL YEAR EXPENDITURES	REMAINING BUDGET
Road Resurfacing	Road Resurfacing	Resurfacing	County	\$ 1,310,668	\$ 1,155,171	\$ 1,155,171	\$ 155,497
Gilbert Elementary School	Turn Lane for Gilbert Elementary School	Turn Lane	School Dist	\$ 25,000	\$ -	\$ -	\$ 25,000
Dogwood Road, 1&2	From Pine Street to existing pavement	Paving	County	\$ 89,747	\$ 69,441	\$ -	\$ 20,306
John Kinard Court and Circle	From Long Pine Road to dead end	Paving	County	\$ 100,506	\$ 89,529	\$ 66,912	\$ 10,977
Elbert Taylor Road,#1	From Calks Ferry Road to James Dunbar Road	Paving	County	\$ 978,619	\$ 908,592	\$ 444,708	\$ 70,027
Roscoe Road	From Longs Pond Road to 1.3 miles	Paving	County	\$ 1,089,890	\$ 994,443	\$ 27,491	\$ 95,447
Jim Rucker Road	From Highway 6 to Calvary Church Road	Paving	County	\$ 211,918	\$ 117,800	\$ -	\$ 94,118
Tanya Lane	From Bradley Drive to dead end	Paving	County	\$ 21,700	\$ 5,950	\$ -	\$ 15,750
Sandy Ridge Road	From Woodberry Road to dead end	Paving	County	\$ 150,889	\$ 139,931	\$ 130,931	\$ 10,958
Payne Lane	From Hallmark Drive to end County Maintenance	Paving	County	\$ 29,700	\$ 18,500	\$ -	\$ 11,200
Truex Road	From Highway 178 to 2.61 miles	Paving	County	\$ 2,244,845	\$ 1,599,703	\$ 1,457,043	\$ 645,142
Dunn Lane	From Mac Circle to dead end	Paving	County	\$ 35,880	\$ 26,300	\$ -	\$ 9,580
Backman Drive	From Memorial Drive to Congaree Drive	Paving	County	\$ 35,000	\$ 17,320	\$ -	\$ 17,680
Jayne Lane	From Pine Street to dead end	Paving	County	\$ 34,000	\$ 18,725	\$ -	\$ 15,275
Pleasant Court	From Kittie Drive to dead end	Paving	County	\$ 35,000	\$ 22,057	\$ 4,632	\$ 12,943
Martin Neese Road	From Hwy 6 to I.W. Hutto Road	Paving	County	\$ 22,500	\$ 10,860	\$ -	\$ 11,640
Shannon Street	From Sprahler Road to dead end	Paving	County	\$ 34,000	\$ 7,040	\$ -	\$ 26,960
Town of Pelion	Enhn Match 03 Pedestrian Plaza on old RR ROW	Pedestrian Plaza	Pelion	\$ 28,449	\$ 28,449	\$ 1,034	\$ -
Harvey Berry Road	From Old Charleston to Watertank Road	Paving	County	\$ 155,035	\$ 33,067	\$ 33,067	\$ 121,968
Vera Road	From Industrial Blvd to 90 degree turn	Paving	County	\$ 25,000	\$ 19,889	\$ 19,889	\$ 5,111
Taylor Road	Taylor Road Railroad Crossing Improvements- Cayce	Crossing Improvement	Cayce	\$ 121,457	\$ 121,457	\$ 121,457	\$ -
Gilbert-Church Street Stabilization	Stabilization of Church Street	Road Project	Gilbert	\$ 10,000	\$ -	\$ -	\$ 10,000
Holmes Street- West Columbia	Storm drainage improvements to Holmes Street	Storm drainage improv	West Columbia	\$ 23,410	\$ -	\$ -	\$ 23,410
McMillan Circle	Storm Drainage improvements	Storm drainage improv	County	\$ 12,269	\$ 10,433	\$ 10,433	\$ 1,836
Railroad Depot Building Grant	Relocation/Rehabilitation of original Train Depot Bldg	Enhancement	Gilbert	\$ 39,600	\$ 38,342	\$ 38,342	\$ 1,258
TOTALS				\$ 6,865,082	\$ 5,452,999	\$ 3,511,110	\$ 1,412,083

EXPENDITURES FOR LOCAL PAVING PROJECTS AS PERCENTAGE OF TOTAL INCOME =

82%

LEXINGTON COUNTY ANNUAL C FUND REPORT

JULY 2007-JUNE 2008
REPORT DATE: NOVEMBER 12, 2008

STATE ROAD PROJECTS

LOCAL ROUTE	PROJECT DESCRIPTION	WORK TYPE	RESPONSIBLE AGENCY	TOTAL BUDGET	TOTAL EXPENDITURES	CURRENT FISCAL YEAR EXPENDITURES	REMAINING BUDGET
Victor Road (S-1935)	From SC 6 to Sharpes Hill Road	Paving	SCDOT	\$ 862,663	\$ 862,663	\$ 83,213	\$ -
Pine Plain Road (1793)	From Frontage Road to exist. Pymt. (S1930)	Paving	SCDOT	\$ 4,459,544	\$ 4,114,900	\$ 1,780,581	\$ 344,644
Pelion Road (S-247)	From SC 6 to Clay Hill & from exist pave to 1.0 miles	Paving	SCDOT	\$ 162,828	\$ 156,380	\$ -	\$ 6,448
I.W. Hutto Road (S32-248)	School Dist 4 turn lane	Turn Lane	School Dist 4	\$ 75,000	\$ -	\$ -	\$ 75,000
US 321	Beautification Town of Swansea-05 Enhance Match	Streetscape Phase III	Swansea	\$ 50,000	\$ 21,460	\$ -	\$ 28,540
Airport Blvd. SC 302	SC 302 beautification project	Beautification Project	Keep Mid. Beau	\$ 5,000	\$ 5,000	\$ 5,000	\$ -
Hwy 1	Batesburg-Leesville Streetscape	Streetscape	Batesbg/lees	\$ 50,000	\$ 50,000	\$ 50,000	\$ -
West Hampton (S-31)	Paved Pedestrian Pathway-Town of Summit	Pedestrian Pathway	Summit	\$ 41,372	\$ 26,710	\$ 25,250	\$ 14,662
US 378 and US 1	Intersection Improvement at US 378	Intersection Improv.	Lexington	\$ 92,451	\$ 92,451	\$ 92,451	\$ -
SC 302 and US 178	Town of Pelion 08 Enhancement Streetscape	Streetscape	Pelion	\$ 50,000	\$ -	\$ -	\$ 50,000
Platt Springs Road (SC 602)	Platt Springs Rd Ded. Lance Corp. J.L. Torrence	Sign Memeorial Hiwy	SCDOT	\$ 500	\$ 500	\$ 500	\$ -
12th St. S-2, US1, SC32	W Cola Enhn 06, Ph II, III, IV, State St, Meeting St.	Streetscape	West Columbia	\$ 108,750	\$ 36,250	\$ 36,250	\$ 72,500
Lexington Avenue (S32-83)	Sidewalk Town of Chapin- Lex Avenue Sidewalk	Sidewalk Placement	Chapin	\$ 101,603	\$ 101,603	\$ 101,603	\$ -
Platt Springs Road (SC 602)	Town of Springdale-08 Enhancement	Pedestrian Lighting	Springdale	\$ 36,250	\$ -	\$ -	\$ 36,250
TOTALS				\$ 6,095,961	\$ 5,467,917	\$ 2,174,848	\$ 628,044

STATE ROAD PROJECTS

LOCAL ROUTE	PROJECT DESCRIPTION	WORK TYPE	RESPONSIBLE AGENCY	CTC MATCH FUNDS COMMITTED	EXPENDITURES	CURRENT FISCAL YEAR EXPENDITURES	REMAINING BUDGET	YEAR EXPENDITURES IN EXCESS OF MATCH AMOUNT*
SCDOT Match Program	SCDOT Matching Funds	SCDOT Projects	SCDOT	\$ 374,958	\$ 374,958	\$ 374,958	\$ -	\$ -
TOTALS				\$ 374,958	\$ 374,958	\$ 374,958	\$ -	\$ -

EXPENDITURES FOR STATE ROAD PROJECTS AND MATCH PROJECTS IN EXCESS OF MATCH AMOUNT AS PERCENTAGE OF TOTAL INCOME =

51%

* Note: For match programs only CTC expenditures in excess of match amounts may be applied towards meeting the 25% requirement for expenditure on the state highway system.

CTC Chairman: Arthur C. Orr

Date: 11-21-08

Pickens County Annual C Fund Report
 July 1 2007 to June 30 2008
 Report Date October 8, 2008

Income and Expenses

Balance of funds as of July 1, 2007 -----	\$ 5,211,346.00
Income:	
Funds Received for period July 1, 2007 through June 30, 2008 -----	\$ 1,489,788.61
Interest on investments -----	\$ 228,924.41
Other Revenue (intergovernmental transfer) -----	\$ 224,453.00
-----	-----
Total C Fund Income -----	\$ 1,943,166.02
Expenses:	
Administrative Expenses -----	\$ 0.00
Per Diem Expenses -----	\$ 0.00
Local Paving Project Expenditures -----	\$ 919,145.73
State Road Project Expenditures -----	\$ 268,246.25
-----	-----
Total Expenditures -----	\$ 1,187,391.98
Balance of Funds as of June 30, 2008 -----	\$ 5,967,120.04

Funding Commitments

Local Paving Projects - \$ 904,171.27
 State Road Projects - \$ 642,474.11
 Total Committed funds ----- \$ 1,546,645.38
 Total Uncommitted Funds available for new projects --- \$ 4,420,474.66

Uncommitted Funds as a Percentage of Funds Received = 296.71 %

STATE ROAD PROJECTS

Road/Route	Project Description	Work type	Responsible Agency	Budget	Expenditures	Remaining Budget
Varies	Streetscape SC 93	Paving upgrade	Town of Central	\$ 55,060.00	\$ 50,000.00	\$ 5,060.00
*RISI Match	Paving	Paving upgrade	SCDOT	\$ 194,660.36	\$ 194,660.36	\$ 0.00
SC 8	Traffic Signal	Safety	Pickens County	\$ 160,000.00	\$ 22,585.89	\$ 137,414.11
Prince Perry	Bridge replacement	Safety	Pickens County	\$ 500,000.00	\$ 0.00	\$ 500,000.00
Signs	Bridges on Hwy 11	Safety	SCDOT	\$ 1,000.00	\$ 1,000.00	\$ 0.00
Total				\$ 910,720.36	\$268,246.25	\$ 642,474.11
* Not included as expenditure on State Roads					- \$194,660.36	
					\$ 73,585.89	

Expenditures for State Road Projects as a Percentage of Funds Received = $\$73,585.89 / \$1,489,788.61 \times 100\% = 4.94\%$

LOCAL PAVING PROJECTS

Local route	Project Description	Work Type	Responsible Agency	Budget	Expenditures	Remaining Budget
Old Central Rd.	Old Central Rd. Bridge	Bridge const.	Pickens County	\$ 1,209,475.00	\$ 428,480.50	\$ 780,994.41
varies	Road Striping	Safety	Pickens County	\$ 54,256.00	\$ 38,329.88	\$ 15,926.12
Odem Road	Bridge replacement	Safety	Pickens County	\$ 81,330.00	\$ 28,717.12	\$ 52,612.88
Wimberly Ln.	Reconstruction	Safety	City of Easley	\$ 478,256.00	\$ 423,618.14	\$ 54,637.86
Total				\$ 1,823,317.00	\$ 919,145.73	\$ 904,171.27

Expenditures for Local Paving Projects as a Percentage of Funds Received = $919,145.73 / 1,489,788.61 \times 100\% = 61.70\%$

SALUDA COUNTY ANNUAL C FUND REPORT
JULY 01, 2007– JUNE 30, 2008
SEPTEMBER 18, 2008

INCOME AND EXPENSES

Balance of Funds as of July 1, 2007----- \$ 3,003,408.64

Income:

Funds Received for Period July 1, 2007 through June 30, 2008 \$ 845,888.91

Interest Earned for Period July 1, 2007 through June 30, 2008 42,688.77

Sell of plans for paving of Spann Road 120.00

Sell of plans for paving of Duncan Rd. 120.00

Sell of plans for paving Duncan/Sparrow Connector & Woodhall 250.00

Sell of plans for paving Rocky Creek Circle/Arbor Dr. 100.00

Total Income ----- \$ 889,167.68

Expenses:

Administrative expense 1,463.13

State Projects Expenditures 375,000.00

County Projects Expenditures 1,146,580.23

Total Expenditures----- \$1,523,043.36

Balance of Funds as of June 30, 2008----- 2,369,532.96

FUNDING COMMITMENTS

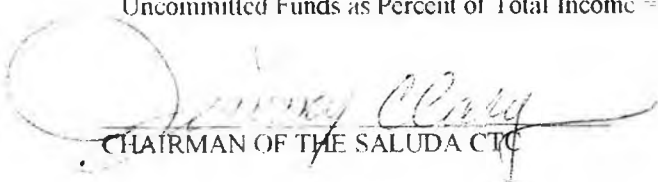
Local Paving Projects \$1,247,385.94

State Road Projects \$ 384,464.72

Total Committed Funds \$1,631,850.66

Total Uncommitted Funds Available for New Projects----- \$737,682.30

Uncommitted Funds as Percent of Total Income = 83%


CHAIRMAN OF THE SALUDA CTC

LOCAL PAVING PROJECTS YR. 07/08

2007-2008

LOCAL ROUTE	PROJECT DESCRIPTION	WORK TYPE	RESPONSIBLE AGENCY	BUDGET	TOTAL EXPENDITURES	CURRENT FY EXPENDITURES	REMAINING BUDGET
VARIOUS	SIGNAGE FOR COUNTY ROADS	PAVING	COUNTY	\$109,216.57	\$81,052.06	\$38,134.69	\$28,153.51
C41-428	SPANN RD	PAVING	CTC CONTRACTOR	\$355,000.00	\$294,931.73	\$294,931.73	\$60,068.27
C41-281	WOODHALL RD	PAVING	CTC CONTRACTOR	\$138,000.00	\$21,795.60	\$21,795.60	\$116,204.40
VARIOUS	CALCIUM CHLORIDE PROJ	CACL2 ON ROADS	R&B COUNTY	\$11,741.00	\$9,679.32	\$9,679.32	\$2,061.68
C41-104 & 339	DUNCAN RD / SPARROW RD CORN.	PAVING	CTC CONTRACTOR	\$120,000.00	\$22,356.70	\$22,356.70	\$97,643.30
C41-104	ROCKY CREEK CIRCLE / RBBOR DR	PAVING	CTC CONTRACTOR	\$408,000.00	\$1,630.00	\$1,630.00	\$406,370.00
C41-104	DUNCAN RD	PAVING	CTC CONTRACTOR	\$425,000.00	\$900.00	\$900.00	\$425,000.00
C41-214	LOCKETT RD	PAVING	CTC CONTRACTOR	\$450,000.00	\$412,919.91	\$412,919.91	\$37,080.09
C41-177	COUNTRY POND RD	PAVING	CTC CONTRACTOR	\$125,000.00	\$114,627.05	\$78,750.10	\$10,172.95
C41-143 & 452	HILLSIDE LN / MYRTLE RD	PAVING	CTC CONTRACTOR	\$10,000.00	\$105,045.65	\$105,045.65	\$4,954.35
C41-105	INDIAN CREEK PT	OVERLAY	CTC CONTRACTOR	\$40,000.00	\$35,067.09	\$35,000.00	\$4,967.91
VARIOUS	FOCKING PROGRAM	GRAVELING ROADS	R&B COUNTY	\$166,966.00	\$166,966.00	\$166,966.00	\$0.00
VARIOUS	FOCKING 19 ML RD	GRAVELING ROADS	R&B COUNTY	\$292,945.00	\$238,535.52	\$0.00	\$54,409.48
VARIOUS	REIMBURSE COUNTY FOR PATCHING	ASPHALT PATCHING	R&B COUNTY	\$8,642.99	\$8,642.99	\$8,642.99	\$0.00
VARIOUS	ROAD PRIORITIZATION	ASSIGNING VALUES TO PDS	CTC CTC	\$570.60	\$570.60	\$570.60	\$0.00
TOTALS				\$2,820,761.16	\$1,514,690.22	\$1,146,580.23	\$1,247,859.94

EXPENDITURES FOR LOCAL PAVING PROJECTS AS PERCENT OF TOTAL INCOME 129.00%

STATE ROAD PROJECTS

LOCAL ROUTE	PROJECT DESCRIPTION	WORK TYPE	RESPONSIBLE AGENCY	BUDGET	EXPENDITURES	CURRENT FY EXPENDITURES	REMAINING BUDGET
S41-11 & SC121 S41-122 & SC194 SC19 & SC102	INTERSECTIONS	RECONSTRUCTION	GLDOT	\$859,464.72	\$475,000.00	\$475,000.00	\$384,464.72
TOTALS				\$859,464.72	\$475,000.00	\$475,000.00	\$384,464.72

EXPENDITURES FOR STATE ROAD PROJECTS AS PERCENT OF TOTAL INCOME 43.00%

STATE ROAD MATCH PROJECTS

ROAD ROUTE	PROJECT DESCRIPTION	WORK TYPE	RESPONSIBLE AGENCY	CTC PROGRAM MATCH FUNDS COMMITTED	EXPENDITURES	CURRENT FISCAL YEAR EXPENDITURES	REMAINING BUDGET	CURRENT FISCAL YEAR EXPENDITURES IN EXCESS OF MATCH AMOUNT
TOTALS				\$	\$	\$	\$	\$

EXPENDITURES FOR STATE ROAD PROJECTS AND MATCH PROJECTS IN EXCESS OF MATCH AMOUNT AS PERCENT OF TOTAL INCOME = 43%

CTC CHAIRMAN

DATE

Jenny Clary
 9-23-2008

2008 CTC ANNUAL C FUND REPORT
JULY 1, 2007 - JUNE 30, 2008

INCOME AND EXPENSES

Balance of Funds as of July 1, 2007

Income:

Funds Received for Period July 1, 2007 through June 30, 2008

Interest Earned for Period July 1, 2007 through June 30, 2008

Total Income

Expenses:

Administrative Expenses

Local Paving Project Expenditures

State Road Project Expenditures

State Road Match Expenditures

Total Expenditures

Balance of Funds as of June 30, 2008

FUNDING COMMITMENTS

Local Paving Projects

State Road Projects

State Road Match Projects

Total Committed Funds

Total Uncommitted Funds Available for New Projects

Uncommitted Funds as Percent of Total Income = 69.8%

..... S 8,055,351

S 4,336,428

S 237,409

..... S 4,573,837

S 1,626

S 2,922,517

S 1,414,053

S 989,172

..... S 5,327,368

..... S 7,301,821

S 1,579,477

S 2,380,358

S 150,650

..... S 4,110,485

..... S 3,191,336

LOCAL PAVING PROJECTS

LOCAL ROUTE	PROJECT DESCRIPTION	WORK TYPE	RESPONSIBLE AGENCY	BUDGET	TOTAL EXPENDITURES	CURRENT FISCAL YEAR EXPENDITURES	REMAINING BUDGET
05026 818, 686	Match Program with County	Resurfacing	County	\$ 726,352.63	\$ 726,352.63	\$ 5,838.12	\$ -
06008 818, 820, 81	FY 06 County & Municipal Resurfacing	Resurfacing	County	\$ 1,348,167.84	\$ 1,348,167.84	\$ 4,776.67	\$ -
07002 2914	John Martin Road @ North Blackstock Road	Intersection	County	\$ 193,031.63	\$ 157,497.46	\$ 141,247.66	\$ 35,534.17
07003 341	Garner Road Bridge Replacement	Culvert	City	\$ 380,000.00	\$ 380,000.00	\$ 380,000.00	\$ -
07007 8969	Milliken Street Wall Repair	Wall	City of Pacolet	\$ 63,063.90	\$ 63,063.90	\$ 62,939.46	\$ -
07008 12731	Carlock Road	Widening & Resurfacing	County	\$ 56,343.50	\$ 56,343.50	\$ 48,917.34	\$ -
07009 7444	Administration for Monks Grove Church Road	Administration	County	\$ 34,458.78	\$ 34,458.78	\$ 30,252.63	\$ -
07011 Various	FY 07 County and Municipal Resurfacing	Resurfacing	County	\$ 1,385,969.64	\$ 1,385,969.64	\$ 258,052.01	\$ -
07013 City Streets	City of Spartanburg Resurfacing	Resurfacing	City	\$ 259,095.00	\$ 216,648.79	\$ 216,648.79	\$ 42,446.21
07015 11919	Holden Drive	Cross pipe, widen & pave	County	\$ 46,332.02	\$ 46,332.02	\$ 51.45	\$ -
07016 New Access	Southport Access Road	Cut access	Sptbg HA	\$ 50,520.00	\$ -	\$ -	\$ 50,520.00
07017 1207	Dairy Ridge Road Bridge Replacement	Bridge	County	\$ 543,200.00	\$ 15,650.00	\$ 15,650.00	\$ 527,550.00
07019 Various	Sidewalk repairs for Reidville & Woodruff	Sidewalks	Towns	\$ 50,960.00	\$ 50,425.00	\$ 50,425.00	\$ 535.00
07020 8207, 2489	Howard Street Drainage Improvements	Drainage	County	\$ 83,500.00	\$ 3,340.00	\$ 840.00	\$ 80,160.00
08002 822 @ 829	Clark Road @ Bishop Road	Improve Radii	County	\$ 53,279.23	\$ 53,279.23	\$ 53,279.23	\$ -
08003 525	Fairforest Road Widening	Widening	County	\$ 352,527.36	\$ 186,752.96	\$ 186,752.96	\$ 165,774.40
08008 Various	City Resurfacing	Resurfacing	City	\$ 259,095.00	\$ -	\$ -	\$ 259,095.00
08009 Various	County and Municipal Resurfacing	Resurfacing	County	\$ 1,409,376.42	\$ 1,408,793.92	\$ 1,408,793.92	\$ 582.50
08015 S-338	Delegation - Repair Sidewalk Mills Ave.	Sidewalks	City of Inman	\$ 84,280.00	\$ -	\$ -	\$ 84,280.00
08019 9195 @ 88	Intersection Improvements Skyline@ Campobello	Intersection	County	\$ 30,000.00	\$ -	\$ -	\$ 30,000.00
08020 1287	Orchard Park Drive	Rebuild Roadway	County	\$ 58,051.49	\$ 58,051.49	\$ 58,051.49	\$ -
08022 585.1	Brockman-McClimon Rd Bridge	Bridge	County	\$ 303,000.00	\$ -	\$ -	\$ 303,000.00
TOTALS				\$ 7,770,604.44	\$ 6,191,127.16	\$ 2,922,516.73	\$ 1,579,477.28

EXPENDITURES FOR LOCAL PAVING PROJECTS AS PERCENT OF TOTAL INCOME = 63.9%

STATE ROAD PROJECTS

ROAD - ROUTE	PROJECT DESCRIPTION	WORK TYPE	RESPONSIBLE AGENCY	BUDGET	EXPENDITURES	CURRENT FISCAL YEAR EXPENDITURES	REMAINING BUDGET
03013	SC-296, SC Intersection Improvement in Reidville	Intersection	County	\$ 53,284.00	\$ 53,284.00	\$ 39,098.65	\$ -
05002	S-2 Howard & Franklin Street Intersection	Intersection	City	\$ 100,000.00	\$ -	\$ -	\$ 100,000.00
05006	US-176 St. Andrews Relocation	Intersection	City	\$ 125,000.00	\$ -	\$ -	\$ 125,000.00
05020	S-62 Sidewalks on Main Street	Sidewalks	Reidville	\$ 15,560.99	\$ 15,560.99	\$ 12,980.00	\$ -
05021	SC-101 "Welcome" signs in Woodruff	Signs	Woodruff	\$ 15,560.99	\$ 10,459.70	\$ -	\$ 5,101.29
06004	S-1258 Collins Avenue Intersection Relocation	Street Relocation	Sptbg HA	\$ 350,520.00	\$ -	\$ -	\$ 350,520.00
06006	SC-9 Beautification at I-85 & Highway 9 Intersection	Beautification	County	\$ 17,400.00	\$ 5,612.50	\$ 4,239.50	\$ 11,787.50
06010	S-1228 East Victor Hill Road Resurfacing	Resurfacing	SCDOT	\$ 433,906.00	\$ 433,906.00	\$ 433,906.00	\$ -
06014	SC-296 Phase II Willis Road Walking/Bike Path	Beautification	County	\$ 69,118.04	\$ 61,606.24	\$ 61,606.24	\$ 7,511.80
06015	S-62 Resurfacing Woodruff & Sidewalks in Reidville	Resurfacing & Sidewalks	County & Reidville	\$ 24,400.00	\$ 24,234.54	\$ 20,800.00	\$ 165.46
06016	SC-14 Median Strip in Landrum	Median	SCDOT	\$ 45,000.00	\$ 24,336.58	\$ -	\$ 20,663.42
06020	S-37 Windmill Road @ Compton Bridge Road	Intersection	County	\$ 279,511.52	\$ 262,829.30	\$ 246,362.18	\$ 16,682.22
06021	S-55, S-188 Peachtree Road @ Bible Church Road	Intersection	County	\$ 263,078.08	\$ 217,914.21	\$ 198,537.87	\$ 45,163.87
07014	US-29 Woodlake Drive @ US 20	Turn Lane	SCDOT	\$ 44,618.48	\$ 44,618.48	\$ 41,397.00	\$ -
07018	S-494 Fernwood Drive @ Woodburn Road	Intersection		\$ 161,859.40	\$ 51,853.02	\$ 51,853.02	\$ 110,006.38
07021	US-221 Sign for Lt. Colonel Howard L. Painter Boulevard	Signs	SCDOT	\$ 500.00	\$ -	\$ -	\$ 500.00
07022	Various Sidewalk installation in Pacolet	Sidewalks	Town	\$ 67,965.00	\$ -	\$ -	\$ 67,965.00
08001	SC-358 SC 358 @ Hampton	Intersection	County	\$ 175,323.51	\$ 45,784.71	\$ 45,784.71	\$ 129,538.80
08005	S748 Guardrails @ Lake Forest Drive	Guardrails	SCDOT	\$ 14,650.00	\$ 14,650.00	\$ 14,650.00	\$ -
08006	SC-296 Rt Turn Lane Reidville Rd @ Shenandoah	Turn Lane	County	\$ 64,704.56	\$ 51,888.00	\$ 51,888.00	\$ 12,816.56
08007	S-62 Sidewalk Repairs - Town of Reidville	Sidewalks	Town of Reidville	\$ 17,500.00	\$ 17,500.00	\$ 17,500.00	\$ -
08010	Various State Resurfacing	Resurfacing	SCDOT	\$ 709,906.00	\$ -	\$ -	\$ 709,906.00
08011	SC 14 Highway 14 Project	Resurface Bridge	SCDOT	\$ 92,340.00	\$ 70,626.20	\$ 70,626.20	\$ 21,713.80
08012	S-817 @ US Cherry Hill Rd & Old Converse Rd	Intersection	County	\$ 323,439.05	\$ 45,632.36	\$ 45,632.36	\$ 277,806.69
08013	1934 Zion Hill Rd @ US 29 Intersection Improvement	Intersection	County	\$ 250,000.00	\$ -	\$ -	\$ 250,000.00
08014	S-110 Delegation - Town of Cowpens	Signs, Poles, Hardware	Town of Cowpens	\$ 19,500.00	\$ 13,678.24	\$ 13,678.24	\$ 5,821.76
08016	S-476 Delegation - Repair Sidewalks on Bomar Ave	Sidewalks	City of Spartanburg	\$ 50,520.00	\$ -	\$ -	\$ 50,520.00
08017	SC-101 Delegation - City of Woodruff	Sidewalks	Woodruff	\$ 33,460.00	\$ -	\$ -	\$ 33,460.00
08018	SC-290 Delegation - Sidewalks on N & S Main St - Duncan	Sidewalks	Town of Duncan	\$ 50,720.00	\$ 38,694.02	\$ 38,694.02	\$ 12,025.98
08021	S-62 Sidewalks Town of Reidville	Sidewalks	Town of Reidville	\$ 20,000.00	\$ 4,318.95	\$ 4,318.95	\$ 15,681.05
08023	I-85 @ Hwy Kevin Carper Memorial Bridge	Sign	SCDOT	\$ 500.00	\$ 500.00	\$ 500.00	\$ -
TOTALS				\$ 3,889,845.62	\$ 1,509,488.04	\$ 1,414,052.94	\$ 2,380,357.58

STATE ROAD MATCH PROJECTS

ROAD - ROUTE	PROJECT DESCRIPTION	WORK TYPE	RESPONSIBLE AGENCY	CTC PROGRAM MATCH FUNDS COMMITTED	EXPENDITURES	CURRENT FISCAL YEAR EXPENDITURES	REMAINING BUDGET	CURRENT FISCAL YEAR EXPENDITURES IN EXCESS OF MATCH AMOUNT*
02008	SC-9, S-42, Intersection Improvement Match Program	Intersection	County	\$ 1,641,620.71	\$ 1,352,970.51	\$ 4,911.35	\$ 288,650.20	\$
02009	SC-14 HIMP (SC 14 Widening)	Road Widening	SCDOT	\$ 751,314.29	\$ 751,314.29	\$ 108,463.54	\$	\$
03011	S-62, SC-9, SIMP	Intersection	County	\$ 989,287.20	\$ 907,239.44	\$	\$ 82,047.76	\$
05013	SC-357, SC SIMP 05 State Match Program	Intersection	County	\$ 852,385.93	\$ 1,561,459.16	\$ 654,916.16	\$ (709,073.23)	\$ 94,782.50
07012	S-41 Resurfacing & SMP 08 Match Program	Resurfacing	SCDOT	\$ 709,906.00	\$ 220,880.76	\$ 220,880.76	\$ 489,025.24	\$
TOTALS				\$ 4,944,514.13	\$ 4,793,864.16	\$ 989,171.81	\$ 150,649.97	\$ 94,782.50 *

EXPENDITURES FOR STATE ROAD PROJECTS AND MATCH PROJECTS IN EXCESS OF MATCH AMOUNT AS PERCENT OF TOTAL INCOME = 33.0%

* Note: For match programs only CTC expenditures in excess of match amounts may be applied towards meeting the 25% requirement for expenditure on the state highway system

CTC Chairman: Ray L. L.

Date: 10-6-08

SUMTER COUNTY ANNUAL "C" FUND REPORT JULY 2007 TO JUNE 2008

Revenues and Expenditures:

Balance of Funds as of July 1, 2007

Auditor's Adjusting Entry for Investment Interest for FY 2007

Revenues:

Funds received for period July 1, 2007 through June 30, 2008

Interest received for period July 1, 2007 through June 30, 2008

Total Revenues

Expenditures:

Administrative Expenditures

Per Diem Expenditures

Local Paving Project Expenditures

State Road Project Expenditures

Total Expenditures

Balance of Funds as of June 30, 2008:

Funding Commitments:

Local Paving Projects

State Road Projects

Total Committed Funds

Total uncommitted funds available for new projects:

Uncommitted funds as a percent to total revenues:

Note: Auditor's Adjusting Entry for Investment Interest for FY 2008 not yet available

"C" FUNDS RECONCILIATION - YEAR ENDING JUNE 30, 2008

	QUARTERLY TOTALS	CITY 25% REVENUE	COUNTY 50% REVENUE	STATE ROADS 25% REVENUE
BALANCE AS OF 6-30-07	\$ 2,709,560.81	\$ 892,442.67	\$ 1,817,118.14	\$ 57,390.55
Auditor's Journal Entry for FY 2007 Interest on Investments	\$ 130,460.55	\$ 32,615.14	\$ 65,230.28	\$ 32,615.14
Adjusted beginning balance July 1, 2007	\$ 2,837,021.36	\$ 925,057.81	\$ 1,925,348.42	\$ 57,390.55
July - September 2007 Revenues	\$ 429,528.36	\$ 107,382.09	\$ 214,764.18	\$ 107,382.09
July - September 2007 Expenses	\$ 26,305.43	\$ 30,016.97	\$ 30,016.97	\$ 30,016.97
July - September 2007 Interest Recorded	\$ 28.74	\$ 9.59	\$ 19.17	\$ 9.59
BALANCE AS OF 9-30-07	\$ 3,190,283.03	\$ 1,002,432.61	\$ 2,150,850.42	\$ 27,000.99
October - December 2007 Revenues	\$ 402,216.66	\$ 100,554.17	\$ 201,108.34	\$ 100,554.17
October - December 2007 Expenses	\$ 160,200.00	\$ -	\$ 160,200.00	\$ 160,200.00
October - December 2007 Interest Recorded	\$ -	\$ -	\$ -	\$ -
BALANCE AS OF 12-31-07	\$ 3,422,299.69	\$ 1,102,986.78	\$ 2,281,142.91	\$ 127,154.00
January - March 2008 Revenues	\$ 371,223.84	\$ 92,805.96	\$ 185,611.92	\$ 92,805.96
January - March 2008 Expenses	\$ 245,729.45	\$ -	\$ 245,729.45	\$ 245,729.45
January - March 2008 Interest Recorded	\$ -	\$ -	\$ -	\$ -
BALANCE AS OF 3-31-08	\$ 3,557,794.08	\$ 1,195,792.74	\$ 2,281,142.91	\$ 127,154.00
April - June 2008 Revenues	\$ 458,081.02	\$ 114,520.26	\$ 229,040.52	\$ 114,520.26
April - June 2008 Expenses	\$ 382,485.22	\$ 4,782.22	\$ 377,703.00	\$ 377,703.00
April - June 2008 Interest Recorded	\$ -	\$ -	\$ -	\$ -
BALANCE AS OF 6-30-08	\$ 3,633,389.88	\$ 1,305,525.77	\$ 2,281,142.91	\$ 127,154.00

Note: Auditor's Adjusting Entry for Investment Interest for FY 2008 not yet available.

CITY OF SUMTER ANNUAL C FUND REPORT
JULY 2007 - JUNE 2008

INCOME AND EXPENSES

Balance of funds as of July 1, 2007	-----		\$925,057.81
Income:			
Funds received for period July 1, 2007 through June 30, 2008		417,337.48	
Interest earned		9.69	
Total Income		<u>\$417,347.17</u>	
Expenses:			
Bear Street		5,258.97	
Change Order City St Resurfacing 2007		24,758.00	
Main St & Bartlette St		4,762.22	
Total Expenditures		<u>\$34,779.19</u>	
Balance of Funds as of June 30, 2008	-----		\$1,307,625.79

LOCAL PAVING PROJECTS (SUMTER COUNTY) 2007-2008

Local Route	Project Description	Work Type	Responsible Agency	Budget	Expenditures	Remaining Budget
	Whitehall SD/Swamp Mill/Pointe Dr	Paving	County	\$438,728.00	\$438,728.00	\$0.00
	Whitehall SD/Swamp Mill/Pointe Dr.	Engineering	County	\$300.00	\$300.00	\$0.00
	Pierce Place Subdivision	Engineering	County	\$11,200.00	\$11,200.00	\$0.00
	National Street	Engineering	County	\$1,275.00	\$1,275.00	\$0.00
	Lost Creek Subdivision	Resurfacing	County	\$179,265.00	\$179,265.00	\$0.00
	Squaw Valley	Engineering	County	\$18,200.00	\$18,200.00	\$0.00
	Totals			\$648,968.00	\$648,968.00	\$0.00

Expenditures for local paving projects as percent of total income = 77.0%

SUMTER COUNTY 2007 - 2008

Local Paving Projects (STATE) SOUTH CAROLINA DEPARTMENT OF TRANSPORTATION

PROJECT DESCRIPTION	WORK TYPE	RESPONSIBLE AGENCY	BUDGET	EXPENDITURES	REMAINING BUDGET
---------------------	-----------	-----------------------	--------	--------------	---------------------

Sumter County	Resurfacing	SCDOT	\$1,000,000	\$1,000,000	\$0
2007-2008					

Expenditures for local paving projects as of % of total income = %.

York County Annual C Fund Report

July 2007 - June 2008

Report Date = November 10, 2008

INCOME AND EXPENSES

Balance of Funds as of July 1, 2007		\$8,750,415.23
Adjustments to balance of funds		
None		\$0.00
Adjusted balance of Funds as of July 1, 2007		<u>\$8,750,415.23</u>

Income:

Funds Received for Period July 1, 2007 through June 30, 2008	\$2,088,041.28	
Donor Funds Received for Period July 1, 2007 through June 30, 2008	\$1,160,127.78	
Interest Earned for Period July 1, 2007 through June 30, 2008	\$317,994.89	
Rural Enhancement Reimbursements (SCDOT TEA21) for Period July 1, 2007 through June 30, 2008	\$361,988.00	
Rural Enhancement Reimbursements (City/School) for Period July 1, 2007 through June 30, 2008	\$100,437.00	
Revised A/P F/Y 06-07 for Period July 1, 2007 through June 30, 2008	<u>\$9,300.00</u>	
Total Income		<u>\$4,037,888.95</u>

Expenses:

Administrative Expenses	\$0.00	
Per Diem Expenses	<u>\$0.00</u>	
Total Expenditures		\$0.00
Balance of Funds as of June 30, 2008		<u>\$12,788,304.18</u>

Project Funding Expenses

Local Paving Project Expenditures	\$661,518.69	
Local Road Expenditures (Sub-total)	<u>\$661,518.69</u>	16.38% percent of income
State Road Project Expenditures	\$1,890,625.89	
Saluda Street - City of Rock Hill	\$70,000.00	
	<u>\$0.00</u>	
State Road Expenditures (Sub-total)	<u>\$1,960,625.89</u>	48.56% percent of income
Total Project Funding Expenses		<u>\$2,622,144.58</u>

Project Funding Commitments

Local Paving Projects for 2007-2008	\$852,391.40	
State Road Projects for 2007-2008	\$1,769,298.60	
Individual County Council Contingency Funds (combined - see below)	\$2,297,791.52	
C-Fund Commitments (Sub-total)		\$4,919,481.52

York County Annual C Fund Report

July 2007 - June 2008

Report Date = November 10, 2008

Economic Development Project Account for 2007-2008

Daimler Truck (committed not spent)

\$400,000.00

Fresenius/Obnibene (committed not spent)

\$200,000.00

Uncommitted Economic Development C-Funds June 30, 2008

\$2,132,171.78

York County's 2008-2009 C-Fund allotment

\$2,500,000.00

Total Committed Funds

\$10,151,653.30

Total Uncommitted Funds Available for New Projects (includes 08-09 Council balances)

\$14,506.30

Balance of Funds as of June 30, 2008

\$10,166,159.60

Unpaid Commitments as of June 30, 2008:

Committed Economic Development-Daimler	\$	-	\$ 400,000.00	\$	400,000.00
Committed - Fresenius/Obnibene			\$ 200,000.00	\$	200,000.00
Committed - Valelake Road	\$	-	\$ -	\$	-
Committed - Deal Road	\$	-	\$ -	\$	-
Committed - Lighthouse Avenue (State)	\$	85,232.55	\$ -	\$	85,232.55
Committed - Aragon Beach Rd (State)	\$	-	\$ -	\$	-
Committed - Ridge Crest (State)	\$	-	\$ -	\$	-
Committed - Flint Street Ext (State) (District 5)	\$	19,886.00	\$ -	\$	19,886.00
Committed - Cedar Grove (State in RH) (District 6)	\$	20,397.00	\$ -	\$	20,397.00
Committed-Riddle Road Extension (District 2)	\$	89,425.00	\$ -	\$	89,425.00
2005 TEA-21 Hwy 55 (District 2)	\$	50,000.00	\$ -	\$	50,000.00
White House (Elizabeth Lane) (District 7)	\$	25,000.00	\$ -	\$	25,000.00
Pedestrian Services (District 7)	\$	75,000.00	\$ -	\$	75,000.00
Committed - Chelsea Day Lane PO 85765	\$	9,369.00	\$ -	\$	9,369.00
L-J Inc PO 90645	\$	101,568.20	\$ -	\$	101,568.20
Boggs Paving PO 91040	\$	49,998.50	\$ -	\$	49,998.50
NewCon Construction PO 83597	\$	177,166.27	\$ -	\$	177,166.27
Committed - Hubert Graham Parkway (District 1)	\$	91,605.00	\$ -	\$	91,605.00
Committed - Dam Road Turn Lanes (District 1)	\$	70,000.00	\$ -	\$	70,000.00
Committed - Highway 49/Paraham Road Signal (District 2)	\$	50,000.00	\$ -	\$	50,000.00
Committed - Arrow Road (District 3)	\$	100,000.00	\$ -	\$	100,000.00
Committed - Lake Wylie Road (County portion) (Dist 2)	\$	107,400.00	\$ -	\$	107,400.00
Committed - Sunshine Terrace (District 2)	\$	73,125.00	\$ -	\$	73,125.00
Committed - White Rose Lane (City of York) (District 3)	\$	22,950.00	\$ -	\$	22,950.00
Committed - Ernest Road (District 3)	\$	170,200.00	\$ -	\$	170,200.00
Committed - Cedarspring Road (District 3)	\$	115,020.00	\$ -	\$	115,020.00
Committed - Martins Gold Mine Road (District 3)	\$	61,436.00	\$ -	\$	61,436.00
Committed - Rocky Road (District 3)	\$	127,150.00	\$ -	\$	127,150.00
Committed - Fleetwood Road (District 3)	\$	43,420.00	\$ -	\$	43,420.00
Committed - Pratt and Trouble Street (District 3)	\$	85,000.00	\$ -	\$	85,000.00
Committed - John T Roddey Road (District 4)	\$	51,000.00	\$ -	\$	51,000.00
Committed - Fairway Drive (District 5)	\$	26,000.00	\$ -	\$	26,000.00
Committed - Shelby Court (District 5)	\$	15,275.00	\$ -	\$	15,275.00
Total unpaid commitments	\$	1,912,623.52	\$ 600,000.00	\$	1,303,042.52

York County Annual C Fund Report

July 2007 - June 2008

Report Date = November 10, 2008

07-08 District Contingencies

FY 2007-2008 District 1 Contingency	\$ 45,432.00	\$ -	\$ 45,432.00
FY 2007-2008 District 2 Contingency	\$ 75,621.00	\$ -	\$ 75,621.00
FY 2007-2008 District 3 Contingency	\$ 4,995.00	\$ -	\$ 4,995.00
FY 2007-2008 District 4 Contingency	\$ 42,560.00	\$ -	\$ 42,560.00
FY 2007-2008 District 5 Contingency	\$ 91,440.00	\$ -	\$ 91,440.00
FY 2007-2008 District 6 Contingency	\$ 66,870.00	\$ -	\$ 66,870.00
FY 2007-2008 District 7 Contingency	\$ 58,250.00	\$ -	\$ 58,250.00
Total Unpaid Contingencies	<u>\$ 385,168.00</u>	<u>\$ -</u>	<u>\$ 385,168.00</u>

Total Unpaid Commitments and Contingencies	<u>\$ 2,297,791.52</u>	<u>\$ 600,000.00</u>	<u>\$ 1,688,210.52</u>
---	------------------------	----------------------	------------------------

York County 2007-2008 C-fund Year End Report Roadway List

Road Name	Road No.	Owner	Project	Length	Cost	
Oates Street	S-796	SCDOT	Resurfacing	1,000	\$19,555.55	*
Albert Street	S-1090	SCDOT	Resurfacing	1,400	\$60,492.25	*
Friedheim Road	S-285	SCDOT	Resurfacing	3,000	\$74,706.46	*
South Jones Avenue Extension	n/a - City Street	City of Rock Hill	Resurfacing	1,800	\$15,208.00	
Godfrey	S-990	SCDOT	Resurfacing	357	\$21,721.91	*
Pebble Road	n/a - City Street	City of Rock Hill	Resurfacing	600	\$29,369.00	
Sancreek Drive	n/a - City Street	City of Rock Hill	Resurfacing	280	\$7,333.52	
Harlinsdale Drive	n/a - City Street	City of Rock Hill	Resurfacing	4,725	\$79,547.08	
Ellington Drive	n/a - City Street	City of Rock Hill	Resurfacing	600	\$12,701.44	
Keneland Court	n/a - City Street	City of Rock Hill	Resurfacing	300	\$7,480.76	
Claxton	n/a - City Street	City of Rock Hill	Resurfacing	200	\$4,100.33	
Dartmouth Drive	n/a - City Street	City of Rock Hill	Resurfacing	305	\$8,139.88	
Eastwood Drive	S-120	SCDOT	Resurfacing	3,065	\$54,627.25	*
Frayser Road	S-585	SCDOT	Resurfacing	691	\$12,101.00	*
Glenwood Drive	S-913	SCDOT	Resurfacing	1,443	\$14,322.00	*
Hutchinson Street	S-555	SCDOT	Resurfacing	1,700	\$23,690.00	*
Mickle Court	S-1185	SCDOT	Resurfacing	844	\$12,500.34	*
Ratteree Circle	S-1911	SCDOT	Resurfacing	1,271	\$18,071.17	*
Sullivan Street	S-802	SCDOT	Resurfacing	1,011	\$24,091.74	*
Huntmoor Drive	n/a - City Street	City of Rock Hill	Resurfacing	1,561	\$37,132.33	
Village Court	n/a - City Street	City of Rock Hill	Resurfacing	178	\$5,412.40	
Rabun Circle (Portion)	n/a - City Street	City of Rock Hill	Resurfacing	1,400	\$21,180.00	
Wilson	n/a - City Street	City of Rock Hill	Resurfacing	662	\$16,010.81	
Harrell Street	n/a - City Street	City of Rock Hill	Resurfacing	2,117	\$59,227.12	
City of Rock Hill Amount =					\$638,722.34	
South White Street	S-265	State	Resurface	1,670		*
Unity Street	S-440	State	Resurface	3,600		*
Munn Road (partial)	S-852	State	Resurface	2,429		*
Ole Cambridge Road	S-832	State	Resurfacing	3,600		*
Sumter Street	S-90	State	Resurfacing	1,750		*
Cleveland Ave	S-1178	State	Resurfacing	1,200		*
Stoneybrook Drive	S-300	State	Resurfacing	1,124		*
Glasscock Road	S-46-734	State	Resurfacing	4,500		*
Decatur Drive	S-46-1024	State	Resurfacing	4,500		*

York County 2007-2008 C-fund Year End Report Roadway List

Road Name	Road No.	Owner	Project	Length	Cost
India Hook Road	S-30	State	Resurfacing	3.800	
Woodward Road	S-1220	State	Resurfacing	1.054	
SCDOT Amount =					\$1,137,644.22
Saluda Road Revitalization	S-72	State	Enhancement	4,900	\$70,000.00
City of Rock Hill Amount =					\$70,000.00
South Point Trail - Lighting					\$16,461.96
City of Rock Hill Amount =					\$16,461.96
St Annes Bike Trail					\$17,548.83
City of Rock Hill Amount =					\$17,548.83
Earth Tech Inc	S-243	State	CMAQ Trail	4,500	\$16,000.00
Earth Tech Inc	S-243	State	CMAQ Trail	4,500	\$8,750.00
Earth Tech Inc	S-243	State	CMAQ Trail	4,500	\$8,750.00
Earth Tech Inc Amount (South Pt Trail) =					\$33,500.00
L-J Inc #1	S-243	State	CMAQ Trail	4,500	\$262,396.80
L-J Inc #2	S-243	State	CMAQ Trail	4,500	\$55,035.00
L-J Inc #3	S-243	State	CMAQ Trail	4,500	\$66,170.20
L-J Inc Amount (South Pt Trail) =					\$383,602.00
Boggs Paving Inc.					\$155,507.04
Boggs Paving Inc.					\$101,744.46
Boggs Paving Inc.					\$28,583.50
Boggs Paving Inc. Amount (County Road Resurfacing) =					\$285,835.00
Calcium Chloride Program					\$8,461.61
Calcium Chloride Program					\$1,795.00
Calcium Chloride Program					\$28,573.62
South Eastern Road Treatment Amount (Calcium Chloride) =					\$38,830.23

Total Expenditures =

\$2,622,144.58

* = State System Expenditure

State Road Project Expenditures	\$1,960,625.89
Local Paving Project Expenditures	\$661,518.69