



# The Program

ANNUAL REPORT 2011-2012



## **Summary Report for the C Fund Program 2011/2012 State Fiscal Year**

### **C Program Background:**

Public roads and highways are the infrastructure for growth in South Carolina and building and maintaining them is a tremendous responsibility. The South Carolina Department of Transportation (SCDOT), like all state DOTs across the country, has quickly learned that the job is too big to accomplish without partners. The C Program is a long-established partnership between the SCDOT and the forty six counties of South Carolina to fund the improvements of state roads, county roads, city streets and other local transportation projects. It is successful because local leaders and citizens alike are willing to step up and work with SCDOT to meet the needs of their communities. Financial resources for roads and bridges are precious as the requirements far exceed available funding. SCDOT values the hard work and commitment of County Transportation Committee (CTC) members working with civic leaders to use these resources prudently for the advancement of local transportation projects. Section A and B of South Carolina Code of Laws, §12-28-2740 state that two and sixty-six one-hundredths cents a gallon of the user fee on gasoline must be deposited with the State Treasurer and used in furtherance of a countywide transportation plan adopted by CTCs throughout the state.

The projected revenue from the sale of gasoline allocated to the C Fund program for the current 2012/2013 state fiscal year is expected to slightly increase to \$69,000,000 from the previous state fiscal year. Minor increases or decreases in revenue that may occur can be attributed to modest fluctuations in the price and consumption of gasoline. It is expected any marginal variations in income to the county transportation committees would not translate into changes from the previous year in the number or magnitude of transportation related improvement projects being constructed throughout South Carolina. SCDOT's C Program Administration Office has worked very closely with all CTCs to ensure their transportation plans are current and applicable to the requirements stipulated in the C Fund law.


### **Annual Report:**

The nineteen County Transportation Committees listed in this report administered C Funds for their respective counties during the 2011/2012 state fiscal year. The individual county reports contained herein were prepared by each County Transportation Committee and submitted to the South Carolina Department of Transportation. These individual reports have been compiled and are being submitted to the General Assembly as required by Section D of South Carolina Code of Laws §12-28-2740.

In accordance with Section P of South Carolina Code of Laws §12-28-2740, SCDOT has performed compliance reviews of these committees. All nineteen CTCs programmed a sufficient quantity of transportation related projects on the state highway system to ensure compliance with the law. The annual reports demonstrate collectively the self-administered CTCs expended \$17,553,900 on the state highway system in the 2011/2012 state fiscal year resulting in a slight decrease from the previous fiscal year. The data also illustrates forty seven percent of CTCs apportionments were spent on the state system, although only twenty five percent of their apportionments are required to be expended according to state law. SCDOT closely monitors the cash balances of the committees and observed over a \$5.9 million decrease in these accounts. Consequently, more transportation projects were constructed throughout South Carolina. Furthermore, the balance of uncommitted funds carried forward from one year into the next did not exceed three hundred percent of the county's total apportionment for the most recent year as required by Section D of the South Carolina Code Section.

Questions regarding the C Program can be directed to SCDOT's "C" Program Administrator, Herbert J. Cooper @ 803-737-0230.

**REPORT TO THE GENERAL ASSEMBLY**  
**C FUND EXPENDITURES**  
**FOR**  
**SELF ADMINISTERED**  
**COUNTY TRANSPORTATION COMMITTEES**  
**JULY 1, 2011– JUNE 30, 2012**



ANDERSON COUNTY  
BEAUFORT COUNTY  
BERKELEY COUNTY  
CHARLESTON COUNTY  
CHEROKEE COUNTY  
CHESTER COUNTY  
CLARENDON COUNTY  
COLLETON COUNTY  
EDGEFIELD COUNTY  
GREENVILLE COUNTY

GREENWOOD COUNTY  
LANCASTER COUNTY  
LAUARENS COUNTY  
LEXINGTON COUNTY  
PICKENS COUNTY  
SALUDA COUNTY  
SPARTANBURG COUNTY  
SUMTER COUNTY  
YORK COUNTY

## **LISTING OF COUNTIES ADMINISTERING C FUNDS**

Section 1:	Anderson County Transportation Committee
Section 2:	Beaufort County Transportation Committee
Section 3:	Berkeley County Transportation Committee
Section 4:	Charleston County Transportation Committee
Section 5:	Cherokee County Council
Section 6:	Chester County Council
Section 7:	Clarendon County Council
Section 8:	Colleton County Transportation Committee
Section 9:	Edgefield County Transportation Committee
Section 10:	Greenville County Transportation Committee
Section 11:	Greenwood County Transportation Committee
Section 12:	Lancaster County Transportation Committee
Section 13:	Laurens County Transportation Committee
Section 14:	Lexington County Council
Section 15:	Pickens County Transportation Committee
Section 16:	Saluda County Transportation Committee
Section 17:	Spartanburg County Transportation Committee
Section 18:	Sumter County Transportation Committee
Section 19:	York County Transportation Committee

ANDERSON COUNTY ANNUAL C FUND REPORT  
JULY 2011 - JUNE 2012

**INCOME AND EXPENSES**

Balance of Funds as of July 1, 2011 ..... \$ 2,397,447

**Income:**

Funds Received for Period July 1, 2011 through June 30, 2012	\$ 2,890,965	
Interest Earned for Period July 1, 2011 through June 30, 2012	\$ 212	
<b>Total Income</b>		<b>\$ 2,891,177</b>

**Expenses:**

Administrative Expenses	\$ 2,000	
Per Diem Expenses	\$ -	
Local Paving Project Expenditures	\$ 1,711,818	
State Road Project Expenditures	\$ 1,472,411	
<b>Total Expenditures</b>		<b>\$ 3,186,229</b>

Balance of Funds as of June 30, 2012 ..... **\$ 2,102,396**

**REMAINING FUNDING COMMITMENTS**

Local Paving Projects	\$ 1,100,374	
State Road Projects	\$ 56,000	
<b>Total Committed Funds</b>		<b>\$ 1,156,374</b>
Total Uncommitted Funds Available for New Projects		\$ 946,022
Uncommitted Funds as Percent of Total Income =	32.7%	

Note: Typically all funds available are programmed. Uncommitted funds reflected, are mainly due to a timing issues.

### LOCAL PAVING PROJECTS

Note: To Date Expenses can reflect multiple fiscal years.

LOCAL ROUTE	PROJECT DESCRIPTION	WORK TYPE	RESPONSIBLE AGENCY	BUDGET	FISCAL YEAR	TO DATE	REMAINING BUDGET	
					EXPENDITURES	EXPENDITURES		
	Paint Lines & Reflectors	Safety	Anderson County	\$200,000.00	\$111,339.12	\$196,036.46	\$3,963.54	Complete
C-10-114&5	Harriet Circle & Oak Hill Drive Intersection	Intersection Improve.	Anderson County	\$86,000.00	\$14,357.64	\$68,237.38	\$17,762.62	Complete
Various	LW Single Treatment Project	Single Treatment	Anderson County	\$410,000.00	\$399,995.04	\$400,371.79	\$9,628.21	Complete
C-07-0049	H I Taylor Culvert	Culvert Project	Anderson County	\$100,000.00	\$92,637.32	\$98,666.54	\$1,333.46	Complete
C-02-0079	LaRoache Road Safe Routes to School Proj.	Sidewalks	Anderson County	\$130,000.00	\$39,075.88	\$58,230.88	\$71,769.12	Incomplete
Various	City of Belton - Sidewalk Repair Project	Sidewalks	City of Belton	\$60,000.00	\$18,800.00	\$59,867.84	\$132.16	Complete
HP-19-1789	Wildwood Drive (Town of Honea Path)	Resurface	Honea Path	\$94,909.00	\$87,586.69	\$87,586.69	\$7,322.31	Complete
WM-07-1990	Green Street Resurfacing - Williamston	Resurface	Williamston	\$89,974.00	\$72,306.84	\$72,306.84	\$17,667.16	Complete
WM-07-2076	Washington St. - Resurface (Williamston)	Resurface	Williamston	\$23,253.26				
WM-07-2017	Mattison St. - Resurface (Williamston)	Resurface	Williamston	\$40,505.11	\$28,745.18	\$28,745.18	\$35,013.19	Complete
C-20-0034A	No Name Road	Widening/ Resurface	Anderson County	\$15,000.00	\$10,789.98	\$10,789.98	\$4,210.02	Complete
C-11-0034	Murphy Road East Bridge	Slab - Replacement	Anderson County	\$96,000.00	\$79,254.20	\$79,254.20	\$16,745.80	Complete
Various	Full Depth Patching Contract - Single Treatment	Full Depth - Single - T	Anderson County	\$1,058,891.72	\$698,610.00	\$698,610.00	\$360,281.72	Incomplete
C-20-0010	Simmons Road Bridge Replacement	Bridge Replacement	Anderson County	\$260,000.00	\$50,319.70	\$50,319.70	\$209,680.30	Incomplete
C-15-0120	Flat Rock-Bowen Fire Dept. - Flashing Lights	Safety	Anderson County	\$8,000.00	\$8,000.00	\$8,000.00	\$0.00	Complete
<b>TOTALS</b>				<b>\$ 2,672,533</b>	<b>\$ 1,711,818</b>	<b>\$ 1,917,023</b>	<b>\$ 755,510</b>	

### STATE ROAD PROJECTS

Note: Actual Expenses can reflect multiple fiscal years.

ROAD - ROUTE	PROJECT DESCRIPTION	WORK TYPE	RESPONSIBLE AGENCY	BUDGET	FISCAL YEAR	TO DATE	REMAINING BUDGET	
					EXPENDITURES	EXPENDITURES		
US 29 N	Whitfield Fire Station - Flashing Lights	Safety	SCDOT	\$7,600.00	\$7,600.00	\$7,600.00	\$0.00	Complete
SC Hwy 185	Ebenezer Fire Station - Flashing Lights	Safety	SCDOT	\$7,600.00	\$7,600.00	\$7,600.00	\$0.00	Complete
S-70	Craytonville Fire Station - Flashing Lights	Safety	SCDOT	\$7,600.00	\$7,600.00	\$7,600.00	\$0.00	Complete
S-04-0002	Flashing Lights - Homeland Park Fire Station	Safety	SCDOT	\$7,600.00	\$7,600.00	\$7,600.00	\$0.00	Complete
S-767	Tribble Street (Honea Path)	Resurface	SCDOT	\$93,075.00	\$93,075.00	\$93,075.00	\$0.00	Incomplete
S-136	Zion Street (Belton)	Resurface	SCDOT	\$84,893.00	\$84,893.00	\$84,893.00	\$0.00	Incomplete
S-95	Hood Road	Resurface	SCDOT	\$566,153.00	\$566,153.00	\$566,153.00	\$0.00	Incomplete
S-328	Buena Vista Avenue	Resurface	SCDOT	\$65,470.00	\$65,470.00	\$65,470.00	\$0.00	Incomplete
S-341	James Street	Resurface	SCDOT	\$80,480.00	\$80,480.00	\$80,480.00	\$0.00	Incomplete
S-832	Sullivan Street	Resurface	SCDOT	\$15,867.00	\$15,867.00	\$15,867.00	\$0.00	Incomplete
S-23	Double Springs Fire Dept. - flashing lights	Safety	SCDOT	\$7,600.00	\$7,600.00	\$7,600.00	\$0.00	Complete
SC 187 N	Zion Fire Dept. - flashing lights	Safety	SCDOT	\$7,600.00	\$7,600.00	\$7,600.00	\$0.00	Complete
SC Hwy 20	Belton - EMS Flashing Light	Safety	SCDOT	\$7,600.00	\$600.00	\$7,600.00	\$0.00	Complete
S-1004	Saxony Drive	Resurface	SCDOT	\$119,001.00	\$119,001.00	\$119,001.00	\$0.00	Incomplete
S-1021	North Hampton Road	Resurface	SCDOT	\$29,527.00	\$29,527.00	\$29,527.00	\$0.00	Incomplete
S-1036	Fillcrest Circle	Resurface	SCDOT	\$236,355.00	\$236,355.00	\$236,355.00	\$0.00	Incomplete
S-443	Blair Mill Road	Resurface	SCDOT	\$64,321.00	\$64,321.00	\$64,321.00	\$0.00	Incomplete
S-665	Clinkscales Street	Resurface	SCDOT	\$70,569.00	\$70,569.00	\$70,569.00	\$0.00	Incomplete
	Dedication Sign - Lance Corporal J.S. Nash	Dedication Sign	SCDOT	\$500.00	\$500.00	\$500.00	\$0.00	Complete
<b>TOTALS</b>				<b>\$ 1,479,411</b>	<b>\$ 1,472,411</b>	<b>\$ 1,479,411</b>	<b>\$ -</b>	

### STATE ROAD MATCH PROJECTS

Note: Actual Expenses can reflect multiple fiscal years.

ROAD - ROUTE	PROJECT DESCRIPTION	WORK TYPE	RESPONSIBLE AGENCY	BUDGET	FISCAL YEAR	TO DATE	REMAINING BUDGET	
					EXPENDITURES	EXPENDITURES		
							\$0.00	Complete
<b>TOTALS</b>				<b>\$ -</b>	<b>\$ -</b>	<b>\$ -</b>	<b>\$ -</b>	

LOCAL ROUTE	PROJECT DESCRIPTION	WORK TYPE	RESPONSIBLE AGENCY	BUDGET	EXPENDITURES	EXPENDITURES	REMAINING BUDGET
----------------	---------------------	-----------	-----------------------	--------	--------------	--------------	---------------------

EXPENDITURES FOR STATE ROAD PROJECTS AND MATCH PROJECTS IN EXCESS OF MATCH AMOUNT (AS A PERCENT POE TOTAL INCOME) = 50.9%

CTC CHAIRMAN:

DATE:

PREPARED BY:

TITLE:

P.G.

FINANCIAL ANALYST



**BEAUFORT COUNTY ANNUAL C FUND REPORT**  
**JULY 1, 2011- JUNE 30, 2012**

10/1/2012

**INCOME AND EXPENSES**

Balance of Funds as of July 1, 2011		\$1,992,290
Income:		
Funds Received for Period July 1, 2010 through June 30, 2012	\$1,607,564	
Interest Earned for Period July 1, 2010 through June 30, 2012	\$6,120	
Total Income		<u>\$1,613,684</u>
Expenses:		
Administrative Expenses	\$594	
Local Paving Project Expenditures	\$644,940	
State Road Project Expenditures	\$0	
Total Expenditures		<u>\$645,534</u>
Balance of Funds as of June 30, 2012		<u>\$2,960,440</u>

**FUNDING COMMITMENTS**

Local Paving Projects	\$2,048,530	
State Road Projects	\$0	
Total Committed Funds		<u>\$2,048,530</u>
Total Uncommitted Funds Available for New Projects		<u>\$911,910</u>

BEAUFORT COUNTY ANNUAL C FUND REPORT  
JULY 1, 2011 - JUNE 30, 2012

10/1/2012

LOCAL PAVING PROJECTS

LOCAL ROUTE	PROJECT DESCRIPTION	WORK TYPE	RESPONSIBLE AGENCY	BUDGET	TOTAL EXPENDITURES	CURRENT FY EXPENDITURES	REMAINING BUDGET
	Contract 39 Frame Ave	Paving/Drainage	County	\$93,597	\$93,597	\$2,500	\$0
	Contract 42 E. River Rd, W. River Rd, Central Dr	Paving/Drainage	County	\$581,469	\$581,469	\$114,212	\$0
	Contract 44 Forman Hill Road	Paving/Drainage	County	\$506,899	\$502,911	\$502,911	\$3,988
	Contract 45 Salt Creek West, Ferguson Ln, LH Nelson Rd River Oaks, Gumwood Dr	Paving/Drainage	County	\$912,158	\$25,317	\$25,317	\$886,841
	Contract 46 Halifax Dr, Coleman Rd, Queens Rd, CeeCee Rd	Paving/Drainage	County	\$1,157,701	\$0	\$0	\$1,157,701
Total Local Paving Projects				\$3,251,824	\$1,203,294	\$644,940	\$2,048,530

EXPENDITURES FOR LOCAL PAVING PROJECTS AS PERCENT OF TOTAL INCOME= 40%

BEAUFORT COUNTY ANNUAL C FUND REPORT  
JULY 1, 2011 - JUNE 30, 2012

10/1/2012

STATE ROAD PROJECTS

ROAD- ROUTE	PROJECT DESCRIPTION	WORK TYPE	RESPONSIBLE		BUDGET	TOTAL EXPENDITURES	CURRENT FY EXPENDITURES	REMAINING BUDGET
			AGENCY					

TOTALS

\$0

\$0

\$0

EXPENDITURES FOR STATE ROAD PROJECTS AS PERCENT OF TOTAL INCOME = 0%

CTC Chairman: Irvin Campbell  
Irvin Campbell

Date: 10/12/12

**BERKELEY COUNTY ANNUAL C-FUND REPORT  
JULY 1, 2011 – JUNE 30, 2012**

**INCOME & EXPENSES**

Balance of Funds as of July 1, 2011		\$10,911,309.83
Income:		
Gas Tax Funds Accrued for Period July 1, 2011 through June 30, 2012	\$ 2,402,528.31	
Interest Earned for Period July 1, 2011 through June 30, 2012	\$ 3,392.73	
Other Funds Received for Period July 1, 2011 through June 30, 2012	\$ 95,168.74	
 Total Income		 \$ 2,501,089.78
Expenses:		
Administrative Expenses	\$ 33.41	
Per Diem Expenses	\$ 0.00	
Local Paving Expenditures	\$ 5,260,738.75	
State Road Project Expenditures	\$ 113,764.90	
 Total Expenditures		 \$ 5,374,537.06
 Balance of Funds as of June 30, 2012		 \$ 8,037,862.55

**FUNDING COMMITMENTS**

Local Paving Projects (balance)	\$ 4,839,576.41	
State Road Projects (balance)	\$ 692,387.10	
 Total Committed Funds (balance)		 \$ 5,531,963.51
 Total Uncommitted Funds Available for New Projects		 \$ 2,505,899.04
 Uncommitted Funds as a Percentage of Total Income* is 107.8%		

LOCAL PAVING PROJECTS							
ROAD/ ROUTE	PROJECT DESCRIPTION	WORK TYPE	RESPONSIBLE AGENCY	BUDGET	TOTAL EXPENDITURES	FY 11/12 EXPENDITURES	REMAINING BUDGET
	04 B 005 Cyrus Lane	Right of way acquisition	Berkeley County	15,000.00	0.00	0.00	15,000.00
	04 B 008 Irby Drive	Right of way acquisition	Berkeley County	15,000.00	0.00	0.00	15,000.00
	04 B 010 Joy Drive	Right of way acquisition	Berkeley County	15,000.00	1,252.67	0.00	13,747.33
	04 B 013 Holiday Drive	Repair & resurfacing	Berkeley County	327,200.00	0.00	0.00	327,200.00
	06 B 002 Pond Road Design Revision	Engineering & bid documents for paving & related improvements	Berkeley County	37,000.00	31,020.29	1,910.29	5,979.71
	07 B 005 Pond Road	Paving & related improvements	Berkeley County	330,700.00	372,648.86	349,245.84	(41,948.86)
	08 G 005 Municipal Center Hiker/Biker Trail	Multipurpose trail	City of Goose Creek	49,100.00	0.00	0.00	49,100.00
	09 B 001 Hamlet Circle	Repair & resurfacing	Berkeley County	88,100.00	0.00	0.00	88,100.00
	09 B 004 Local Road Resurfacing-2009	Local Road Resurfacing	Berkeley County	2,773,600.00	2,069,450.15	2,019,245.39	704,149.85
	09 G 005 Municipal Center Hiker/Biker Trail	Multipurpose trail	City of Goose Creek	37,300.00	0.00	0.00	37,300.00
	09 B 006 Sangaree Parkway Sidewalk	Sidewalks & related improvements	Berkeley County	9,675.00	0.00	0.00	9,675.00
	09 B 007 Tomaka Drive Sidewalk	Sidewalks & related improvements	Berkeley County	3,950.00	10,815.14	10,815.14	31,684.86
	09 B 008 Longstreet Street Sidewalk	Sidewalks & related improvements	Berkeley County	19,250.00	These projects were combined with 09 B 007 in a single design contract. Expenditures and balance are reported in combination with 09 B 007.		
	09 B 009 Beauregard Road Sidewalk	Sidewalks & related improvements	Berkeley County	19,300.00			
	09 M 010 Moncks Corner Recreation Complex Trails	Multipurpose trail	Town of Moncks Corner	100,000.00	0.00	0.00	100,000.00



LOCAL PAVING PROJECTS							
ROAD/ ROUTE	PROJECT DESCRIPTION	WORK TYPE	RESPONSIBLE AGENCY	BUDGET	TOTAL EXPENDITURES	FY 11/12 EXPENDITURES	REMAINING BUDGET
	09 B 011 Gainesborough Drive	Engineering & bid documents for widening & related improvements	Berkeley County	50,000.00	27,053.77	6,586.87	22,946.23
	09 B 012 Gainesborough Drive	Road widening & related improvements	Berkeley County	850,000.00	62.76	62.76	849,937.24
	10 M 001 Moncks Corner Recreation Complex Road	Road construction	Town of Moncks Corner	325,000.00	0.00	0.00	325,000.00
	10 B 002 Trinity Church Road	Engineering & bid documents for paving & related improvements	Berkeley County	118,600.00	122,877.09	5,449.25	(4,277.09)
	10 B 003 Trinity Church Road	Paving & related improvements	Berkeley County	670,000.00	1,117.76	15.56	668,882.24
	10 H 004 Tanner Plantation Trail	Multipurpose trail	City of Hanahan	66,400.00	0.00	0.00	66,400.00
	10 G 008 Plantation North Trail – Phase 2	Multipurpose trail	City of Goose Creek	17,900.00	0.00	0.00	17,900.00
	11 B 001 County Road Resurfacing (formerly Contract B)	Repair & resurfacing	Berkeley County	3,700,000.00	2,871,800.10	2,867,407.65	828,199.90
	11 B 004 Hamlet Circle	Repair & resurfacing	Berkeley County	125,000.00	0.00	0.00	125,000.00
	11 B 006 County Road Resurfacing - 2011	Repair & resurfacing	Berkeley County	534,600.00	0.00	0.00	534,600.00
	12 B 001 Gainesborough Drive Design Revision	Engineering & bid documents for widening & related improvements	Berkeley County	50,000.00	0.00	0.00	50,000.00
						5,260,738.75	

TOTAL EXPENDITURES FOR LOCAL PAVING PROJECTS:

\$5,260,738.75

TOTAL EXPENDITURES FOR LOCAL PAVING PROJECTS AS PERCENT OF TOTAL INCOME\*:

226.2%

STATE ROAD PROJECTS							
ROAD/ROUTE	PROJECT DESCRIPTION	WORK TYPE	RESPONSIBLE AGENCY	BUDGET	TOTAL EXPENDITURES	FY 11/12 EXPENDITURES	REMAINING BUDGET
S-126	10 D 006 Mendel Rivers Road	Repair & resurfacing	SCDOT	568,000.00	0.00	0.00	568,000.00
S-313	10 D 007 Pineview Drive	Repair/replace drainage structures	SCDOT	10,000.00	0.00	0.00	10,000.00
S-708	11 D 003 Viper Road	Repair & resurfacing	SCDOT	82,500.00	0.00	0.00	82,500.00
	11D 005 State Road Resurfacing - 2011	Repair & resurfacing	SCDOT	2,696,100.00	2,696,100.00	0.00	0.00
US 176	12 D 007 Cane Bay/US 176 Traffic Signal	Traffic Signal	SCDOT	145,652.00	113,764.90	113,764.90	31,887.10
						113,764.90	

STATE ROAD MATCH PROJECTS								
ROAD/ROUTE	PROJECT DESCRIPTION	WORK TYPE	RESPONSIBLE AGENCY	CTC PROGRAM MATCH FUNDS COMMITTED	EXPENDITURES	CURRENT FISCAL YEAR EXPENDITURES	REMAINING BUDGET	CURRENT FISCAL YEAR EXPENDITURES IN EXCESS OF MATCH AMOUNT **
				0.00	0.00	0.00	0.00	0.00

**EXPENDITURES FOR STATE ROAD PROJECTS AND MATCH PROJECTS IN EXCESS OF MATCH AMOUNT AS PERCENT OF TOTAL INCOME\* = 4.9%**

\* For purposes of this report, "total income" is the County's "apportionment" as described in SC Code Section 12-28-2740.

\*\* For match programs only CTC expenditures in excess of match amounts may be applied towards meeting the 25% requirement for expenditure on the State highway system.

CTC Chairman: W. Starnes

Date: 11/29/2012

**Revision 1 on October 26, 2012**

## INCOME AND EXPENSES

Balance of Funds as of July 1, 2011	<u>\$ 12,640,539</u>
	<u>\$ 12,640,539</u>

## Income:

Funds Received for Period July 1, 2011 through June 30, 2012	\$	4,428,087	
Interest Earned for Period July 1, 2011 through June 30, 2012	\$	28,641	
Total Income			\$ 4,456,728

Expenses:

Administrative Expenses	\$	2,000	
Local Road Project Expenditures	\$	1,915,317	
State Road Project Expenditures	\$	4,762,430	
State Road Match Expenditures	\$	65,499	
Total Expenditures			\$ 6,745,246

Balance of Funds as of June 30, 2012	\$ 10,352,021
--------------------------------------	---------------

## **FUNDING COMMITMENTS**

Local Road Projects	\$ 2,932,066
State Road Projects	\$ 6,736,570
State Road match Projects	\$ 127,283
Total Committed Funds	\$ 9,795,920
Total Uncommitted Funds Available for New Projects	\$ 556,101

Uncommitted Funds as Percent of Total Income = 12.5%

CTC Chairman W. J. O'Neil

Date: Nov. 8, 2012

# LOCAL PAVING PROJECTS

LOCAL ROUTE	Orig Key	PROJECT DESCRIPTION	WORK TYPE	RESPONSIBLE AGENCY	BUDGET	TOTAL EXPENDITURES	Current Fiscal Year Expenditures	REMAINING BUDGET	Current Fiscal Year Expenditures in excess
	W42046003	54th-57th Ave Drainage	Drainage	Charleston County	\$ 100,000	\$ 100,000	\$ -	\$ -	\$ -
	W42006709	Alston Avenue	Paving	Charleston County	\$ 66,000	\$ 21,962	\$ -	\$ 44,038	\$ -
	W42046204	Botany Bay Road Paving	Paving	Charleston County	\$ 120,000	\$ 14,780	\$ 14,780	\$ 105,220	\$ -
	W42046901	Byrnes Down Sidewalk	Sidewalks	Charleston County	\$ 93,500	\$ 65,455	\$ -	\$ 28,045	\$ -
	W42046102	Dunes West		Charleston County	\$ 100,000	\$ -	\$ -	\$ 100,000	\$ -
	W42006805	Foxwood/Popperdam Sidewalks	Sidewalks	Charleston County	\$ 398,903	\$ 398,903	\$ -	\$ -	\$ -
	W42046902	Hampton Place	Paving	Charleston County	\$ 7,043	\$ 7,043	\$ -	\$ -	\$ -
	W42006510	Lincolnton Misc	Road Materials	Charleston County	\$ 180,000	\$ 68,592	\$ 24,632	\$ 111,408	\$ -
	W42006005	New Road	Paving	Charleston County	\$ 84,532	\$ 84,532	\$ -	\$ 0	\$ -
	W42006410	New Road	Paving	Charleston County	\$ -	\$ -	\$ -	\$ -	\$ -
	W42006508	New Road	Paving	Charleston County	\$ -	\$ -	\$ -	\$ -	\$ -
	W42046201	Palmetto Fort Subdivision		Charleston County	\$ 100,000	\$ 375	\$ 375	\$ 99,625	\$ -
	W42006511	Pavement Management	Software	Charleston County	\$ 75,000	\$ 54,916	\$ -	\$ 20,084	\$ -
	W42046101	Peaceful Way		Charleston County	\$ 41,300	\$ 29,258	\$ 29,258	\$ 12,042	\$ -
	W42046001	Proj Req Evals		Charleston County	\$ 10,000	\$ 8,079	\$ 3,045	\$ 1,921	\$ -
(91% State, 9% Local)	W42047907	Resurfacing FY09	Resurfacing	Charleston County	\$ 400,759	\$ 400,310	\$ 50,038	\$ 448	\$ -
(80% State, 20% Local)	W42047008	Resurfacing FY10	Resurfacing	Charleston County	\$ 878,139	\$ 773,967	\$ 503,690	\$ 104,173	\$ -
(71% State, 29% Local)	W42040001	Resurfacing	Resurfacing	Charleston County	\$ 2,267,993	\$ 653,828	\$ 651,186	\$ 1,614,166	\$ -
(46% local/54% State)	W42047901	Road Rating Pavement		Charleston County	\$ 92,000	\$ 91,324	\$ -	\$ 676	\$ -
	W42047902	S Rhett Connection	Roadway Construction	Charleston County	\$ 490,000	\$ 407,015	\$ 76	\$ 72,985	\$ -
	W42046103	Seabrook Blk/Pad Path		Charleston County	\$ 112,000	\$ 112,000	\$ 112,000	\$ -	\$ -
	W42046904	Seawater Drive and Elias Lane	Paving	Charleston County	\$ 478,657	\$ 450,698	\$ 1,028	\$ 27,958	\$ -
	W42046004	Specification Book	Spec book	Charleston County	\$ 35,000	\$ 2,189	\$ 1,941	\$ 32,811	\$ -
	W42046203	Tangor Blvd Extension		Charleston County	\$ 250,000	\$ 250,000	\$ 250,000	\$ -	\$ -
	W42046202	Troxler Ave		Charleston County	\$ 175,000	\$ 41,528	\$ 41,528	\$ 133,472	\$ -
	W42006305	West Boundary	Paving	Charleston County	\$ 318,101	\$ 45,108	\$ 14,544	\$ 272,993	\$ -
	W42006712	West Dolphin	Drainage	Charleston County	\$ 150,000	\$ -	\$ -	\$ 150,000	\$ -
	W42046905	Wingo Way Drainage	Drainage	Charleston County	\$ 324,167	\$ 324,167	\$ 217,197	\$ 0	\$ -
	TOTALS				\$ 7,338,095	\$ 4,406,029	\$ 1,915,317	\$ 2,932,066	\$ -

EXPENDITURES FOR LOCAL ROAD PROJECTS AS PERCENT OF TOTAL INCOME =

43.0%

# STATE ROAD PROJECTS

ROAD ROUTE	Org Key	PROJECT DESCRIPTION	WORK TYPE	RESPONSIBLE AGENCY	
S-689	W42047111	52nd/57th Drainage	Drainage	Charleston County	\$
S-1210	W42007808	Ashley Hall Road	Sidewalk	Charleston County	\$
I526 Ramp	W42047906	526 EB Connector/International	Intersection Improvement	Charleston County	\$
S-659	W42047007	Cherry St Improvements	Roadway Construction	Charleston County	\$
S-659	W42047103	Cherry St Improvements	Roadway Construction	Charleston County	\$
S-659	W42047202	Cherry St Improvements	Roadway Construction	Charleston County	\$
S-2028	W42047004	Cross City at Dorchester	Intersection Improvement	Charleston County	\$
S-728	W42047005	Dogwood Rd Sidewalk	Sidewalks	Charleston County	\$
S-728	W42047101	Dogwood Rd Sidewalk	Sidewalks	Charleston County	\$
S-658	W42047006	Fleishburne St	Sidewalks	Charleston County	\$
S-64 and S-387	W42047108	Ft. Johnson/Socastownville	Intersection Improvement	Charleston County	\$
Various	W42047904	FY09 Projects	Signs	Charleston County	\$
S-95	W42007008	Grimball Road Sidewalk II	Sidewalk	Charleston County	\$
S-94	W42007813	Grimball Road Sidewalk II 06	Sidewalk	Charleston County	\$
S-94	W42047905	Grimball Road Sidewalk Phase II	Sidewalk	Charleston County	\$
I526 Ramp	W42047011	I-526/International turn	Intersection Improvement	Charleston County	\$
I526 Ramp	W42047102	I526 West Turn Lane	Intersection Improvement	Charleston County	\$
S-881	W42047109	Lincoln Ave Sidewalk	Sidewalk	Charleston County	\$
S-55	W42047104	Mathis Ferry Bike Path	Bike Path	Charleston County	\$
SC61/1883	W42007708	McConnell/Magwood	Intersection Improvement	Charleston County	\$
S-599	W42007506	Middle Street	Drainage	Charleston County	\$
S-599	W42007808	Middle Street Drainage	Drainage	Charleston County	\$
Various	W42047110	Museum Signs		Charleston County	\$
SC 7	W42047205	Northbridge Park Path		Charleston County	\$
S-663/1595	W42046903	Rod Sunset	Intersection	Charleston County	\$
(91% State, 9% Local)	W42047907	Resurfacing FY09	Resurfacing	Charleston County	\$
(80% State, 20% Local)	W42047008	Resurfacing FY10	Resurfacing	Charleston County	\$
(71% State, 29% Local)	W42040001	Resurfacing	Resurfacing	Charleston County	\$
S-51/S-821	W42047002	Rifle Range at 6 mile	Intersection Improvement	Charleston County	\$
S-51/S-821	W42007809	Rifle Range/ Six mile Intersection	Intersection Improvement	Charleston County	\$
S-542 and US 52	W42047105	Rivers/Otranto Road	Intersection Improvement	Charleston County	\$
SC41	W42047204	Rivertowne Parkway/Dunes V		Charleston County	\$
(46% local/54% State)	W42047901	Road Rating Pavement	Engineering Analysis	Charleston County	\$
Various	W42047201	SCDOT Dedication Signs FY12		Charleston County	\$
SC 61	W42047106	St Andrews Bike Path	Bike Path	Charleston County	\$
S-1168	W42047107	Savage Road Sidewalk	Sidewalk	Charleston County	\$
US17	W42047003	US17 at Buckhorn	Intersection Improvement	Charleston County	\$
US17	W42047001	US17 at I526 Barrier wall	Median	Charleston County	\$
US17/SC165	W42007812	US17/165 Intersection	Intersection Improvement	Charleston County	\$
US17/SC175	W42047010	US17N at SC174 Turn Lane	Turn lane	Charleston County	\$
US17/SC174	W42047903	US17N at SC174 Turn Lane	Turn lane	Charleston County	\$
S-26	W42047012	Wappoo Road Sidewalk	Sidewalk	Charleston County	\$
S-26	W42047203	Wappoo Road Sidewalk - Drainage	Sidewalk	Charleston County	\$
		TOTALS			\$

EXPENDITURES FOR STATE ROAD PROJECTS AS PERCENT OF TOTAL INCOME =



BUDGET	TOTAL EXPENDITURES	Current Fiscal Year Expenditures	REMAINING BUDGET	Current Fiscal Year Expenditures in excess
100,000 \$	100,000 \$	- \$	-	
40,000 \$	38,731 \$	- \$	1,269 \$	-
100,000 \$	83,654	\$	16,346 \$	-
77,765 \$	48,116 \$	15,232 \$	29,649 \$	-
70,000 \$	- \$	- \$	70,000 \$	-
100,000 \$	- \$	- \$	100,000 \$	-
240,000 \$	239,168 \$	28,974 \$	832 \$	-
185,000 \$	35,428 \$	532 \$	149,572 \$	-
150,000 \$	- \$	- \$	150,000 \$	-
90,000 \$	52,150 \$	- \$	37,850 \$	-
14,393 \$	14,393 \$	- \$	(0) \$	-
5,000 \$	4,500 \$	2,000 \$	500 \$	-
110,000 \$	-	\$	110,000 \$	-
413,958 \$	224,957 \$	222,972 \$	189,001 \$	-
200,000 \$	87,258 \$	660 \$	112,742 \$	-
185,000 \$	23,301 \$	4,329 \$	141,689 \$	-
150,000 \$	1,645 \$	529 \$	148,355 \$	-
80,000 \$	790 \$	790 \$	79,210 \$	-
120,000 \$	7,744 \$	3,704 \$	112,266 \$	-
- \$	- \$	- \$	- \$	-
242,839 \$	242,839 \$	- \$	0 \$	-
50,000 \$	24,603	\$	25,397 \$	-
7,000 \$	- \$	- \$	7,000 \$	-
50,000 \$	- \$	- \$	50,000 \$	-
100,000 \$	40,132 \$	1,215 \$	59,868 \$	-
3,954,672 \$	3,950,247 \$	493,768 \$	4,425 \$	-
3,474,358 \$	3,062,198 \$	1,992,849 \$	412,159 \$	-
5,645,389 \$	1,827,479 \$	1,620,903 \$	4,017,910 \$	-
65,000 \$	65,000 \$	85,000 \$	- \$	-
125,000 \$	125,000 \$	- \$	- \$	-
175,000 \$	45,203 \$	15,876 \$	129,797 \$	-
190,000 \$	32,208 \$	32,208 \$	67,792 \$	-
108,000 \$	107,206 \$	- \$	794 \$	-
5,000 \$	- \$	- \$	5,000 \$	-
133,235 \$	133,235 \$	118,298 \$	0 \$	-
80,000 \$	70,195 \$	67,533 \$	9,805 \$	-
200,000 \$	38,545 \$	7,853 \$	161,455 \$	-
50,000 \$	50,000 \$	39,731 \$	(0) \$	-
265,254 \$	265,255	\$	- \$	-
85,000 \$	5,148 \$	1,209 \$	79,852 \$	-
154,350 \$	21,877 \$	2,143 \$	132,473 \$	-
48,649 \$	22,375 \$	22,210 \$	27,274 \$	-
100,000 \$	3,711 \$	3,711 \$	96,289 \$	-
17,630,862 \$	10,894,292 \$	4,762,430 \$	6,736,570 \$	- \$

106.9%

# STATE ROAD MATCH PROJECTS

ROAD ROUTE	Org Key	PROJECT DESCRIPTION	WORK TYPE	RESPONSIBLE AGENCY	CTC Program Match Funds Committed	TOTAL EXPENDITURES	Current Fiscal Year Expenditures	REMAINING BUDGET	Current Fiscal Year Expenditures in excess
S-1373	W42019501	Orleans Sidewalk	Sidewalk	Charleston County	\$ 125,000	\$ 105,891	\$ -	\$ 19,309	\$ -
US17/S-584	W42019502	US17 Turn Lane	Turn Lane	Charleston County	\$ 87,500	\$ 46,015	\$ -	\$ 41,485	\$ -
I-526/SC7	W42019503	SC7 Ramp	Turn Lane	Charleston County	\$ 115,000	\$ 98,142	\$ -	\$ 16,858	\$ -
US17/S-317	W42019504	US17/Davison	Intersection Improvement	Charleston County	\$ 172,500	\$ 148,056	\$ -	\$ 24,444	\$ -
S-1210	W42019506	Ashley Hall Sidewalk	Sidewalk	Charleston County	\$ 45,000	\$ 19,654	\$ -	\$ 25,346	\$ -
SC-171	W42019505	Folly Road Sidewalk Design	Sidewalk	Charleston County	\$ 4,091	\$ 4,091	\$ -	\$ (0)	\$ -
Various	W42019001	C Fund SMP 10 (2009)	State Match	Charleston County	\$ 338,000	\$ 338,159	\$ 65,499	\$ (159)	\$ -
					\$ 887,091	\$ 759,808	\$ 65,499	\$ 127,283	\$ -

EXPENDITURES FOR STATE ROAD MATCH PROJECTS AS PERCENT OF TOTAL INCOME =

1.5%

Contract Name	CTC 09	Ratio	CTC 10	Ratio	CTC 11	Ratio
State System Expenditures	\$493,768.19	90.8%	\$1,692,348.95	79.8%	\$1,620,902.70	71.3%
Local System Expenditures	\$50,037.52	9.2%	\$500,689.93	20.2%	\$651,185.65	28.7%
Total	\$543,805.70		\$2,496,538.88		\$2,272,088.36	

Routes	S-10-1068	S-690	S-497
	S-10-1505	S-1533	S-426
	S-10-579	S-1804	S-1289
	S-10-881	S-160	S-1290
	S-10-881	S-1151	S-1291
	S-1328	S-387	S-914
	S-1965	S-394	S-2114
	S-38	S-1748	S-917
	S-1448	S-1519	S-2122
	S-1328	S-2155	S-1107
	S-55	S-615	S-984
		S-80	S-1959
		S-469	S-691
		S-681	S-60
		S-2388	S-133
		S-2421	S-2406
		S-780	S-752
		S-671	S-2092
		S-2145	S-60
		S-2076	S-2407
		S-2005	S-921
		S-2074	S-1536
		S-2370	S-360
		S-1027	S-350
		S-908	S-32
		S-2066	S-1624
		S-2449	S-284
		S-299	S-1599
		S-1863	S-703
		S-1953	
		S-673	
		S-119	
		S-1024	
		S-913	
		S-387	
		S-1560	
		S-908	
		S-1562	
		S-1281	
		S-1168	
		S-2077	
		S-1342	
		S-696	
		S-1560	
		S-2278	
		S-1805	
		S-2391	
		S-432	
		S-547	
		S-2437	
		S-2075	
		S-1506	
		S-2191	
		S-2180	
		S-171	
		S-2159	
		S-2480	
		S-1717	



CHEROKEE COUNTY CTC ANNUAL C FUND REPORT  
JULY 1, 2011 - JUNE 30, 2012

**INCOME AND EXPENSES**

Balance of Funds as of July 1, 2011 ..... \$ 1,353,801

Income:

Funds Received for Period July 1, 2011 through June 30, 2012	\$ 1,094,523	
Interest Earned for Period July 1, 2011 through June 30, 2012	\$ 165	
Total Income .....		\$ 1,094,688

Expenses:

Administrative Expenses	\$ -	
Local Paving Project Expenditures	\$ 963,312	
State Road Project Expenditures	\$ 343,743	
State Road Match Expenditures	\$ -	
Total Expenditures		<u>\$ 1,307,056</u>

Balance of Funds as of June 30, 2012 ..... \$ 1,141,433

**FUNDING COMMITMENTS**

Local Paving Projects	\$ 152,503	
State Road Projects	\$ 152,155	
State Road Match Projects	\$ -	
Total Committed Funds		<u>\$ 304,659</u>
Total Uncommitted Funds Available for New Projects .....		\$ 836,775



### LOCAL PAVING PROJECTS

LOCAL ROUTE	PROJECT DESCRIPTION	WORK TYPE	RESPONSIBLE AGENCY	BID #	BUDGET	TOTAL EXPENDITURES	CURRENT FISCAL YEAR EXPENDITURES	REMAINING BUDGET
	2011-19	RESURFACE	COUNTY	2011-19	926,934	945,879	945,879	(18,945)
	GRAVEL	GRAVEL	COUNTY		16,934	16,934	16,934	-
	SIGNAGE	SIGNAGE	COUNTY		500	500	500	-
TOTALS					\$ 944,368	\$ 963,312	\$ 963,312	\$ (18,945)

EXPENDITURES FOR LOCAL PAVING PROJECTS AS PERCENT OF TOTAL INCOME = 88.0%

### STATE ROAD PROJECTS

ROAD - ROUTE	PROJECT DESCRIPTION	WORK TYPE	RESPONSIBLE AGENCY	BUDGET	EXPENDITURES	CURRENT FISCAL YEAR EXPENDITURES	REMAINING BUDGET
	2011-19	RESURFACE	COUNTY	2011-19	339,982	335,071	4,911
	MARKINGS AND PAINTING	MARKINGS	COUNTY		6,033	6,033	-
	TESTING	TESTING	COUNTY		2,640	2,640	-
TOTALS					\$ 348,655	\$ 343,743	\$ 4,911

### STATE ROAD MATCH PROJECTS

ROAD - ROUTE	PROJECT DESCRIPTION	WORK TYPE	RESPONSIBLE AGENCY	CTC PROGRAM MATCH FUNDS COMMITTED	EXPENDITURES	CURRENT FISCAL YEAR EXPENDITURES	REMAINING BUDGET
TOTALS					\$ -	\$ -	\$ -

EXPENDITURES FOR STATE ROAD PROJECTS AND MATCH PROJECTS IN EXCESS OF MATCH AMOUNT AS PERCENT OF TOTAL INCOME = 31.4%

\* Note: For match programs only CTC expenditures in excess of match amounts may be applied towards meeting the 25% requirement for expenditure on the state highway system

# FUNDING COMMITMENTS

## LOCAL PAVING PROJECTS

LOCAL ROUTE	PROJECT DESCRIPTION	WORK TYPE	RESPONSIBLE AGENCY			BUDGET	TOTAL EXPENDITURES	CURRENT FISCAL YEAR EXPENDITURES	REMAINING BUDGET
2013-01		RESURFACE	COUNTY			152,503			152,503
									-
									-
									-
									-
						\$ 152,503	\$ -	\$ -	\$ 152,503

**STATE ROAD PROJECTS**

ROAD - ROUTE	PROJECT DESCRIPTION	WORK TYPE	RESPONSIBLE AGENCY			BUDGET	EXPENDITURES	CURRENT FISCAL YEAR EXPENDITURES	REMAINING BUDGET
2013-01		RESURFACE	COUNTY			152,155			152,155

TOTALS

---

\$	152,155	\$	-	\$	-	\$	152,155
----	---------	----	---	----	---	----	---------

CTC Chairman:



TIM SPENCER

Date:

9-21-12

## CHESTER COUNTY CTC ANNUAL C FUND REPORT

JULY 1, 2011 - JUNE 30, 2012

### INCOME AND EXPENSES

Balance of Funds as of July 1, 2011 ..... \$ 2,068,882

Income:

Funds Received for Period July 1, 2011 through June 30, 2012	\$ 1,015,573	
Interest Earned for Period July 1, 2011 through June 30, 2012	\$ 3,269	
Total Income .....		\$ 1,018,842

Expenses:

Administrative Expenses	\$ -	
Local Paving Project Expenditures	\$ 1,496,454	
State Road Project Expenditures	\$ 484,870	
Total Expenditures		\$ 1,981,324
Balance of Funds as of June 30, 2012 .....		\$ 1,106,400

### FUNDING COMMITMENTS

Local Paving Projects	\$ 293,944	
State Road Projects	\$ -	
Total Committed Funds		\$ 293,944
Total Uncommitted Funds Available for New Projects .....		\$ 812,456

# LOCAL PAVING PROJECTS

LOCAL ROUTE	PROJECT DESCRIPTION	WORK TYPE	RESPONSIBLE AGENCY	BUDGET	TOTAL EXPENDITURES	CURRENT FISCAL YEAR EXPENDITURES	REMAINING BUDGET
Various	Miscellaneous - Sign Material	Misc.	County	\$ 11,661	\$ 11,661	\$ 11,661	\$ (0)
Various	2010 CM/2010 RIP - Murdock Rd., Antler Rd., Snellgrove Rd., Fawn Rd., Doe Rd.	Resurfacing	County	\$ 502,787	\$ 662,156	\$ 606,242	\$ (159,370)
Various	Road and Parking Improvements - Rodman Sports Complex, Richburg Fire Station (Old), Stone Rd. Transfer, Golden Maple Road (Driveways)	Resurfacing	County	\$ 282,390	\$ 294,686	\$ -	\$ (12,296)
Various	CTC Consulting	Drainage	County	\$ 100,000	\$ 81,641	\$ 63,607	\$ 18,359
Various	2011 Resurfacing Project - Piper Dr., King Air Rd., Rodman Sports Complex Rd., Industrial Dr., Roddey Complex Parking Lot, West Chester Fire Dept. lot	Resurfacing	County	\$ 351,670	\$ 351,670	\$ 351,670	\$ -
Various	2012 Chester Reclamation - Country Pine Rd., Hicklin Rd. Tickle Hill Rd., Phil Grant Rd., Hosea Strong Rd., Mayhugh Rd., Poverty Hollow Rd.	Resurfacing	County	\$ 575,238	\$ 53,955	\$ 53,955	\$ 521,283
Various	2011 RIP - 5 County Roadways	Resurfacing	County	\$ 371,354	\$ 78,255	\$ 62,930	\$ 293,099
Various	Research and Development Park (Main Entrance)	Resurfacing	County	\$ 402,401	\$ 376,889	\$ 346,389	\$ 25,512
TOTALS				\$ 2,597,500	\$ 1,910,912	\$ 1,496,454	\$ 686,587
EXPENDITURES FOR LOCAL PAVING PROJECTS AS PERCENT OF TOTAL INCOME =				146.9%			



# STATE ROAD PROJECTS

ROAD - ROUTE	PROJECT DESCRIPTION	WORK TYPE	RESPONSIBLE AGENCY	BUDGET	EXPENDITURES	CURRENT FISCAL YEAR EXPENDITURES	REMAINING BUDGET
89,471 585,166	Forest Ave., Hilltop Rd., Ballpark Rd., Brendale Rd.	Resurfacing	SCDOT	\$ 441,715	\$ 340,169	44,870	\$ 101,546
S-885, S-188 S-37 S-865	Nell Ramsey Rd. Purly Rd. Sunset Dr. Bobby Butler Rd.	Resurfacing	SCDOT	\$ 440,000	\$ 440,000	440,000	\$ -
TOTALS				\$ 881,715	\$ 780,169	\$ 484,870	\$ 101,546

EXPENDITURES FOR STATE ROAD PROJECTS AS PERCENT OF TOTAL INCOME = 47.59%

CTC Chairman:

(Signature)

Date:

11/9/12

# CLARENDON COUNTY ANNUAL C FUND REPORT

## JULY 2011 - JUNE 2012

### INCOME AND EXPENSES:

Balance of Funds as of July 1, 2011		\$552,206
Income:		
Funds Received for Period July 1, 2011 through June 30, 2012	1,091,002	
Interest Earned for Period July 1, 2011 through June 30, 2012	817	
Total Income:		<u>1,091,819</u>
Expenses:		
Administrative Expenses	\$138	
Local Paving Projects	807,143	
State Road Projects	275,000	
State Road Match	0	
Total Expenses:		<u>1,082,281</u>
Balance of Funds as of June 30, 2012		<u><u>\$561,743</u></u>

### FUNDING COMMITMENTS:

Local Paving Projects	20,423	
State Road Projects	0	
State Road Match	0	
Total Committed Funds		<u>\$20,423</u>
Total Uncommitted Funds Available for New Projects		<u>\$541,320</u>
Uncommitted Funds as a Percentage of Total Income		49.6%
Local Expenditures as a Percentage of Total Income		73.9%
State Road Project Expenditures as a Percentage of Total Income		25.2%

## Clarendon County C-Program Statement

Project Description	Local Route	Work type	Responsible Agency
<b>Local Paving Projects</b>			
Materials for road maintenance (reconstituted asphalt)	N/A	Materials	County
Maple St/Gym Parking	N/A	Improvement	County
DeBerry Rd	S-631	Improvement	County
Goodwill Church Rd	N/A	Improvement	County
Gibbons Street Park - Parking	N/A	Improvement	City of Manning
Administration Complex - Parking	N/A	Improvement	County
Administrative expenses	N/A	Admin.	County
<b>Totals</b>			
<b>State Road Projects</b>			
Rev J W Carter Rd (US 301 to S 25)	S-14	Resf & patch	SCDOT
<b>Totals</b>			


### State Road Match Projects

None

### TOTAL COMMITTED FUNDS

\* C - Project completed

O- Open



By: Dwight L. Stewart, Jr., Chairman  
Clarendon County Transportation Committee

10/5/12  
(Date)

Total Budget	Total Expenditures	Current Yr Expenditures	Remaining Budget	Completed Variance	Status*
325,000	322,497	322,497	0	(2,503)	C
10,000	10,000	10,000	0	N/A	C
130,650	134,554	134,554	0	(3,904)	C
96,530	98,845	98,845	0	(2,315)	C
35,000	35,000	35,000	0	N/A	C
226,671	206,248	206,248	20,423	N/A	O
2,000	138	138	0	(1,862)	C
<b>825,851</b>	<b>807,281</b>	<b>807,281</b>	<b>20,423</b>	<b>(10,583)</b>	

640,000	640,000	275,000	0		O
<b>640,000</b>	<b>640,000</b>	<b>275,000</b>	<b>0</b>		

20,423
--------

**COLLETON CTC ANNUAL C FUND REPORT**  
**JULY 1, 2011- JUNE 30, 2012**

**INCOME AND EXPENSES**

Balance of Funds as of July 1, 2011 .....		\$ 5,591,200
Income:		
Funds Received for Period July 1, 2011 through June 30, 2012	\$ 1,520,096	
Interest Earned for Period July 1, 2011 through June 30, 2012	\$ 48,849	
Total Income .....		\$ 1,568,945
Expenses:		
Administrative Expenses	\$ 1,607	
Local Paving Project Expenditures	\$ 184,027	
State Road Project Expenditures	\$ 1,022,360	
State Road Match Expenditures	\$ -	
Total Expenditures		\$ 1,207,993
Balance of Funds as of June 31, 2012 .....		\$ 5,952,152

**FUNDING COMMITMENTS**

Local Paving Projects	\$ 2,379,350	
State Road Projects	\$ 100,000	
State Road Match Projects	\$ -	
Total Committed Funds		\$ 2,479,350
Total Uncommitted Funds Available for New Projects .....		\$ 3,472,802

Uncommitted Funds as Percent of Total Income = 221.3%

### LOCAL PAYING PROJECTS

LOCAL ROUTE	PROJECT DESCRIPTION	WORK TYPE	RESPONSIBLE AGENCY	BUDGET	TOTAL EXPENDITURES	CURRENT FISCAL YEAR EXPENDITURES	REMAINING BUDGET
15.007	Committed- Not Bid	Paving	Colleton CTC	\$ 2,000,000	\$ -	\$ -	\$ 2,000,000
						\$ -	\$0
				\$0			\$0
	City W/Boro-Phase I Arborscape	Resurfacing	City of W'boro	\$ 349,350			\$ 349,350
CntyProj	Three Mile Road- Close per Alvin)	Rd. Improv	Colleton County	\$ 150,000	\$ 120,000	\$ 44,089	\$ 30,000
CntyProj	Misc. County Road & Drainage Work	Constr. Mgmt		\$ -	\$ -	\$ -	\$ -
				\$ -			\$ -
				\$ -	\$ -	\$ -	\$ -
				\$ -	\$ -	\$ -	\$ -
15.007	Improvements 9 Existing Roads	Constr.Mgmt	Colleton CTC	\$ 63,165	\$ 63,165	\$ 63,165	\$ -
15.007	Improvements 9 Existing Roads	Engineering	Colleton CTC	\$ 224,275	\$ 224,274	\$ 76,773	\$ -

TOTALS

\$ 2,786,789 \$ 407,439 \$ 184,027 \$ 2,379,350

EXPENDITURES FOR LOCAL PAVING PROJECTS AS PERCENT OF TOTAL INCOME = 11.7%

## STATE ROAD PROJECTS

ROAD - ROUTE	PROJECT DESCRIPTION	WORK TYPE	RESPONSIBLE AGENCY	BUDGET	EXPENDITURES	CURRENT FISCAL YEAR EXPENDITURES	REMAINING BUDGET
				\$ -	\$ -	-	\$ -
PCN41640	Edisto Beach	Drainage	SCDOT	\$ 400,000	\$400,000	\$400,000	\$ -
PCN41639	Tuskegee Airmen Dr. Academy Rd.	Left Turn Lanes	SCDOT	\$ 300,000	\$300,000	\$300,000	\$ -
				\$ -			\$ -
	City W'boro-Phase IB I-95 Loop	Resurfacing	City of W'boro	\$ 100,000			\$ 100,000
PCN41576	Enhancement Grant-Edisto Beach	Sidewalk	SCDOT	\$ 322,360	\$ 322,360	\$ 322,360	\$ -
	TOTALS			\$ 1,122,360	\$ 1,022,360	1,022,360	\$ 100,000

### STATE ROAD MATCH PROJECTS

[illegible]

CTC Chairman: C H Lucas

Date: 8-23-12

**EDGEFIELD CTC ANNUAL C FUND REPORT**  
**JULY 1, 2011 - JUNE 30, 2012**

**INCOME AND EXPENSES**

Balance of Funds as of July 1, 2011 .....	\$ 1,789,178.55
Income:	
Funds Received for Period July 1, 2011 through June 30, 2012	\$ 879,787.03
Interest Earned for Period July 1, 2011 through June 30, 2012	\$ 6,279.48
Other Income (State Treasurer -Sect. 12-27-400)	\$ 83,008.99
Other Income	
Total Income .....	\$ 969,075.50
Expenses:	
Administrative Expenses	\$ 173.57
Local Paving Project Expenditures	\$ 815,238.85
State Road Project Expenditures	\$ 2,450.00
Other Expenses	
State Road Match Expenditures	\$ -
Total Expenditures	\$ 817,862.42
Balance of Funds as of June 30, 2012 .....	\$ 1,940,391.63

**FUNDING COMMITMENTS**

Local Paving Projects	1,250,565.75
State Road Projects	
State Road Match Projects	
Total Committed Funds	1,250,565.75
Total Uncommitted Funds Available for New Projects .....	689,825.88

**Uncommitted Funds as Percent of Total Income = 0.71**



## LOCAL PAVING PROJECTS

LOCAL ROUTE	PROJECT DESCRIPTION	WORK TYPE	RESPONSIBLE AGENCY	BUDGET	TOTAL EXPENDITURES	CURRENT FISCAL YEAR EXPENDITURES	REMAINING BUDGET
EC-3	Academy Estates	Maintenance	County	1,259.00	1,259.00	1,259.00	0.00 C
EC-21	Birch Drive	Re-surface	County	124,193.39	77,980.54	77,980.54	\$46,212.85
EC-41	Cheves Creek Circle	Re-surface	County	32,536.29	1,075.00	1,075.00	\$31,461.29
EC-43	Clark Road	Maintenance	County	2,439.50	2,439.50	2,439.50	\$0.00 C
EC-294	Creek Drive	Re-surface	County	44,887.49	43,726.33	43,726.33	\$1,161.16
EC-68	Deer Springs Road	Re-surface	County	21,357.44	21,357.44	21,357.44	\$0.00
EC-75	Eagle Road	Maintenance	County	110.00	110.00	110.00	\$0.00 C
EC-88	Girl Scout Camp Road/Bridge	Maintenance	County	132,000.00	14,491.50	14,491.50	\$117,508.50
EC-109	Horn Creek West	Maintenance	County	198,000.00	2,110.00	2,110.00	\$195,890.00
EC-110	Hunters Run/Bridge	Maintenance	County	275,000.00	8,666.60	8,666.60	\$266,333.40
EC-296	Live Oak Court	Re-surface	County	23,169.00	24,231.00	24,231.00	(\$1,062.00)
EC-297	Magnolia Court	Re-surface	County	24,418.46	25,459.46	25,459.46	(\$1,041.00)
EC-143	Marsh Place Road	Re-surface	County	329,507.00	141,756.95	127,267.95	\$187,750.05
EC-148	Mill Creek Drive	Re-surface	County	138,746.29	33,355.92	33,355.92	\$105,390.37
EC-295	Plantation Point	Re-surface	County	53,162.86	52,981.36	52,981.36	\$181.50
EC-298	Silver Maple Drive	Re-surface	County	65,314.32	66,925.45	66,925.45	1,611.13
EC-223	Smoke Ridge Drive	Maintenance	County	45.91	45.91	45.91	\$0.00 C
EC-230	Spruce Court	Re-surface	County	28,967.38	29,942.38	29,942.38	(\$975.00)
EC-293	Stonewood Drive	Maintenance	County	82,835.58	48,727.82	48,727.82	\$34,107.76
EC-242	Thurmond Road	Maintenance	County	99,000.00	9,111.00	9,111.00	\$89,889.00
EC-263	Windy Ridge Road	Maintenance	County	187,000.00	7,631.00	7,631.00	\$179,369.00
	E.C. Bldg & Planning/Voters Parking Lot	Paving	County	150,000.00	109,793.12	102,471.00	\$40,206.88 C
	E.C. Bldg & Planning/Overflow Parking Lot	Paving	County	30,898.00	28,831.25	28,831.25	\$0.00 C
	Gravel	Maintenance	County	100,000.00	74,008.23	74,008.23	\$25,991.77 C
	Pipe	Maintenance	County	2,369.41	2,369.41	2,369.41	\$0.00 C
	Sandclay	Maintenance	County	8,000.00	5,800.00	5,800.00	\$2,200.00 C
	Rip Rap	Maintenance	County	514.78	514.78	514.78	\$0.00 C
	Signs	Maintenance	County	5,000.00	2,349.02	2,349.02	\$2,650.98 C
	TOTALS			2,000,303.92	754,295.93	815,238.85	1,250,565.75

EXPENDITURES FOR LOCAL PAVING PROJECTS AS PERCENT OF TOTAL INCOME = 0.84

**STATE ROAD PROJECTS**

ROAD - ROUTE	PROJECT DESCRIPTION	WORK TYPE	RESPONSIBLE AGENCY	BUDGET	EXPENDITURES	CURRENT FISCAL YEAR EXPENDITURES	REMAINING BUDGET
	Mealing Road C PCN 40713 \$350,000.00						
S19-411	Check accounted for 2011-2012 year	Resurface	SCDOT				
US25N	Hwy 25 Tressle Repair/Town of Edgefield	Maintenance	County	2,450.00	2,450.00	2,450.00	0.00 C
TOTALS				2,450.00	2,450.00	2,450.00	\$0.00

**STATE ROAD MATCH PROJECTS**

ROAD - ROUTE	PROJECT DESCRIPTION	WORK TYPE	RESPONSIBLE AGENCY	CTC PROGRAM MATCH FUNDS COMMITTED	EXPENDITURES	CURRENT FISCAL YEAR EXPENDITURES	REMAINING BUDGET	CURRENT FISCAL YEAR EXPENDITURES IN EXCESS OF MATCH AMOUNT*
TOTALS				0.00	0.00	0.00	0.00 0.00	*

EXPENDITURES FOR STATE ROAD PROJECTS AND MATCH PROJECTS IN EXCESS OF MATCH AMOUNT AS PERCENT OF TOTAL INCOME = 0.00

\* Note: For match programs only CTC expenditures in excess of match amounts may be applied towards meeting the 25% requirement for expenditure on the state highway system

CTC Chairman: Sam Louch

Date: 10/24/12

GREENVILLE COUNTY LEGISLATIVE DELEGATION TRANSPORTATION COMMITTEE

ANNUAL "C" FUND REPORT (CASH BASIS)  
JULY 1, 2011 – JUNE 30, 2012

---

INCOME AND EXPENSES:

Balance of Funds as of July 1, 2011 \$ 4,550,145

Income for Period July 1, 2011 – June 30, 2012:

C Funds received	5,270,017
Interest income from SCDOT	5,574
Interest income from County	50,609
SCDOT grants	31,351
Other revenue	<u>4,795,320</u>

Total Income 10,152,871

Expenses for Period July 1, 2011 – June 30, 2012:

Administrative expenses	2,000
Local paving project expenditures	9,902,524
State road project expenditures	1,458,154
State road match expenditures	<u>-</u>

Total Expenditures 11,362,678

Balance of Funds as of June 30, 2012 3,340,338

FUNDING COMMITMENTS:

Local paving projects	3,161,484
State road projects	1,235,150
State road match projects	<u>-</u>

Total Committed Funds 4,396,634

TOTAL UNCOMMITTED FUNDS AVAILABLE FOR  
NEW PROJECTS AT JUNE 30, 2012

\$ (1,056,296)

GREENVILLE LEGISLATIVE DELEGATION TRANSPORTATION COMMITTEE

FISCAL YEAR ENDED JUNE 30, 2012

LOCAL PAVING PROJECTS

Project #	Project Description	Work Type	Responsible Party	Budget	Total Expenditures	Current Year Expenditures	Remaining Budget	Add'l CTC or Outside Funds
377	City of Simp./Davenport Rd(\$980,000 Total Cost)	Reconstruct	City	\$ 830,000	\$ 1,215,779	\$ 15,938	\$ -	\$ (385,779)
381	"Safe Routes to School" Grant for Augusta Circle Elem.(\$200,000 Ttl Cost)	Sidewalks	CTC	40,000	8,333	-	31,667	-
409	City of Fountain Inn Depot St.	Reconstruct	City	650,000	492,393	74,342	157,607	-
410	Sidewalks on Batesview Drive/City of Greenville	Sidewalks	City	375,000	374,367	374,367	633	-
416	Simp. Ga/E. Standing Springs/Stenhouse Intersect.(\$1,707,511 Ttl. Cost)	Intersection	CTC	773,157	1,552,471	890,580	-	(779,314)
418	Greer Sidewalk/Drain @ Tremont/Canteen St.(Ttl. Cost \$800,000)	Sidewalks	City	425,000	266,005	171,871	158,995	-
419	City of Mauldin Holly Dr. P.E.	New Road	City	307,000	120,478	6,878	186,522	-
424	2011 Municipal Match Program	Resurface	CTC	1,100,000	1,719,522	1,549,933	-	(619,522)
427	Swamp Rabbit Trail Connectivity/City of Travelers Rest	Sidewalks	City	78,000	76,266	76,266	1,734	-
428	Hilltop Avenue Embankment Resurfacing	Resurface	CTC	410,000	77,953	77,953	332,047	-
429	Sterling Community Master Plan	Resurface	CTC	63,000	52,200	20,700	10,800	-
431	Greenville County Match Program (Add add'l \$1 mil. on 7-1-11 per 2/11 mins.)	Resurface	CTC	2,000,000	3,754,058	3,530,682	-	(1,754,058)
436	Pleasant Ridge County Park Entrance Road Resurfacing	Resurface	CTC	142,000	14,200	14,200	127,800	-
437	Loretta Wood County Park Guardrail	Safety	GCRD	13,070	13,070	13,070	-	-
445	Woodside Connector in Fountain Inn (Total Cost \$1.944 Million)	New Road	CTC	823,680	35,560	35,560	788,120	-
447	2012 Municipal Match Program	Resurface	CTC	2,250,000	2,061,392	2,061,392	188,608	-
452	Greenville County Match Program (\$1.5 Mill. County/\$1 Mill. CTC)	Resurface	CTC	1,000,000	859,376	859,376	140,624	-
453	Bridges Rd. Left Turn Signal	Safety	CTC	30,000	-	-	30,000	-
	Engineer Retainer Fee			-	-	119,863	-	-
	Legal and Accounting			-	-	9,553	-	-
				<u>\$ 11,309,907</u>	<u>\$ 12,693,423</u>	<u>\$ 9,902,524</u>	<u>\$ 2,155,157</u>	<u>\$ (3,538,673)</u>

SUPPLEMENTARY INFORMATION  
SCHEDULE 2

GREENVILLE LEGISLATIVE DELEGATION TRANSPORTATION COMMITTEE

FISCAL YEAR ENDED JUNE 30, 2012

STATE ROAD PROJECTS

Road/Route	Project #	Project Description	Work Type	Responsible Agency	Budget	Total Expenditures	Current Year Expenditures	Remaining Budget	Add'l CTC or Outside Funds
S23-18	292	Pecan Terrace/White Horse Rd. Extension Intersection	Intersection	CTC	\$ -	\$ 154	\$ 154	\$ -	\$ (154)
S23-182	380	Piedmont Public Service Dist./SCDOT Sidewalk Grant (\$240,000 Ttl. Cost)	Sidewalks	Piedmont	40,000	-	-	40,000	-
I-385	383	City of Fountain Inn/Fairview St. @ I-385	Intersection	DOT	37,730	-	-	37,730	-
	384	Old Invoice/SIMP '09/Chandler Rd.	Resurface	DOT	-	16,480	16,480	-	(16,480)
S23-79&80	388	Small Wrap-up Costs on #388, #405 & #421	Intersection	CTC	25,000	-	-	25,000	-
SC 14	393	City of Fountain Inn Main St. (SC Rt. 14) Improvements P.E.	Reconstruct	City	110,200	110,200	34,200	-	-
SC 296	411	P.E. for Turn Lanes @ New South Elementary School	Intersection	CTC	465,000	716,673	602,999	-	(251,673)
US 276	415	Mauldin Sidewalks on US 276 from Murray to Innovation Drives	Sidewalks	DOT	44,000	-	-	44,000	-
S23-487	420	Drainage Improvements @ Arcadia Dr.	Drainage	CTC	175,000	103,085	(5,624)	71,915	-
S23-941/325/326	421	Railroad Crossing Repair @ Forrester Dr.	Safety	CTC	32,489	29,390	29,390	3,099	-
US 25	425	US 25 @ Wild Magnolia Ln. Median	Safety	CTC	183,000	176,253	7,854	6,747	-
S23-105	426	Turning Lane @ Legacy Charter/Bramlett Rd. (S23-105)	Safety	CTC	356,000	254,249	213,825	101,751	-
S23-540	435	East Suber Road Sidewalks	Sidewalks	CTC	330,000	31,317	31,317	298,683	-
S23-27	438	Pecan Terrace Ditch Repairs	Safety	CTC	7,000	4,680	4,680	2,320	-
S23-422	439	GCRA Boyd/Martin St. Repairs	Resurface	CTC	100,000	212,370	212,370	-	(112,370)
S23-669	444	City of Simp./Trade St., South St. & Fernwood Resurfacing	Resurface	CTC	201,457	128,560	128,560	72,897	-
US 25	446	Raise Apron @ Gantt F.D. on US25 (August Rd.)	Safety	Gantt	14,460	14,460	14,460	-	-
S23-154	448	Turn Lanes on McKelvey Rd. at Fork Shoals Elem.	Safety	CTC	644,358	25,720	25,720	618,638	-
S23-299	449	Old Stage Rd Resurface/Shoulder Widening	Resurface	CTC	919,171	87,079	87,079	832,092	-
S23-565	455	Greenville County Rec. Dist. Guardrail @ Cedar Falls Park	Safety	CTC	109,865	6,626	6,626	103,239	-
	458	Old 1999 SCDOT Project		DOT	28,000	28,000	28,000	-	-
		Engineer Retainer Fee			-	-	17,637	-	-
		Legal and Accounting			-	-	1,427	-	-
		Memorial Road Signs			-	-	1,000	-	-
					<u>\$ 3,822,730</u>	<u>\$ 1,945,296</u>	<u>\$ 1,458,154</u>	<u>\$ 2,258,111</u>	<u>\$ (380,677)</u>

**GREENWOOD COUNTY - ANNUAL C FUND REPORT  
JULY 1, 2011 - JUNE 30, 2012**

**INCOME AND EXPENSES**

Balance of Funds as of June 30, 2011

Income:.....

Funds Received for Period: July 1, 2011 through June 30, 2012	(Gasoline Tax)
Funds Received for Period: July 1, 2011 through June 30, 2012	(SCDOT Refund or Other)
Interest Earned for Period: July 1, 2011 through June 30, 2012	(SCDOT)
Interest Earned for Period: July 1, 2010 through June 30, 2011	(Investment Earnings)
Total Income.....	

Administrative Expenses (Advertise meetings)  
Per Diem Expenses (Payments for meetings attended)  
Local Paving Project Expenditures  
State Road Project Expenditures  
Total Expenditures.....

Balance of Funds as of June 30, 2012.....

**FUNDING COMMITMENTS**

Advertising Account (to publish meeting notices)  
Local Paving Projects  
State Road Projects

Total Committed Funds.....

Total Uncommitted Funds Available for New Projects

..... \$ 2,542,001.53

1,097,365.16

1,199.22

\$ 9,331.57

\$ 5,927.49

..... Plus \$ 1,113,823.44

\$ 187.28

\$ 3,150.00

\$ 1,431,985.55

\$ 410,320.35

..... Less \$ 1,845,616.18

..... \$ 1,810,208.79

\$ 32.38

\$ 1,179,439.50

\$ 518,545.65

..... Less \$ 1,698,017.53

\$ 112,191.26

**LOCAL PAVING PROJECTS**

ITEM #	PROJECT #	LOCAL ROUTE	PROJECT DESCRIPTION	WORK TYPE	RESPONSIBLE AGENCY	BUDGET	AMENDMENTS TO BUDGET	AMENDED BUDGET	TOTAL EXPENDITURES	FY 2011/2012 EXPENDITURES	REMAINING BUDGET
1	2010003		2010-2011 Annual Request - Town of Ninety Six	Resurface	Ninety Six	\$ 34,650.00					\$ 34,650.00
2	2010006		2010-2011 Annual Request - Misc. County Roads	Resurface	County of Gwd.	\$ 797,278.00			\$ 714,132.45	\$ 561,585.59	\$ 83,145.55
3	2010007		Culverts - 2010-2011		County of Gwd	\$ 65,000.00	\$ 16,565.96	\$ 81,595.96	\$ 81,336.00	\$ 81,336.00	\$ 0.00
4	2010008		City of Gwd - Washington & Marion Sts.	Milling & Curbing	City of Gwd	\$ 77,719.00	\$ 70,412.41	\$ 70,412.41	\$ 70,412.41	\$ 70,412.41	\$ 0.00
5	2011003		2011-2012 Annual Request - Misc. City Roads	Resurfacing	City of Gwd	\$ 174,051.50			\$ 148,847.20	\$ 148,847.20	\$ 25,204.30
6	2011006		2011-2012 Annual Request - Misc. County Roads	Resurfacing	County of Gwd	\$ 875,970.00			\$ 569,777.35	\$ 569,777.35	\$ 306,192.65
7	2012001		Economic Improvement - Hospitality Blvd	Resurfacing	City of Gwd	\$ 80,000.00					\$ 80,000.00
8	2012006		2012-2013 Annual Request - Misc City Roads	Resurfacing	City of Gwd	\$ 145,247.00					\$ 145,247.00
9	2012007		2012-2013 Annual Request - Town of Ninety Six Combined PINs 2008003, 2009006, & 2008004	Resurfacing	Ninety Six	\$ 105,000.00					\$ 105,000.00
10	2012009		2012-2013 Annual Request - Misc County Roads	Resurfacing	County of Gwd	\$ 400,000.00					\$ 400,000.00
			TOTALS:			\$ 2,754,915.50	\$ 86,978.37	\$ 152,008.37	\$ 1,584,505.41	\$ 1,431,958.55	\$ 1,179,439.50



**STATE ROAD PROJECTS**

ITEM #	PROJECT #	LOCAL ROUTE	PROJECT DESCRIPTION	WORK TYPE	RESPONSIBLE AGENCY
1	2007003	Misc.	SCDOT W.B. Ezelle Highway	Road Name	SCDOT
2	2008008		08-09 Annual Request - Town of Ware Shoals Completed under SCDOT project	Resurfacing	Ware Shoals
3	2010011		City of Gwd - Maxwell Ave (CSX Railroad Track)		City of Gwd
4	2011004		2011-2012 Annual Request - City of Gwd	Resurface	City of Gwd
5	2011005		2011-2012 Annual Request - SCDOT	Resurfacing	SCDOT
6	2012004	Misc.	SCDOT - Carl Julien Bridge Sign	Road Name	SCDOT
7	2012005		2012-2013 Annual Request - SCDOT	Full Depth Reclam	SCDOT
8	2012006		2012-2013 Annual Request - Town of Ware Shoals	Resurfacing	Ware Shoals
TOTALS:					

**SCDOT  
REFUND**

**DESCRIPTION**

**ITEM # DATE**

1	1/12/2012	Unobligated Funds for Completed Projects
---	-----------	--

TOTALS:

*James S. Hull*

BUDGET	AMENDMENTS TO BUDGET	AMENDED BUDGET	TOTAL EXPENDITURES	FY 2011/2012 EXPENDITURES	REMAINING BUDGET
\$ 500.00					\$ 500.00
\$ 26,164.40	-\$ 26,164.20	\$ 0.00	\$ 0.00	\$ 0.00	\$ 0.00
\$ 58,600.00	-\$ 5,839.50	\$ 52,760.50	\$ 52,760.50	\$ 52,760.50	\$ 0.00
\$ 90,368.50			\$ 87,059.85	\$ 87,059.85	\$ 3,308.65
\$ 305,000.00	\$ 4,737.00	\$ 309,737.00	\$ 270,000.00	\$ 270,000.00	\$ 39,737.00
\$ 500.00			\$ 500.00	\$ 500.00	\$ 0.00
\$ 400,000.00					\$ 400,000.00
\$ 75,000.00					\$ 75,000.00
\$ 956,132.90	-\$ 27,266.70	\$ 362,497.50	\$ 410,320.35	\$ 410,320.35	\$ 518,545.65

**AMOUNT**

1,199.22

\$ 1,199.22

LANCASTER COUNTY ANNUAL C FUND REPORT  
JULY 1, 2011 - JUNE 30, 2012

**INCOME AND EXPENSES**

Balance of Funds as of July 1, 2011 ----- \$ 2,270,710.68

Income:

Funds Received for Period July 1, 2011 through June 30, 2012	\$ 1,254,479.84	
Interest Earned for Period July 1, 2011 through June 30, 2012	\$ 1,284.63	
Other-Funds Received from County for Period July 1, 2011 through June 30, 2012	\$ -	
Total Income		\$ 1,255,764.47

Expenses:

Local Paving Project Expenditures	\$ 1,744,542.67	
State Road Project Expenditures	\$ 124,890.08	
State Road Match Project Expenditures		
Total Expenditures		\$ 1,869,432.75

Balance of Funds as of June 30, 2012 ----- \$ 1,657,042.40

**FUNDING COMMITMENTS**

Local Paving Projects	\$ -	
State Road Projects	\$ 7,618.52	
State Road Match Projects	\$ -	
Total Committed Funds		\$ 7,618.52
Total Uncommitted Funds Available for New Projects		\$ 1,649,423.88

LANCASTER COUNTY ANNUAL C FUND REPORT  
JULY 1, 2011 - JUNE 30, 2012

**LOCAL PAVING PROJECTS**

LOCAL ROUTE	PROJECT DESCRIPTION	WORK TYPE	RESPONSIBLE AGENCY	BUDGET	TOTAL EXPENDITURES (prior plus current)	CURRENT FISCAL YEAR EXPENDITURES	REMAINING BUDGET
	FY 2012 Paving Project	Level, patch & resurface County roads		\$ 1,744,542.67	\$ 1,744,542.67	\$ 1,744,542.67	\$ -
TOTALS				\$ 1,744,542.67	\$ 1,744,542.67	\$ 1,744,542.67	\$ -

EXPENDITURES FOR LOCAL PAVING PROJECTS AS PERCENT OF TOTAL INCOME = 138.92%

**STATE ROAD PROJECTS**

ROAD - ROUTE	PROJECT DESCRIPTION	WORK TYPE	RESPONSIBLE AGENCY	BUDGET	TOTAL EXPENDITURES (prior plus current)	CURRENT FISCAL YEAR EXPENDITURES	REMAINING BUDGET
	C PCN 41002	Resurfacing & other impr	State	\$ 462,008.60	\$ 454,390.08	\$ 124,390.08	\$ 7,618.52
	C PCN 41384	Dedication signs	SCDOT	\$ 500.00	\$ 500.00	\$ 500.00	\$ -
			State			\$ -	\$ -
TOTALS				\$ 462,508.60	\$ 454,890.08	\$ 124,890.08	\$ 7,618.52

EXPENDITURES FOR STATE ROAD PROJECTS AS PERCENT OF TOTAL INCOME = 9.95%

**STATE ROAD MATCH PROJECTS**

ROAD - ROUTE	PROJECT DESCRIPTION	WORK TYPE	RESPONSIBLE AGENCY	CTC PROGRAM MATCH FUNDS COMMITTED	TOTAL EXPENDITURES (prior plus current)	CURRENT FISCAL YEAR EXPENDITURES	REMAINING BUDGET	CURRENT FISCAL YEAR EXPENDITURES IN EXCESS OF MATCH AMOUNT
TOTALS				\$ -	\$ -	\$ -	\$ -	\$ -

EXPENDITURES FOR STATE ROAD PROJECTS and MATCH PROJECTS IN EXCESS MATCH AMOUNT AS PERCENT OF TOTAL INCOME = 9.95%

CTC Chairman: Bill Turner

Date: 10/25/2012

**LAURENS COUNTY ANNUAL C-FUND REPORT  
JULY 1, 2011 to JUNE 30, 2012**

Page 1

**INCOME AND EXPENSES**

Balance of Funds as of July 1, 2011 ----- \$ 763,956.37

**Income:**

Funds Received for July 1, 2010 to June 30, 2011	\$1,481,616.36
Interest Received for July 1, 2010 to June 30, 2011	\$ 75.65
<u>Total Income</u> -----	<u>\$1,481,692.01</u>

**Expense:**

Administrative Expense (CTC)	\$ 2,000.00
Trust Department Fees & Annual Tax Statement Prep Fee	\$ 0.00
Per Diem Expense (CTC)	\$ 6,525.00
Local Paving Project Expenditures	\$ 939,525.07
State Road Project Expenditures:	
a. State Projects (CTC)	\$ 366,302.01*
b. State Match Projects (CTC) (SMP)	\$ 0.00
c. Memorial Signs	\$ 0.00
<u>Total Expenditure</u> -----	<u>\$1,314,352.08</u>

Balance of Funds as of June 30, 2010----- \$ 931,296.30

**Funding Commitments:**

Local Paving Projects	\$ 0.00
State Road Projects	\$ 0.00
State Road Match Projects	\$ 0.00
<u>Total Committed Funds</u>	<u>\$ 0.00</u>

Total Uncommitted Funds Available for New Projects----- \$ 931,296.30  
Uncommitted Funds as Percent of Total Income= 62.9%

\*As submitted to SCDOT on 12-22-11.

Signed Niles C. Clark Jr.  
Niles C. Clark, Jr., Chairman

Date 10-31-12

**Laurens County Annual C-Fund Report**  
**7-1-11—6-30-12**

**Local Paving Projects**

Page 2

LCTC Proj #	Road Name/No. &Proj. Description	Work Type	Responsible Agency	Budget	Total Expenditures	Current Fiscal Year Expend.	Remaining Budget
27	Welcome Ch Rd	Resurfacing	County				
	Thomason Farm Rd	"					
	Chestnut Hill	"					
	Marie Meadows	"					
	Cranes Park Rd	"					
	Hardin Rd	"					
	Sentell Dr	"					
	Lenox Ln	"					
	Heather Glenn	"					
	Sunflower Ln (a)	"					
	Stratford Place	"					
	Brandon Rd	"					
	Barrington Dr	"					
	Adrian Ave	"					
	Michaela St	"					
	Michaela St Spur	"					
	Brookview Dr	"					
	Highland Ct	"					
	Crest Rd	"					
	Thompson Rd	"					
	Reedy Creek Rd	"					
	Clayton Rd	"					
	Raines Rd	"					
	Butler Rd	"					
	Boyce Page Rd	"					
	Ben Lanford Rd	"					
	Brownlee Dr	"					
	Reynolds Dr	"					
	Soule Chapel Ch Rd	"					
	Kelly Circle	"					

	Eugene W Pitts Rd Wes Crawford Rd Watt Bryson Rd	Resurfacing “ “	County				<b>Page 3</b>
	Dot Simmons Rd	Clearing, grading Stone base, paving & grassing	County				
	Shands St	Sidewalk & drainage correction	City of Clinton				
		<b>Construction Total</b>	-----	906,927.00	\$906,927.00	\$906,927.00	\$0.00
27	David Hardy	Inspection		\$ 5,956.25	\$ 5,956.25	\$ 5,956.25	\$0.00
27	Fant Reichert & Fogleman Inc.	Construction plan & SWPPP plan design		\$ 5,875.00	\$ 5,875.00	\$ 5,875.00	\$0.00
27	Duke Energy	Power pole relocation		\$ 20,766.82	\$ 20,766.82	\$ 20,766.82	\$0.00
	<b>Local Paving Projects</b>		<b>Totals</b>	<b>\$939,525.07</b>	<b>\$939,525.07</b>	<b>\$939,525.07</b>	<b>\$0.00</b>
	Expenditures for Local	Paving Projects	As Percent	Of Income	63.4%		

**Laurens County Annual C-Fund Report**  
**7/1/11-6/30/12**

**State Road Projects**

**Page 4**

<b>LCTC Proj #</b>	<b>Road Name &amp; No Proj. Description</b>	<b>Work Type</b>	<b>Responsible Agency</b>	<b>Budget</b>	<b>Total Expenditure</b>	<b>Current Fiscal Year Expenditures</b>	<b>Remaining Budget</b>
28.	SCDOT Dist. 2 In-House Crew	Full Depth Reclamation	SCDOT	\$366,302.01*	\$366,302.01	\$366,302.01	\$0.00
	Bethany Ch Rd (S-314) Douglas Rd (S-255) Brickhouse Rd (S-592)		“ “ “				
	<b>State Road Projects</b>	<b>Non-SMP</b>	<b>Totals</b>	<b>\$366,302.01*</b>	<b>\$366,302.01</b>	<b>\$366,302.01</b>	<b>\$0.00</b>
	Expenditures for State	Non-SMP	Projects as	Percent of	Income	24.7 %	

\*See footnote on Page 1



## LEXINGTON CTC ANNUAL C FUND REPORT

JULY 1, 2011-JUNE 30, 2012  
REPORT DATE: SEPTEMBER 27, 2012

### INCOME AND EXPENSES

Balance of Funds as of July 1, 2011 \_\_\_\_\_ \$ 7,847,451.59

Income:

Funds Received for Period July 1, 2011 through June 30, 2012	\$ 2,657,648.42	
Interest Earned for Period July 1, 2011 through June 30, 2012	\$ 32,766.73	
Donor County Funds Received Period July 1, 2011 through June 30, 2012	\$ 1,269,843.61	
Project Refunds for Period July 1, 2011 through June 30, 2012	\$ -	
Total Income		\$ 3,960,258.76

Expenses:

Administrative Expenses	\$ -	
Local Paving Project Expenditures	\$ 2,764,826.00	
State Road Project Expenditures	\$ 128,822.00	
State Road Match Expenditures	\$ -	
Total Expenditures		\$ 2,893,648.00

Balance of Funds as of June 30, 2012 \_\_\_\_\_ \$ 8,914,062.35

### FUNDING COMMITMENTS

Local Paving Projects	\$ 5,278,805.00	
State Road Projects	\$ 2,275,353.00	

Total Committed Funds \_\_\_\_\_ \$ 7,554,158.00

Total Uncommitted Funds Available for New Projects \_\_\_\_\_ \$ 1,359,904.35

Uncommitted Funds as Percent of Total Income = 34%

**LEXINGTON CTC ANNUAL C FUND REPORT**

JULY 1, 2011-JUNE 30, 2012  
REPORT DATE: SEPTEMBER 27, 2012

**LOCAL PAVING PROJECTS**

LOCAL ROUTE	PROJECT DESCRIPTION	WORK TYPE	RESPONSIBLE AGENCY	BUDGET	TOTAL EXPENDITURES	CURRENT FISCAL YEAR EXPENDITURES	REMAINING BUDGET
Road Resurfacing	Road Resurfacing	Resurfacing	County	\$ 2,190,144	\$ 1,347,429	\$ 1,347,429	\$ 842,715
Dogwood Road, 1&2	From Pine Street to existing pavement	Paving	County	\$ 935,714	\$ 879,945	\$ 53,004	\$ 55,769
John Kinard Court and Circle	From exist pave near Long Pine Road to dead end	Paving	County	\$ 10,977	\$ 1,608	\$ 1,608	\$ 9,369
Elbert Taylor Road, #1 & 2	From Calks Ferry Road westerly for 1.0 miles	Paving	County	\$ 441,703	\$ 432,088	\$ 402,563	\$ 9,615
Line Striping Program	Painting centerlines, edgelines, and placing RPMs	Line Striping	County	\$ 200,000	\$ 110,497	\$ -	\$ 89,503
Payne Lane	From Hallmark Drive to dead end	Paving	County	\$ 334,077	\$ 323,499	\$ -	\$ 10,578
Martin Neese Road	From Hwy 6 to I.W. Hutto Road	Paving	County	\$ 147,980	\$ 12,036	\$ 480	\$ 135,944
Church Street Stabilization	Gilbert-Stabilization of Church Street	Road Project	County	\$ 10,000	\$ -	\$ -	\$ 10,000
Stonewall Court	Portion of engineering design for paving	Engineering for paving	County	\$ 5,000	\$ -	\$ -	\$ 5,000
Saxe Gotha Drive	Paving a portion of Saxe Gotha Drive for LC Recreation	Paving	County	\$ 100,000	\$ -	\$ -	\$ 100,000
Colonial Drive	Paving a portion of Colonial Drive	Paving	County	\$ 55,061	\$ 53,943	\$ -	\$ 1,118
Windy Wood Road	Paving portion from Ben Franklin Rd to Calks Ferry Rd	Paving	County	\$ 100,153	\$ 53,449	\$ 53,449	\$ 46,704
Fire Tower Road	Paving from Hwy 378 to approximately 300 LF	Paving	County	\$ 37,700	\$ 37,700	\$ 3,770	\$ -
Bitternut Court Utility Reloc.	Utility relocation for paving project	Utility	County	\$ 78,659	\$ 54,077	\$ 5,918	\$ 24,582
Fox Branch Road	From Calks Ferry Rd to Smith Pond Rd	Paving	County	\$ 596,922	\$ 468,864	\$ 459,314	\$ 128,058
Jim Spence Road	From Hwy 302 to Hwy 6	Paving	County	\$ 934,780	\$ 86,892	\$ 58,585	\$ 847,888
Kittai Road	From Jim Spence Road to Pat Road (S32-1912)	Paving	County	\$ 10,260	\$ -	\$ -	\$ 10,260
Nursery Road Bridge	Bridge replacement alternative for Goldstone Drive Bridge	Bridge Design/Constr	County	\$ 1,465,617	\$ 111,066	\$ 100,775	\$ 1,354,551
Ashby Drive	Paving from Ball Park Rd (S32-1136) to Irvin Jumper Rd	Paving	County	\$ 33,447	\$ 1,212	\$ 480	\$ 32,235
South Cove Drive	Paving from Ramblin Rd (S32-103) to dead end	Paving	County	\$ 10,480	\$ 1,105	\$ 480	\$ 9,375
Oak Hill Road	Paving from existing pavement to dead end	Paving	County	\$ 30,480	\$ 696	\$ 480	\$ 29,784
Hyman Road	Paving from existing pavement to approximately 800 LF	Paving	County	\$ 10,000	\$ 732	\$ -	\$ 9,268
Darby Ambrose Road	Paving from existing pavement to Park Place Trail	Paving	County	\$ 30,480	\$ 1,176	\$ 480	\$ 29,304
Green Hills Drive	Stabilization of a portion of the road	Stabilization	County	\$ 768	\$ 768	\$ 768	\$ -
First Creek Road	Paving from Busbee Road to deadend	Paving	County	\$ 30,423	\$ 22,348	\$ 22,348	\$ 8,075
The Reserves at Lake Murray	Storm drainage and road improvements	Road & drain. Improvemnts	County	\$ 19,100	\$ 2,682	\$ 2,682	\$ 16,418
Mission Rd/Trailestream Rd	Storm drainage improvements to Mission Rd	Storm drainage improv	County	\$ 30,272	\$ 30,272	\$ 13,729	\$ -
Quail Hollow Lane Drainage	Repair CMP under roadway	Pipe Repair	County	\$ 201,024	\$ 190,728	\$ 149,662	\$ 10,296
Micala Drive	Geotech Invest on Micala Drive Dam	Road Failure Investigation	County	\$ 31,720	\$ 18,153	\$ 13,553	\$ 13,567
Green Haven Drive	Drainage project along Green Haven Drive	Drainage Improvement	County	\$ 11,300	\$ 10,886	\$ -	\$ 414
Sandy Lane	Road improvement/paving project for Pine Ridge Town	Road Improvement	County	\$ 37,500	\$ 732	\$ -	\$ 36,768
Spruce Lane	Road improvement/paving project for Pine Ridge Town	Road Improvement	County	\$ 37,500	\$ 625	\$ -	\$ 36,875
Broken Hill Road	Drainage improvement project along Broken Hill Road	Drainage	County	\$ 84,853	\$ 18,489	\$ 18,489	\$ 66,364
Henry Street	Paving for town of Batesburg-Leesville	Paving	County	\$ 7,000	\$ 6,626	\$ 6,626	\$ 374
Railroad Avenue	Town of Pellon placement of RAP on Railroad Ave	Placement of RAP	County	\$ 7,500	\$ -	\$ -	\$ 7,500
Washington Street	Town of Gilbert road improvement to Washington Street	Road improvement	County	\$ 7,500	\$ -	\$ -	\$ 7,500
Drainage Projects	Unclassified funding for drainage projects	Drainage	County	\$ 153,777	\$ -	\$ -	\$ 153,777
Wood Moor Subdivision	Storm drainage and road improvements	Road & drain. Improvemnts	County	\$ 250,000	\$ -	\$ -	\$ 250,000
Road Maintenance Projects	Unclassified funding for minor paving and maintenance	Paving Funds	County	\$ 355,116	\$ -	\$ -	\$ 355,116
Zion Church Road Extension	Extend Zion Church Rd from Amicks Ferry to Lex. Ave.	Construct new road	County	\$ 150,000	\$ -	\$ -	\$ 150,000
DE Clark Road	Paving from Water Tank Rd to Fairview Rd	Paving	County	\$ 100,000	\$ 23,155	\$ 23,155	\$ 76,845
Scarborough Parish Subdivision	Storm drainage and road improvements	Road & drain. Improvemnts	County	\$ 131,882	\$ -	\$ -	\$ 131,882
Cherokee Shores Phase I	Storm drainage and road improvements	Road & drain. Improvemnts	County	\$ 8,719	\$ -	\$ -	\$ 8,719
Kammar Subdivision	Storm drainage and road improvements	Road & drain. Improvemnts	County	\$ 5,052	\$ -	\$ -	\$ 5,052
Woodland Pond Subdivision	Storm drainage and road improvements	Road & drain. Improvemnts	County	\$ 6,305	\$ -	\$ -	\$ 6,305
Whispering Glen Subdivision	Storm drainage and road improvements	Road & drain. Improvemnts	County	\$ 33,981	\$ -	\$ -	\$ 33,981
Hope Springs Subdivision	Storm drainage and road improvements	Road & drain. Improvemnts	County	\$ 111,356	\$ -	\$ -	\$ 111,356
Lexington Memorial Plaza	Sidewalks for Lexington Memorial Plaza	Sidewalk	County/Lexington	\$ 25,000	\$ 25,000	\$ 25,000	\$ -

**TOTALS**

\$ 9,607,282 \$ 4,328,477 \$ 2,764,826 \$ 5,278,805

EXPENDITURES FOR LOCAL PAVING PROJECTS AS PERCENTAGE OF ANNUAL C-FUND ALLOTMENT INCOME =

104%

# LEXINGTON CTC ANNUAL C FUND REPORT

JULY 1, 2011-JUNE 30, 2012  
REPORT DATE: SEPTEMBER 27, 2012

## STATE ROAD PROJECTS

LOCAL ROUTE	PROJECT DESCRIPTION	WORK TYPE	RESPONSIBLE AGENCY	BUDGET	TOTAL EXPENDITURES	CURRENT FISCAL YEAR EXPENDITURES	REMAINING BUDGET
A.C. Bouknight Road (S32-1888)	From exist pavemt (S32-1888) to Crout Pond Way	Paving	SCDOT	\$ 2,280,000	\$ 1,080,000	\$ -	\$ 1,200,000
Pine Plain Road (S32-1793)	From Frontage Road to exist. Pvmt. (S1930)	Paving	SCDOT	\$ 1,000	\$ -	\$ -	\$ 1,000
Carlisle Street ( S32-772)	Town of Irmo Enhancement Grant-sidewalk improvement	Sidewalk Placement	Irmo/County	\$ 57,000	\$ 44,335	\$ 10,940	\$ 12,665
I.W. Hutto Road (S32-248)	School Dist 4 turn lane along I.W. Hutto Rd (S32-248)	Turn Lane	Sci Dst 4/LexCo	\$ 75,000	\$ 54,839	\$ -	\$ 20,161
SC 302 and US 178	Town of Pellon 08 Enhancement Streetscape	Streetscape	Pellon/LexCo	\$ 70,000	\$ 56,941	\$ 6,942	\$ 13,059
I-20 Interstate	SCHP Patrolman Ben W. Strickland Memorial Sign	Dedication Sign	SCDOT	\$ 500	\$ 500	\$ 500	\$ -
Airport Blvd (SC - 302)	Cayce Beautification Enhan Grant for Airport Blvd	Beautification Enh Grant	SCDOT	\$ 30,083	\$ 30,083	\$ 30,083	\$ -
Airport Blvd (SC - 302)	W Cola Beautification Enhan Grant for Airport Blvd	Beautification Enh Grant	SCDOT	\$ 30,083	\$ -	\$ -	\$ 30,083
Airport Blvd (SC - 302)	Springdale Beautification Enhan Grant for Airport Blvd	Beautification Enh Grant	SCDOT	\$ 30,084	\$ 30,084	\$ 30,084	\$ -
US Hwy 1	W Cola. FPA 34-11 Enhan. Grant Hwy 1 Street Lighting	Enhancement Grant	SCDOT	\$ 108,750	\$ 108,750	\$ 108,750	\$ -
Sunset Dr(s1897)RamblinRd(s102)	Sidewalk from school on Ramblin to library on Sunset	Sidewalk Placement	County	\$ 39,908	\$ 39,907	\$ 39,907	\$ 1
Corley Mill Rd/US 378 Project	Intersection improvements	Intersection improvements	SCDOT	\$ 900,000	\$ -	\$ -	\$ 900,000
I-20/Hwy 378 (Sunset Blvd)	Town of Lexington I-20/Hwy 378 Interchange Beautificatn	Beautification Project	SCDOT	\$ 98,384	\$ (98,384)	\$ (98,384)	\$ 98,384
TOTALS				\$ 3,720,792	\$ 1,347,055	\$ 128,822	\$ 2,275,353

## STATE ROAD PROJECTS

LOCAL ROUTE	PROJECT DESCRIPTION	WORK TYPE	RESPONSIBLE AGENCY	CTC MATCH FUNDS COMMITTED	EXPENDITURES	CURRENT FISCAL YEAR EXPENDITURES	REMAINING BUDGET	YEAR EXPENDITURES IN EXCESS OF MATCH AMOUNT*
SCDOT Match Program	SCDOT Matching Funds	SCDOT Projects	SCDOT	\$ -	\$ -	\$ -	\$ -	\$ -
TOTALS				\$ -	\$ -	\$ -	\$ -	\$ -

EXPENDITURES FOR STATE ROAD PROJECTS AND MATCH PROJECTS IN EXCESS OF MATCH AMOUNT AS PERCENTAGE OF ANNUAL C-FUND ALLOTMENT TOTAL INCOME =

5%

\* Note: Annual C-Fund Allotment Total includes Project Refunds received for report period.


**LEXINGTON CTC ANNUAL C FUND REPORT**

JULY 1, 2011-JUNE 30, 2012  
REPORT DATE: SEPTEMBER 27, 2012

PROJECT MANAGER EXPENDITURES - Note: This section is for information purposes only. These expenditures have been incorporated into the Local and State Projects under Budgets, Total Expenditures, Current Fiscal Year Expenditures and Remaining Balances.						
TITLE	DESCRIPTION	POSITION	BUDGET	TOTAL EXPEND.	CURRENT FISCAL YEAR EXPENDITURES	REMAINING BUDGET
Salaries & Wages	Associated Funds for Managing "C"-Fund Projects	"C" Fund Project Mgr.	\$ 61,208	\$ 61,207	\$ 61,207	\$ 1
FICA - Employer Portion	Associated Funds for Managing "C"-Fund Projects	"C" Fund Project Mgr.	\$ 4,682	\$ 4,154	\$ 4,154	\$ 528
SCRS - Employer Portion	Associated Funds for Managing "C"-Fund Projects	"C" Fund Project Mgr.	\$ 5,836	\$ 5,850	\$ 5,850	\$ (14)
Employee Insurance - Employer	Associated Funds for Managing "C"-Fund Projects	"C" Fund Project Mgr.	\$ 7,800	\$ 7,800	\$ 7,800	\$ -
Workers Comp. - Employer	Associated Funds for Managing "C"-Fund Projects	"C" Fund Project Mgr.	\$ 760	\$ 759	\$ 759	\$ 1
Computer Security and Mgmt.	Associated Funds for Managing "C"-Fund Projects	"C" Fund Project Mgr.	\$ 62	\$ 62	\$ 62	\$ -
Office Supplies	Associated Funds for Managing "C"-Fund Projects	"C" Fund Project Mgr.	\$ 50	\$ 17	\$ 17	\$ 33
Duplicating	Associated Funds for Managing "C"-Fund Projects	"C" Fund Project Mgr.	\$ 50	\$ -	\$ -	\$ 50
Operating Supplies	Associated Funds for Managing "C"-Fund Projects	"C" Fund Project Mgr.	\$ 99	\$ 87	\$ 87	\$ 12
General Tort Liability Insurance	Associated Funds for Managing "C"-Fund Projects	"C" Fund Project Mgr.	\$ 77	\$ 75	\$ 75	\$ 2
Surety Bonds	Associated Funds for Managing "C"-Fund Projects	"C" Fund Project Mgr.	\$ 8	\$ 6	\$ 6	\$ 2
Pagers & Cell Phones	Associated Funds for Managing "C"-Fund Projects	"C" Fund Project Mgr.	\$ 300	\$ 260	\$ 260	\$ 40
E-mail Service Charges	Associated Funds for Managing "C"-Fund Projects	"C" Fund Project Mgr.	\$ 81	\$ 76	\$ 76	\$ 5
Gas, Fuel, & Oil	Associated Funds for Managing "C"-Fund Projects	"C" Fund Project Mgr.	\$ 722	\$ -	\$ -	\$ 722
Minor Software	Associated Funds for Managing "C"-Fund Projects	"C" Fund Project Mgr.	\$ 378	\$ 377	\$ 377	\$ 1
TOTALS			\$ 82,113	\$ 80,730	\$ 80,730	\$ 1,383

Project Manager FY 2012 Project Expense Distribution - To be used for information purposes only. The C-Fund Project Manager worked on these projects and all associated expenditures are incorporated into the Local and State Project Budgets, Total Expenditures, Current Fiscal Year Expenditures, and Remaining Budgets.					C-Proj. Mngr	TOTAL EXPENDITURES PRIOR TO C-PROJ MNGR	FISCAL YEAR EXPENDITURES PRIOR TO C-PROJ MNGR
Road Resurfacing	Road Resurfacing (Includes FY2011, FY2012, & FY2013)	Resurfacing	County	\$ 23,951	\$	1,323,478	\$ 1,323,478
Dogwood Road, 1&2	From Pine Street to existing pavement	Paving	County	\$ 918	\$	879,027	\$ 52,086
Elbert Taylor Road, #1 & 2	From Calks Ferry Road westerly for 1.0 miles	Paving	County	\$ 7,576	\$	424,512	\$ 394,987
Martin Neese Road	From Hwy 6 to I.W. Hutto Road	Paving (Soil Cement)	County	\$ 480	\$	11,556	\$ -
Windy Wood Road	Paving portion from Ben Franklin Rd to Calks Ferry Rd	Paving	County	\$ 153	\$	53,296	\$ 53,296
Fox Branch Road	From Calks Ferry Rd to Smith Pond Rd	Paving	County	\$ 30,379	\$	438,485	\$ 428,935
Jim Spence Road	From Hwy 302 to Hwy 6	Paving	County	\$ 612	\$	86,280	\$ 57,973
Nursery Road Bridge	Bridge replacement alternative for Goldstone Drive Bridge	Bridge Design/Constr	County	\$ 1,275	\$	109,791	\$ 99,500
Ashby Drive	Paving from Ball Park Rd (S32-1136) to Irvin Jumper Rd	Paving (Soil Cement)	County	\$ 480	\$	732	\$ -
South Cove Drive	Paving from Ramblin Rd (S32-103) to dead end	Paving (Soil Cement)	County	\$ 480	\$	625	\$ -
Oak Hill Road	Paving from existing pavement to dead end	Paving (Soil Cement)	County	\$ 480	\$	696	\$ -
Darby Ambrose Road	Paving from existing pavement to Park Place Trail	Paving (Soil Cement)	County	\$ 480	\$	696	\$ -
First Creek Road	Paving from Busbee Road to deadend	Paving	County	\$ 2,423	\$	19,925	\$ 19,925
Quail Hollow Lane Drainage	Repair CMP under roadway	Pipe Repair	County	\$ 1,734	\$	188,994	\$ 147,928
Micala Drive	Geotech Invest on Micala Drive Dam	Road Failure Investigation	County	\$ 3,520	\$	18,153	\$ 10,033
Broken Hill Road	Drainage improvement project along Broken Hill Road	Drainage	County	\$ 153	\$	18,336	\$ 18,336
Sunset Dr(s1897)RamblinRd(s102)	Sidewalk from school on Ramblin to library on Sunset	Sidewalk Placement	County	\$ 5,637	\$	34,270	\$ 34,270
Total				\$ 80,730			

CTC Chairman: 

Date: 10-9-12

Oct. 9, 2012

**PICKENS COUNTY CTC ANNUAL REPORT**  
**JULY 1, 2011 - JUNE 30, 2012**

**INCOME AND EXPENSES**

Balance of Funds as of July 1, 2011 ..... \$ 5,661,199

Income:

Funds Received for Period July 1, 2011 through June 30, 2012 \$ 1,486,338

Interest Earned for Period July 1, 2011 through June 30, 2012 \$ 4,946

Total Income ..... \$ 1,491,284

Expenses:

Administrative Expenses \$ 86

Local Paving Project Expenditures \$ 374,945

State Road Project Expenditures \$ 1,700,424

State Road Match Expenditures \$ -

Total Expenditures \$ 2,075,455

Balance of Funds as of June 30, 2012 ..... \$ 5,077,028

**FUNDING COMMITMENTS**

Local Paving Projects \$ 820,470

State Road Projects \$ 3,557,065

State Road Match Projects \$ -

Total Committed Funds \$ 4,377,535

Total Uncommitted Funds Available for New Projects ..... \$ 699,493

## LOCAL PAVING PROJECTS

LOCAL ROUTE	PROJECT DESCRIPTION	WORK TYPE	RESPONSIBLE AGENCY	BUDGET	TOTAL EXPENDITURES	CURRENT FISCAL YEAR EXPENDITURES	REMAINING BUDGET
varies	Road striping	safety	Pickens County	\$ 52,811	\$ -	\$ 27	\$ 52,784
varies	Engineering study for future projects	Maintenance	Pickens County	\$ 8,000	\$ -	\$ 3,056	\$ 4,944
varies	Guard Rail construction	safety	County of Pickens	\$ 5,504	\$ -	\$ 4,812	\$ 691
	Haygood Mill Paving public parking	safety	County of Pickens	\$ 24,970	\$ -	\$ 19,563	\$ 5,407
		Sidewalk					
varies	Sidewalk construction in Liberty	Construction	Pickens County	\$ 53,166	\$ -	\$ 1,100	\$ 52,066
	Old School Rd Sidewalk construction and resurfacing Old Schoolhouse Rd	Asphalt paving	Pickens County	\$ 18,608	\$ -	\$ -	\$ 18,608
	2012 road resurfacing	Maintenance	Pickens County	\$ 612,470	\$ -	\$ 244,237	\$ 368,233
	Central Fire Dept resurfacing	Maintenance	Pickens County	\$ 25,000	\$ -	\$ -	\$ 25,000
	Haygood Mill Bridge and sidewalk with guard rails	Safety	Pickens County	\$ 23,160	\$ -	\$ 21,464	\$ 1,696
	Ponderosa Rd Additional parking for the park	upgrade	Pickens County	\$ 93,592	\$ -	\$ 80,686	\$ 12,906
	Rocky bottom replace bridge	maintenance	Pickens County	\$ 17,110	\$ -	\$ -	\$ 17,110
	Odell Road Replace bridge	Maintenance	Pickens County	\$ 141,378	\$ -	\$ -	\$ 141,378
	Lusk road Replace bridge	Maintenance	Pickens County	\$ 119,647	\$ -	\$ -	\$ 119,647
TOTALS				\$ 1,195,415	\$ -	\$ 374,945	\$ 820,470

EXPENDITURES FOR LOCAL PAVING PROJECTS AS PERCENT OF TOTAL INCOME = 25.1%

## STATE ROAD PROJECTS

ROAD - ROUTE	PROJECT DESCRIPTION	WORK TYPE	RESPONSIBLE AGENCY	BUDGET	EXPENDITURES	CURRENT FISCAL YEAR EXPENDITURES	REMAINING BUDGET
137 & 133	Additional sidewalk in Six Mile	safety	Pickens County	\$ 138,103	\$ -	\$ 55,318	\$ 82,785
Brushy Cre	Intersection improvements	Turn Lanes	SCDOT	\$ 465,800	\$ -	\$ 465,800	\$ -
Brushy Cre	Consulting funds for Florence and Hutcheson	Engineering	Pickens County	\$ 8,000	\$ -	\$ 2,000	\$ 6,000
2012 road	Resurface shady Grove Rd. and Zion Church Road	maintenance	Pickens County	\$ 299,005	\$ -	\$ 299,005	\$ -
varies	Central Streetscape & Maw Bridge Rd study	Engineering	Pickens County	\$ 253,173	\$ -	\$ 210,757	\$ 42,416
SC 183	Sidewalk const and traffic study in Pickens	safety	City of Pickens	\$ 164,795	\$ -	\$ -	\$ 164,795
Mills Avenue	Sidewalk construction and drainage in Liberty	Engineering	Pickens County	\$ 20,000	\$ -	\$ 17,074	\$ 2,926
SC 93 & 94	Sidewalk construction & on ramps	Safety	City of Clemson	\$ 1,166,780	\$ -	\$ 167,580	\$ 999,200
SC 8	Sidewalk construction in Easley	safety	City of Easley	\$ 909,534	\$ -	\$ 345,532	\$ 564,002
Varies	Signs	Signs	SCDOT	\$ 1,100	\$ -	\$ 500	\$ 600
Sims School	Environmental Study	Engineering	County of Pickens	\$ 50,000	\$ 107	\$ -	\$ 49,893
Ann Street	Redesign Ann St. and Jones Avenue Intersection	safety	County of Pickens	\$1,779,171.00	\$0.00	\$ 136,858	\$ 1,642,313
Saluda Dan	Warning lights for fire dept.	safety	County of Pickens	\$2,135.50	\$0.00	\$ -	\$ 2,136
TOTALS				\$ 5,257,596	\$ 107	\$ 1,700,424	\$ 3,557,065

# **STATE ROAD MATCH PROJECTS**

ROAD - ROUTE	PROJECT DESCRIPTION	WORK TYPE	RESPONSIBLE AGENCY	CTC PROGRAM MATCH FUNDS COMMITTED	EXPENDITURES	CURRENT FISCAL YEAR EXPENDITURES	REMAINING BUDGET	CURRENT FISCAL YEAR EXPENDITURES IN EXCESS OF MATCH AMOUNT*
				\$ -	\$ -	\$ -	\$ -	\$ -
				\$ -	\$ -	\$ -	\$ -	\$ -
TOTALS				\$ -	\$ -	\$ -	\$ -	\$ - *

EXPENDITURES FOR STATE ROAD PROJECTS AND MATCH PROJECTS IN EXCESS OF MATCH AMOUNT AS PERCENT OF TOTAL INCOME = 114.0%

\* Note: For match programs only CTC expenditures in excess of match amounts may be applied towards meeting the 25% requirement for expenditure on the state highway system

CTC Chairman: 

Date: 11-13-2012

**SALUDA COUNTY ANNUAL C FUND REPORT**  
**JULY 01, 2011– JUNE 30, 2012**  
**JULY 20, 2012**

**INCOME AND EXPENSES**

Balance of Funds as of July 1, 2011----- \$ 1,135,447.55

Income:

Funds Received for Period July 1, 2011 through June 30, 2012	\$	863,639.73
Interest Earned for Period July 1, 2011 through June 30, 2012	\$	10,458.92
Other Income(Returned Committed Funds)	\$	138,503.33
Sale of Plans	\$	225.00
Total Income -----	\$	2,148,274.53

Expenses:

Administrative expense	\$	927.88
State Projects Expenditures	\$	350,001.01
County Projects Expenditures	\$	670,500.98

Total Expenditures----- \$ 1,021,429.87

Balance of Funds as of June 30, 2011----- \$ 1,126,844.66

**FUNDING COMMITMENTS**

Local Paving Projects	\$	709,707.44
State Road Projects	= \$	0.00
Total Committed Funds	\$	709,707.44
Total Uncommitted Funds Available for New Projects-----		\$ 417,137.22
Uncommitted Funds as Percent of Total Income = 20%		

  
\_\_\_\_\_  
CHAIRMAN OF THE SALUDA CTC

\*\*\*checks for uncommitted funds should be listed as other income under the income heading.



## LOCAL PAVING PROJECTS YR 11/12

2011-2012

LOCAL ROUTE	PROJECT DESCRIPTION	WORK TYPE	RESPONSIBLE AGENCY	BUDGET	TOTAL EXPENDITURES	CURRENT FY EXPENDITURES	REMAINING BUDGET
C41-128,106,295,379,384	Georgia Dr,Dutch Dr,Rebecca Dr, Windwood Acres Rd, Windwood Ct	PAVING #PAV01-0230	CTC COUNTY	\$565,000.00	\$39,778.90	\$39,778.90	\$525,221.10 OPEN
VARIOUS	ROCKING RH0039/RH0039.1	GRAVELING ROADS	RH0039 R&B COUNTY	\$137,127.83			\$137,127.83 OPEN
VARIOUS	CALCIUM CHLORIDE PROJ.	CACL2-12 CALCL2 ON ROADS	R&B COUNTY	\$18,270.00	\$7,282.88	7,282.88	\$10,987.12 OPEN
C41-201,068,276,020	LAKE DR,COLD HARBOR DR,PINE HARBOR, BAT	PAVING #LCPB01-0220	CTC COUNTY	\$520,000.00	\$483,628.61	\$450,877.34	\$36,371.39 COMPLETED/RETURNED FUNDS
VARIOUS	ROCKING RH0038-	GRAVELING ROADS	RH0038 R&B COUNTY	\$161,911.08	\$161,911.08	\$161,911.08	\$0.00 COMPLETED
VARIOUS	CALCIUM CHLORIDE PROJ.	CACL2-11 CACL2 ON ROADS	R&B COUNTY	\$10,650.78	\$10,650.78	\$10,650.78	\$0.00 COMPLETED
TOTALS				\$1,412,959.69	\$703,252.25	\$670,500.98	\$709,707.44

EXPENDITURES FOR LOCAL PAVING PROJECTS AS PERCENT OF TOTAL INCOME 32%

MONIES FROM COMPLETED PROJECTS WILL BE FUNNELED BACK INTO ACTIVE MONIES

## STATE ROAD PROJECTS

LOCAL ROUTE	PROJECT DESCRIPTION	WORK TYPE	RESPONSIBLE AGENCY	BUDGET	EXPENDITURES	CURRENT FY EXPENDITURES	REMAINING BUDGET
41804	US-378,S41-061	RESURFACING	SCDOT	\$350,001.00	\$350,001.00	\$350,001.00	
40469	S41-33,S41-179,S41-264	RESURFACING	SCDOT	\$ 636,800.00	\$ 636,800.00		
TOTALS				\$986,801.00	\$986,801.00	\$350,001.00	\$0.00

EXPENDITURES FOR STATE ROAD PROJECTS AS PERCENT OF TOTAL INCOME 0%

## STATE ROAD MATCH PROJECTS


ROAD-ROUTE	PROJECT DESCRIPTION	WORK TYPE	RESPONSIBLE AGENCY	CTC PROGRAM MATCH FUNDS COMMITTED	EXPENDITURES	CURRENT FISCAL YEAR EXPENDITURES	REMAINING BUDGET	CURRENT FISCAL YR. EXPENDITURES IN EXCESS OF MATCH AMT.*
TOTALS				\$ -	\$ -	\$ -	\$ -	\$0.00
				\$ -	\$ -	\$ -	\$ -	\$0.00

EXPENDITURES FOR STATE ROAD PROJECTS AND MATCH PROJECTS IN EXCESS OF MATCH AMOUNT AS PERCENT OF TOTAL INCOME

0%

CTC CHAIRMAN:

DATE:

  
 July 23, 2012

**2012 SPARTANBURG COUNTY CTC ANNUAL C FUND REPORT**  
**JULY 1, 2011 - JUNE 30, 2012**

**INCOME AND EXPENSES**

Balance of Funds as of July 1, 2011 ..... \$ 6,229,185

**Income:**

Funds Received for Period July 1, 2011 through June 30, 2012	\$ 4,019,338
Interest Earned for Period July 1, 2011 through June 30, 2012	\$ 14,427
Total Income .....	<u>\$ 4,033,765</u>

**Expenses:**

Administrative Expenses	\$ 1,126
Local Paving Project Expenditures	\$ 2,584,915
State Road Project Expenditures	\$ 695,988
Total Expenditures .....	<u>\$ 3,282,029</u>

Balance of Funds as of June 30, 2012 ..... \$ 6,980,921

**FUNDING COMMITMENTS**

Local Paving Projects	\$ 2,219,325
State Road Projects	\$ 1,807,591
Total Committed Funds .....	<u>\$ 4,026,917</u>
Total Uncommitted Funds Available for New Projects .....	<u>\$ 2,954,005</u>

**Uncommitted Funds as Percent of Total Income = 73.2%**

# **LOCAL ROAD PROJECTS**

LOCAL ROUTE	PROJECT DESCRIPTION	WORK TYPE	RESPONSIBLE AGENCY	BUDGET	TOTAL EXPENDITURES	CURRENT FISCAL YEAR EXPENDITURES	REMAINING BUDGET
06014 686	Phase II Willis Road Walking/Bike Path	Install Walking/Bike Path	Spartanburg County	\$ 66,335.05	\$ 66,335.05	\$ -	\$ -
07017 1207	DAIRY RIDGE ROAD BRIDGE REPLACEMENT	Bridge	Spartanburg County	\$ 697,644.28	\$ 697,644.28	\$ -	\$ -
08022 585.1	BROCKMAN-MCCLIMON RD BRIDGE	Bridge	Spartanburg County	\$ 243,617.63	\$ 243,617.63	\$ -	\$ -
09001 12382/11659	Glendale Bridge Restoration	Bridge - Foot Traffic	Spartanburg County	\$ 120,000.00	\$ 50,000.00	\$ 50,000.00	\$ 70,000.00
09013 City Streets	BOMAR AVE - CITY OF SPARTANBURG	Realignment	City	\$ 202,080.00	\$ 202,080.00	\$ 130,682.65	\$ -
09019 11053	OVERHEAD BRIDGE REPLACEMENT	Bridge	Spartanburg County	\$ 355,883.07	\$ 355,883.07	\$ 112.50	\$ -
09022 Various	CITY OF SPARTANBURG RESURFACING	Resurfacing	City	\$ 236,708.00	\$ 236,708.00	\$ -	\$ -
10002 922	WIDEN FAIRWINDS RD (BILO TO WASTE TREATMENT)	Widen	Spartanburg County	\$ 179,647.35	\$ 179,647.35	\$ -	\$ -
10008 822	REPLACE CULVERT ON CLARK ROAD	Replace Culvert	Spartanburg County	\$ 89,586.12	\$ 89,586.12	\$ 88,847.63	\$ -
10011 Municipal Street	FAIRFOREST RD BRIDGE REPLACEMENT	Bridge Replacement	City of Spartanburg	\$ 380,000.00	\$ -	\$ -	\$ 380,000.00
10017 Various	CITY RESURFACING	Resurfacing	City of Spartanburg	\$ 308,375.00	\$ 308,375.00	\$ -	\$ -
10019 Various	COUNTY & MUNICIPAL RESURFACING	Resurfacing	Spartanburg County	\$ 1,390,426.51	\$ 1,390,426.51	\$ -	\$ -
10024 Municipal Street	BOMAR INTERSECTION IMPROVEMENTS	Intersection Improvements	City of Spartanburg	\$ 48,436.00	\$ 48,436.00	\$ 48,436.00	\$ -
10026 769/2768	CULVERTS ON HANNON RD & WEST RD	Replace Culverts (materials only)	Spartanburg County	\$ 73,150.13	\$ 73,150.13	\$ -	\$ -
10028 Municipal Street	COWPENS BUNCHE CIR SIDEWALK	Install Sidewalks	Town of Cowpens	\$ 19,060.00	\$ 19,060.00	\$ -	\$ -
10029 888	RUNION RD BRIDGE REPLACEMENT	Bridge Replacement	Spartanburg County	\$ 154,488.41	\$ 154,488.41	\$ 196.93	\$ -
11006 2711 & S851	KELTNER / CEDAR SPGS DRAINAGE PIPE	Drainage pipe replacement	Spartanburg County	\$ 118,967.64	\$ 118,967.64	\$ 115,095.85	\$ -
11007 823	WESTMORELAND RD WIDENING	Widen	Spartanburg County	\$ 581,101.02	\$ 180,309.22	\$ 68,104.05	\$ 420,791.80
11008 Municipal Street	COWPENS SIDEWALK REPAIRS	Sidewalk repair	Town of Cowpens	\$ 19,000.00	\$ 19,000.00	\$ -	\$ -
11010 Various	COUNTY ANNUAL RESURFACING	Resurfacing	Spartanburg County	\$ 1,280,159.58	\$ 1,280,159.58	\$ 243,019.81	\$ -
11011 Municipal Street	CITY OF SPARTANBURG ANNUAL RESURFACING	Resurfacing	City of Spartanburg	\$ 354,000.00	\$ 354,000.00	\$ 354,000.00	\$ -
11013 S1375	EAST GRIFFITH RD RESURFACE & DRAINAGE REPAIR	Resurface and repair drainage	City of Woodruff	\$ 35,154.13	\$ 35,154.13	\$ 35,154.13	\$ -
11017 11080	EZELL BRIDGE REPLACEMENT	Bridge Replacement	Spartanburg County	\$ 365,580.72	\$ 365,580.72	\$ 38,188.76	\$ -
11019 Municipal Street	CURVE REALIGNMENT (PARTRIDGE RD)	Re-align curve on Partridge Road	City of Spartanburg	\$ 29,280.00	\$ 29,280.00	\$ 29,280.00	\$ -
11021 S 242.5 & S 316	LYMAN DRAINAGE	Install 1800 to 1900 foot of 36" drainage piping	Town of Lyman	\$ 142,700.00	\$ 108,531.81	\$ 108,531.81	\$ 34,168.19
11022 1207	DAIRY RIDGE ROAD BRIDGE ADDITIONAL	Bridge Replacement	Spartanburg County	\$ 17,467.00	\$ 17,467.00	\$ -	\$ -
12002 Miller Farm Road @ 292		Intersection Improvements	Spartanburg County	\$ 13,356.53	\$ 13,356.53	\$ 13,356.53	\$ -
12003 849	FOSTER ROAD CULVERT REPLACEMENT	Culvert Replacement	Spartanburg County	\$ 64,000.00	\$ 9,575.57	\$ 9,575.57	\$ 54,424.43
12004 1268/S47/11498	CLUB/SHOEMAKER	Intersection Improvements	Spartanburg County	\$ 165,191.83	\$ 77,356.92	\$ 77,356.92	\$ 87,834.91
12007 Municipal Street	BOMAR & S LIBERTY INTERSECTION IMPROVEMENTS	Intersection Improvements	City of Spartanburg	\$ 48,436.00	\$ 48,436.00	\$ 48,436.00	\$ -
12009 Municipal Street	EDWARDS RD REPAIR (DUNCAN)	Repair / Resurface	Spartanburg County	\$ 10,497.10	\$ 10,497.10	\$ 10,497.10	\$ -
12011 US 176 @ 11867	US 176 & FRANK CLINTON RD INTERSECTION	Intersection Improvements	Spartanburg County	\$ 218,172.48	\$ 44,223.60	\$ 44,223.60	\$ 173,948.88
12013 Matthew Perry Part	MATTHEW PERRY PKWY (ADDITIONAL FUNDING)	Construct Roadway	Spartanburg County	\$ 90,000.00	\$ -	\$ -	\$ 90,000.00
12014 County Portion	OLD BLACKSTOCK RD, FAIRFOREST WIDENING	Widen Roadway	Spartanburg County	\$ 383,182.90	\$ 41,983.02	\$ 41,983.02	\$ 341,219.88
12020 Various	COUNTY ANNUAL RESURFACING	Resurfacing	Spartanburg County	\$ 1,195,125.70	\$ 1,024,906.28	\$ 1,024,906.28	\$ 170,219.42
12021 Various	ANNUAL CITY OF SPARTANBURG RESURFACING	Resurfacing	City of Spartanburg	\$ 354,000.00	\$ -	\$ -	\$ 354,000.00
12022 Chamblin Street	SIDEWALKS CITY OF WOODRUFF CHAMBLIN ST.	Repair Sidewalk	City of Woodruff	\$ 18,856.71	\$ -	\$ -	\$ 18,856.71
12026 9914.0	COPPERLINE DRIVE CONNECTOR (PATHS)	Install Shared Use Path	Spartanburg County	\$ 49,011.00	\$ 5,150.00	\$ 5,150.00	\$ 43,861.00
TOTALS				\$10,108,677.89	\$ 7,889,352.67	\$ 2,584,915.14	\$ 2,219,325.22

EXPENDITURES FOR LOCAL PROJECTS AS PERCENT OF TOTAL INCOME = 64.1%  
EXPENDITURES FOR LOCAL PROJECTS AS PERCENT OF TOTAL EXPENDITURES = 78.8%

# STATE ROAD PROJECTS

ROAD - ROUTE	PROJECT DESCRIPTION	WORK TYPE	RESPONSIBLE AGENCY	BUDGET	EXPENDITURES	CURRENT FISCAL YEAR EXPENDITURES	REMAINING BUDGET
03009 Shoals Road @ H	IMPROVE INTERSECTION FOR SCHOOL DISTRICT 5	Intersection Improvements	School District 5	\$ 442,471.29	\$ 442,471.29	\$ 64,737.92	\$ -
06004 S-1258	SOUTHPORT STATION ACCESS (Matthew Perry Pkwy)	Street Relocation	Sptbg HA	\$ 307,476.11	\$ 63,351.11	\$ 1,750.00	\$ 244,125.00
07022 Various	SIDEWALK INSTALLATION IN PACOLET	Sidewalks	Town	\$ 67,965.00	\$ 32,100.00	\$ 9,500.00	\$ 35,865.00
08014 S-110	Delegation Set-A-Side Town of Cowpens	Signs, Poles, Hardware	Town of Cowpens	\$ 19,022.64	\$ 19,022.64	\$ 517.28	\$ -
08017 SC-101	Delegation - City of Woodruff	Sidewalks	Woodruff	\$ 33,460.00	\$ 33,460.00	\$ -	\$ -
08018 SC-290	Delegation - Sidewalks N. & S. Main Duncan	Sidewalks	Town of Duncan	\$ 50,720.00	\$ 50,720.00	\$ -	\$ -
09024 SC221	SIDEWALK ON MAIN IN WOODRUFF	Sidewalk	Woodruff	\$ 28,141.31	\$ 28,141.31	\$ -	\$ -
09026 US 29	STREETSCAPE ON MAIN IN COWPENS	Streetscape	Cowpens	\$ 101,793.00	\$ 53,909.32	\$ 53,909.32	\$ 47,883.68
10003 S 42 @ S 74	RAINBOW LAKE RD @ RIVER OAK RD INTERSECTION	Intersection Improvements	School District 2	\$ 300,000.00	\$ 300,000.00	\$ -	\$ -
10004 S 37	INSTALL SIDEWALKS COMPTON BRIDGE RD	Install Sidewalks	City of Inman	\$ 182,000.00	\$ 174,941.10	\$ 174,941.10	\$ 7,058.90
10010 S 62	SIGNAGE AND SIDEWALK - TOWN OF DUNCAN	Signage & Sidewalks	Town of Duncan	\$ 48,628.00	\$ 48,628.00	\$ -	\$ -
10013 S 212	EDWARD ROAD - PHASE 1	Rehabilitation	Spartanburg County	\$ 493,527.69	\$ 493,527.69	\$ -	\$ -
10015 SC 101 & S 177	DEL SET-A-SIDE WOODRUFF SIDEWALKS	Construct Sidewalks	City of Woodruff	\$ 27,156.00	\$ 27,156.00	\$ -	\$ -
10016 S 62	DEL SET-A-SIDE REIDVILLE STREETSCAPE	Continuation of Streetscape	Town of Reidville	\$ 25,000.00	\$ 25,000.00	\$ -	\$ -
10018 S 212	SCDOT ANNUAL RESURFACING	Rehabilitation	Spartanburg County	\$ 590,934.83	\$ 590,934.83	\$ -	\$ -
10021 C 296	GANO DR & DILLARD RD TURN LANES	Turn Lanes	Spartanburg County	\$ 226,502.54	\$ 226,502.54	\$ 190,779.42	\$ -
10022 SC 150	PACOLET RIVER BR LIGHTING	Install Lighting	Town of Pacolet	\$ 34,230.15	\$ 34,230.15	\$ -	\$ -
10023 S 43	CHESNEE SIDEWALKS W. MANNING ST	Install Sidewalks	City of Chesnee	\$ 59,126.00	\$ 59,126.00	\$ -	\$ -
10025 S 37	COMPTON BR RD SIDEWALKS	Install Sidewalks	City of Inman	\$ 35,000.00	\$ 35,000.00	\$ 27,687.50	\$ -
10027 SC 9	HWY 9 ROADSIDE IMPROVEMENTS & SIGN	Roadside Improvements and Welcome Sign	Boiling Springs Beautification Committee	\$ 13,743.00	\$ -	\$ -	\$ 13,743.00
11002 US 29 @ Zion Hill	SIGNS US-29 AT ZION HILL RD	Signs	SCDOT	\$ 500.00	\$ 500.00	\$ -	\$ -
11003 S 42	SIGNALS AT BOILING SPGS FIRE DEPT RAINBOW LK RD	Signals	SCDOT	\$ 48,934.50	\$ 48,934.50	\$ -	\$ -
11004 S 645	PIPE DITCH SYPHRIT RD - WELLFORD BAPTIST	Pipe ditch	SCDOT	\$ 7,314.00	\$ 7,314.00	\$ -	\$ -
11005 S 55	PEACHTREE ROAD ROUNDABOUT	Reclamation	Spartanburg County	\$ 104,295.47	\$ 104,295.47	\$ -	\$ -
11009 221	MAY FIRE DEPARTMENT FLASHERS	Install Flashers	Mayo Fire Dept	\$ 7,130.00	\$ 7,130.00	\$ 7,130.00	\$ -
11012 S692, S35, S93	SCDOT ANNUAL RESURFACING	Resurfacing	SCDOT	\$ 709,000.00	\$ 709,000.00	\$ -	\$ -
11014 221	CHEROKEE SPGS FIRE DEPT FLASHERS	Install Flashers	Cherokee Springs	\$ 7,130.00	\$ 7,130.00	\$ 7,130.00	\$ -
11015 221	CHESNEE COMMUNITY FIRE DEPT FLASHERS	Install Flashers	Chesnee Community Fire Dept	\$ 7,130.00	\$ 7,130.00	\$ 7,130.00	\$ -
11016 731	FALLING CREEK ROAD RELOCATION	Relocation	Spartanburg County	\$ 49,011.00	\$ 49,011.00	\$ 48,886.00	\$ -
11018 S2	SIDEWALKS UPGRADE TO ADA (COLLEGE/HOWARD)	Upgrade Sidewalks to ADA Standards	City of Spartanburg	\$ 48,436.00	\$ 48,436.00	\$ 48,436.00	\$ -
11020 S771 @ S79	STOP SIGN & ISLAND VALLEY FALLS/SPRINGFIELD	Construct island and Install Stop Sign	SCDOT	\$ 2,759.00	\$ 2,759.00	\$ -	\$ -

11024	S514	CHESNEE SIDEWALKS REPAIR (PICKENS ST)	Repair Sidewalk	City of Chesnee	\$	-	\$	-	\$	-	\$	-
12001	SC 11	CHESNEE SIDEWALKS REPAIR	Repair Sidewalk	City of Chesnee	\$	14,144.76	\$	14,144.76	\$	14,144.76	\$	-
12005	Various	ROAD SIGNS MILLIKEN/RICE/STROBLE	Signs	SCDOT	\$	1,500.00	\$	1,500.00	\$	1,500.00	\$	-
12008	S31 @ 1936	CANNONS CAMPGROUD RD TURNING LANES	Construct Turning Lanes	Spartanburg County	\$	135,000.00	\$	1,200.00	\$	1,200.00	\$	133,800.00
12010	S 242	DANZLER RD SIDEWALK (DIST 5 SCHOOLS)	Construct Sidewalks	School District 5	\$	8,000.00	\$	8,000.00	\$	8,000.00	\$	-
12012	SC 11	HIGHWAY 11 SIDEWALK REPAIRS	Sidewalk repair	City of Chesnee	\$	9,963.54	\$	9,963.54	\$	9,963.54	\$	-
12015	S60	PROJECT 300	Roadway Improvements	Spartanburg County	\$	526,869.68	\$	17,652.11	\$	17,652.11	\$	509,217.57
12016	296	REIDVILLE FIRE SHOULDER MOUNT FLASHERS	Install Flashers	SCDOT	\$	10,000.00	\$	-	\$	-	\$	10,000.00
12017	US 176	NORTH SPTBG FIRE FLASHERS US 176	Install Flashers	SCDOT	\$	5,000.00	\$	-	\$	-	\$	5,000.00
12018	SC 150 & Sunny A	PACOLET RIVER GATEWAY ROUNDABOUT	Construct Roundabout	SCDOT	\$	19,060.00	\$	-	\$	-	\$	19,060.00
12019	S 187	RESURFACE (S187) FAIRFIELD RD	Resurface Roadway	SCDOT	\$	722,231.42	\$	493.08	\$	493.08	\$	721,738.34
12023	296	HORTMAN BRIDGE SIGN	Install Signs	SCDOT	\$	500.00	\$	500.00	\$	500.00	\$	-
12024	US 29 South	COWPENS SIDEWALKS HWY 29	Construct Sidewalks	Town of Cowpens	\$	19,000.00	\$	-	\$	-	\$	19,000.00
12025	SC 14	WEST RUTHERFORD ST. LANDRUM LEVEL RD.	Level Off Roadway	Spartanburg County	\$	11,550.00	\$	-	\$	-	\$	11,550.00
12027	S 243/S 43	GUARDRAIL CHEROKEE CIR & PARRIS BRIDGE RD	Install Guardrail	SCDOT	\$	29,550.00	\$	-	\$	-	\$	29,550.00
TOTALS					\$	5,590,906.93	\$	3,783,315.44	\$	695,988.03	\$	1,807,591.49

EXPENDITURES FOR STATE PROJECTS AS PERCENT OF TOTAL INCOME = 17.1%  
 EXPENDITURES FOR STATE PROJECTS AS PERCENT OF TOTAL EXPENDITURES = 21.2%

CTC Chairman:

(Signature)

Date:

**Sumter County ANNUAL C FUND REPORT**  
**JULY 1, 2011 - JUNE 30, 2012**

**INCOME AND EXPENSES**

Balance of Funds as of July 1, 2011 ..... 2,028,445.42

Income:

Funds Received for Period July 1, 2011 through June 30, 2012	1,686,802.29	
Interest Earned for Period July 1, 2011 through June 30, 2012	899.04	
Total Income .....		1,687,701.33

Expenses:

Administrative Expenses	430.53	
Local Paving Project Expenditures	830,740.02	
State Road Project Expenditures	648,702.37	
State Road Match Expenditures		
Total Expenditures	<u>1,479,872.92</u>	
Balance of Funds as of June 30, 2012 .....		2,236,273.83

**FUNDING COMMITMENTS**

Local Paving Projects	246,859.41	
State Road Projects	-33,928.94	
State Road Match Projects	0.00	
Total Committed Funds	<u>212,930.47</u>	
Total Uncommitted Funds Available for New Projects .....		2,023,343.36

**Sumter County CTC**  
11 - 12

**LOCAL PAVING PROJECTS**

LOCAL ROUTE	PROJECT DESCRIPTION	WORK TYPE	RESPONSIBLE AGENCY	BUDGET	TOTAL EXPENDITURE	Current Expenditures	REMAINING BUDGET
	White Pine, Club, Club Forest, Stratton, Gray Fox, Gray Fox Ct, Omarest, Tudor, Covington	Resurface	City of Sumter	\$ 242,680.55	\$ 21,672.28	\$ 21,672.28	\$ 20,883.73
	Opra House Parking	Resurface	City of Sumter	\$ 306,550.14	\$ 306,550.14	\$ 306,550.14	\$ -
	Advertising City Street Resurfacing Project	Resurface/Advertising	City of Sumter	\$ 88.08	\$ 88.08	\$ 88.08	\$ -
	Summer View S/D, Winter Park S/D, Rainbow Falls S/D, Crowndale S/D	Resurfacing	County	\$833,231.20	\$22,231.20	\$22,231.20	\$0.00
	Colony Rd, Lloyd Drive, Danny Ct, Danny St., Corona	Paving	County	\$706,174.00	\$480,198.32	\$480,198.32	\$225,975.68
<b>Totals for Local Paving Projects</b>				<b>\$ 2,088,723.97</b>	<b>\$ 830,740.02</b>	<b>\$ 830,740.02</b>	<b>\$ 246,859.41</b>

EXPENDITURES FOR LOCAL PAVING PROJECTS AS  
PERCENT OF TOTAL INCOME =

49.22%

**STATE ROAD PROJECTS**

ROAD ROUTE	PROJECT DESCRIPTION	WORK TYPE	RESPONSIBLE AGENCY	BUDGET	TOTAL EXPENDITURE	Current Expenditures	REMAINING BUDGET
	Road Dedication Sign - Cale Yarborough Interchange	Dedication Sign	SC DOT	\$500.00	\$500.00	\$500.00	0
	Corner, Pamander, Pine, Purdy, Updese, Hoyt, Jones, Magnolia	Resurface	City of Sumter	\$ 276,297.28	\$ 102,034.96	\$ 102,034.96	\$ (33,928.94)
	Traffic Light Loops on Broad and Miller and Liberty and Guignard	Repair Traffic Loop	City of Sumter	\$ 2,000.00	\$ 2,000.00	\$ 2,000.00	\$ -
	Traffic Light Loops on Purdy St	Install Traffic Loop	City of Sumter	\$ 5,987.59	\$ 5,987.59	\$ 5,987.59	\$ -
	Jan, Brown, Jones, Laurel, Saratoga, Porcher, Murphy, Miller, Carrol, S Mary, Folson, Buckhorn, Lillington)(PCN 41571)	Resurface	SC DOT	\$ 538,179.82	\$ 538,179.82	\$ 538,179.82	\$ -
<b>Totals for State Road Projects</b>				<b>\$ 822,964.69</b>	<b>\$ 648,702.37</b>	<b>\$ 648,702.37</b>	<b>\$ (33,928.94)</b>

EXPENDITURES FOR STATE ROAD PROJECTS =

38.44%

\* Note: For match programs only CTC expenditures in excess of match amounts may be applied towards meeting the 25% requirement for expenditure on the state highway system

CTC Chairman: \_\_\_\_\_

Date: 10-9-12

# York County Annual C Fund Report

July 1, 2011 - June 30, 2012

Report Date = September 10, 2012

## INCOME AND EXPENSES

Balance of Funds as of July 1, 2011

Income:

Funds Received for Period July 1, 2011 through June 30, 2012

Interest Earned for Period July 1, 2011 through June 30, 2012

Total Income

Expenses:

Administrative Expenses

Local Road Project Expenditures

State Road Project Expenditures

State Road Match Expenditures

Total Expenditures

Balance of Funds as of June 30, 2012

## FUNDING COMMITMENTS

Local Paving Projects

State Road Projects

State Road Match Projects

Total Committed Funds

Total Uncommitted Funds Available for New Projects



.....  
\$12,756,899.88

\$3,600,957.51

\$32,960.47

.....  
\$3,633,917.98

\$0.00

\$927,584.01

\$2,920,554.82

\$0.00

.....  
\$3,848,138.83

.....  
\$12,542,679.03

\$2,941,571.86

\$3,148,152.56

\$0.00

.....  
\$6,089,724.42

.....  
\$6,452,954.61

**LOCAL PAVING PROJECTS**

Local Route	Approval Year	Project Description	Work Type	Responsible Agency	Budget	Total Expenditures	Current Fiscal Year Expenditures	Remaining Budget
Woodend Lane D1-012, Buckingham Court F4-078, Mallory Drive G6-037, Newcastle Drive F4-083, Enterprise Drive H7-005	2009-2010	CF 09-10 EN Resurfacing (Blythe)	Resurfacing	York County (EN)	\$ 207,584.00	\$ 221,334.71	\$ 221,334.71	\$ (13,750.71)
Edgemont Drive, Long Street (CRH)	2009-2010	CF 09-10 RH	Resurfacing	City of Rock Hill	\$ 182,260.00	\$ 89,950.00	\$ 89,950.00	\$ 92,310.00
Erinbrook Ct, Wilcrest Ct, Honeybee Tr, & Blossom Terrace	2010-2011	CF 10-11 EN	Resurfacing	York County (EN)	\$ 250,480.00	\$ 49,595.34	\$ 49,595.34	\$ 200,884.66
Green Street, Glenn Street, S Confederate Street, Kirkstone Lane, Hope Street, Cedar Street	2010-2011	CF 10-11 RH	Resurfacing	City of Rock Hill	\$ 380,022.00	\$ 293,573.62	\$ 293,573.62	\$ 86,448.38
Point Clear Drive	2010-2011	CF 10-11 TC	Resurfacing	City of Tega Cay	\$ 158,333.00	\$ 133,111.84	\$ 133,111.84	\$ 25,221.16
Hunters Quest, Pittman Road, Lilac Court, Canadian Road, Windmill Lane	2011-2012	Calcium Chloride Treatment- PW		Public Works		\$ 3,285.00	\$ 3,285.00	
Sunset Meadow Lane C6-012, Old Pinckney Road C5-002, Jennie Boyd Court J6-054, Orindawood Road C6-003, Yorkshire Road H6-073	2009-2010	Gravel Road Paving Project	Paving	York County (EN)	\$ 659,075.15	\$ 136,733.50	\$ 136,733.50	\$ 522,341.65

**TOTALS**

EXPENDITURES FOR LOCAL PAVING PROJECTS AS PERCENT OF TOTAL INCOME =

\$ 1,837,754.15	\$ 927,584.01	\$ 927,584.01	\$ 913,455.14
27.1%			

**STATE ROAD PROJECTS**

Road-Route		Project Description	Work Type	Responsible Agency	Budget	Expenditures	Current Fiscal Year Expenditures	Remaining Budget
Kimbrell Road S-860, Marlon Street Ph. 1 S-217, St. Paul Church Road S-151, Concord Road S-1132, Bell Avenue S-41, Church Road S-654, Wagon Wheel Court S-1056, Bloomfield Road S-1455, Hyatt Avenue S-1096, Longblair Road S-461, Bay Ridge Road S-1573	2010-2011	SCDOT 2010-2011 Resurfacing Project	Resurfacing	SCDOT	\$ 1,411,914.00	\$ 1,266,768.27	\$ 1,266,768.27	\$ 145,145.73
SC Highway 160, Gold Hill Road S-98, Zoar Road S-155	2008-2009	CMAQ Grant Match Project#07007 Gold Hill/Zoar/Highway 160 Turn Lanes	Turn Lanes	York County (Planning)	\$ 153,600.00	\$ 153,600.00	\$ 153,600.00	\$ -
Kuykendal Street S-584	2009-2010	CF 09-10 RH	Resurfacing	City of Rock Hill	\$ -	\$ 42,816.00	\$ 3,616.00	\$ (42,816.00)
Johnston Street S-341	2008-2009	CF 08-09 RH	Resurfacing	City of Rock Hill	\$ 25,160.00	\$ 23,525.00	\$ 3,245.00	\$ 1,635.00
S-322 (Cherry Rd.)	1997	Pennies for Progress Funding Shortfall	Widening	York County (PFP)	\$ 1,400,000.00	\$ 1,244,679.00	\$ 596,402.00	\$ 155,321.00
Finley Road Sidewalk Ph. 1, 2, & 3	2009-2010	Sidewalk/Pedestrian Bridge	Sidewalk	York County/City of Rock Hill	\$ 201,000.00	\$ 73,109.40	\$ 73,109.40	\$ 127,890.60
Martin Luther King, Jr. Blvd (Constitution Blvd)	2011-2012	Dedication Sign	Signage	SCDOT	\$ 500.00	\$ 500.00	\$ 500.00	\$ -

Hickory Lane S-893, Scoggins Street S-869, McCullough Street S-1136, Workman Street S-487, Flint Hill Street S-288, Edgewood Drive S-1370, Midvale Avenue S-570, Stadium Street S-514, Rolling Ridge S-847, Monterey Drive S-826, Marett Boulevard S-634, Frayser Street S-585, McDowell Drive S-634, Wood Street S-1179, Roy Street West S-606	2010-2011	CF 10-11 RH	Resurfacing	City of Rock Hill	\$ 766,163.00	\$ 823,314.15	\$ 823,314.15	\$ (57,151.15)
---	-----------	-------------	-------------	-------------------	---------------	---------------	---------------	----------------

TOTALS

\$ 3,958,337.00 \$ 3,628,311.82 \$ 2,920,554.82 \$ 330,025.18

STATE ROAD MATCH PROJECTS

Road-Route	Project Description	Work Type	Responsible Agency	Budget	Expenditures	Current Fiscal Year Expenditures	Remaining Budget
				\$ -	\$ -	\$ -	\$ -
				\$ -	\$ -	\$ -	\$ -

TOTALS

EXPENDITURES FOR STATE ROAD PROJECTS AND MATCH PROJECTS IN EXCESS OF MATCH AMOUNT AS PERCENT OF TOTAL INCOME =

85.3%

CTC CHAIRMAN:

DATE:

10-15-12