



Window's Remote Desktop Service for iOS (iPhone & iPad)



The Legislative Services Agency offers Windows Remote Desktop Service (RDS) to provide the ability to work remotely, such as from home, using the applications and resources of the legislative network.

To use this service, the “Microsoft Remote Desktop” (**RD Client**) app is required. The free app is available in the iTunes App Store.



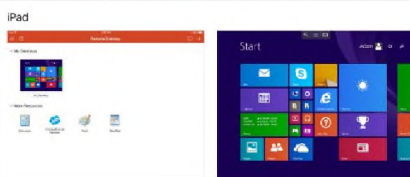
Microsoft Remote Desktop
Microsoft Corporation
★★★★☆ (216)

OPEN

Details

Reviews

Related



Description

*Overview
With the Microsoft Remote Desktop app, you can connect to a remote PC and your work resources from almost anywhere. Experience a rich Windows experience with RemoteFX in a Remote Desktop client.



To download the app:

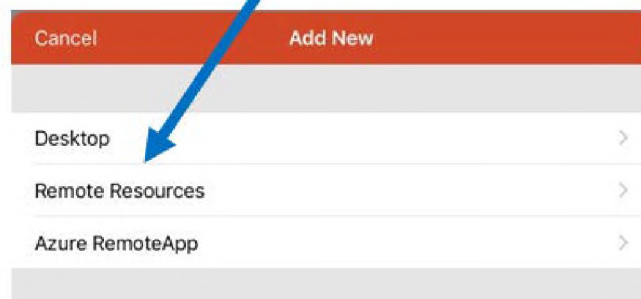
1. Go to the iTunes App Store and in the search field at the top right, type “Microsoft Remote Desktop”.
2. In the results, find the app offered by “Microsoft Corporation” to ensure it is the correct one.
3. Then download the app onto your device by selecting “Get”.

Open the app once it has finished downloading and follow these steps to set up the connection:

1. At the top right corner select the “+” (plus) icon to add a new connection.



2. Next, select “Remote Resources” from the list of connection types.

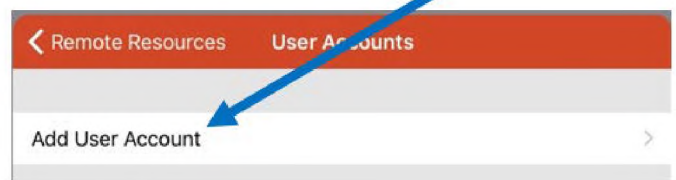


Two fields will appear that need to be completed.

- a. In the “E-mail or URL” field, type “**rds.scstatehouse.gov**”. Then select “**Done**” in the top right corner.

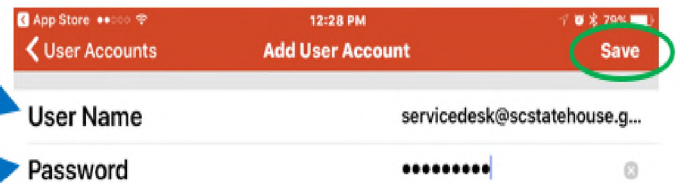


- b. In the “User Account” field, select “**Add User Account**”.



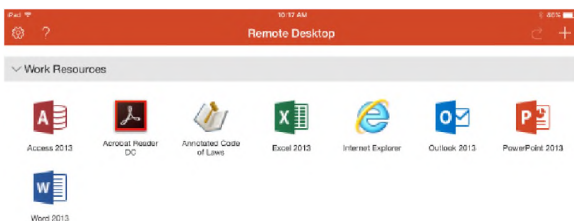
- i. In the “User Name” field enter your email address.

- ii. In the “Password” field, enter the network password you use to log into computers at the State House.





- c. Select “**Save**” in the top right corner.

- d. Then select “**Find Feed**” in the top right corner to connect to the Legislative Network.



Once connected, you will see a list of the available legislative network resources. Tap an app to open it.

To close the resource, tap the menu button , then tap on .

TIP: Once installed, run the **RD Client** app to access the LSA Legislative Network resources.