

SCDOT

Annual Report 2008-2009

THE PROGRAM

Summary Report for the 2008/2009 C Fund Program

C Program Background:

The C Program is a long-established partnership between SCDOT and the forty six counties of South Carolina to fund the improvements of state roads, county roads, city streets and other local transportation projects. The C Program is successful because local leaders and citizens alike are willing to work with SCDOT to meet the needs of the communities throughout South Carolina. Section A and B of South Carolina Code 12-28-2740 state that two and sixty-six one-hundredths cents a gallon of the user fee on gasoline must be deposited with the State Treasurer and used in furtherance of a countywide transportation plan adopted by county transportation committees.

The projected revenue from the sale of gasoline allocated to the C Fund program is expected to increase slightly from \$63,000,000 in state fiscal year 2008-2009 to \$64,860,000 for the current state fiscal year 2009-2010. This minor increase can be attributed to modest fluctuations in the price and consumption of gasoline. It is expected this change in income to the county transportation committees will translate into a small increase from the previous year in the number of transportation related improvement projects being constructed throughout South Carolina.

Annual Report:

The nineteen County Transportation Committees listed in this report administered C Funds for their respective counties during the 2008/2009 state fiscal year. The individual county reports contained herein were prepared by each County Transportation Committee and submitted to the South Carolina Department of Transportation (SCDOT). These individual reports have been compiled and are being submitted to the General Assembly as required by Section D of South Carolina Code 12-28-2740.

In accordance with Section P of South Carolina Code Section 12-28-2740, SCDOT has performed compliance reviews of the self administered county transportation committees. All nineteen committees programmed a sufficient quantity of transportation related projects on the state highway system to ensure compliance with the law. Furthermore, the balance of uncommitted funds carried forward from one year into the next did not exceed three hundred percent of the county's total apportionment for the most recent year as required by Section D of the South Carolina Code Section.

Questions regarding the C Program can be directed to SCDOT's "C" Program Administrator, Herbert J. Cooper @ 803-737-0230.

REPORT TO THE GENERAL ASSEMBLY


C FUND EXPENDITURES

FOR

SELF ADMINISTERED

COUNTY TRANSPORTATION COMMITTEES

JULY 1, 2008 – JUNE 30, 2009



ANDERSON COUNTY
 BEAUFORT COUNTY
 BERKELEY COUNTY
 CHARLESTON COUNTY
 CHEROKEE COUNTY
 CHESTER COUNTY
 CLARENDON COUNTY
 COLLETON COUNTY
 EDGEFIELD COUNTY
 GREENVILLE COUNTY

GREENWOOD COUNTY
 LANCASTER COUNTY
 LAUARENS COUNTY
 LEXINGTON COUNTY
 PICKENS COUNTY
 SALUDA COUNTY
 SPARTANBURG COUNTY
 SUMTER COUNTY
 YORK COUNTY

LISTING OF COUNTIES ADMINISTERING C FUNDS

Section 1:	Anderson County Transportation Committee
Section 2:	Beaufort County Transportation Committee
Section 3:	Berkeley County Transportation Committee
Section 4:	Charleston County Transportation Committee
Section 5:	Cherokee County Council
Section 6:	Chester County Council
Section 7:	Clarendon County Council
Section 8:	Colleton County Transportation Committee
Section 9:	Edgefield County Transportation Committee
Section 10:	Greenville County Transportation Committee
Section 11:	Greenwood County Transportation Committee
Section 12:	Lancaster County Transportation Committee
Section 13:	Laurens County Transportation Committee
Section 14:	Lexington County Council
Section 15:	Pickens County Transportation Committee
Section 16:	Saluda County Transportation Committee
Section 17:	Spartanburg County Transportation Committee
Section 18:	Sumter County Transportation Committee
Section 19:	York County Transportation Committee

ANDERSON COUNTY ANNUAL C FUND REPORT

JULY 2008 - JUNE 2009

9/25/2009

INCOME AND EXPENSES

Balance of Funds as of July 1, 2008 \$ 4,101,308

Income:

Funds Received for Period July 1, 2008 through June 30, 2009	\$ 2,751,278	
Interest Earned for Period July 1, 2008 through June 30, 2009	\$ 42,340	
Total Income		\$ 2,793,619

Expenses:

Administrative Expenses	\$ 2,000	
Per Diem Expenses	\$ -	
Local Paving Project Expenditures	\$ 974,077	
State Road Project Expenditures	\$ 2,811,697	
Total Expenditures		\$ 3,787,774

Balance of Funds as of June 30, 2009 **\$ 3,107,153**

REMAINING FUNDING COMMITMENTS

Local Paving Projects	\$ 1,325,655	
State Road Projects	\$ 818,213	
Total Committed Funds		\$ 2,143,868
Total Uncommitted Funds Available for New Projects		\$ 963,285
Uncommitted Funds as Percent of Total Income =	34.5%	

Note: Typically all funds available are programmed. Uncommitted funds reflected, are mainly due to a timing issues.

LOCAL PAVING PROJECTS

Note: To Date Expenses can reflect multiple fiscal years.

LOCAL ROUTE	PROJECT DESCRIPTION	WORK TYPE	RESPONSIBLE AGENCY
IV-16-1772	West Church Street - Iva	resurface	County
C-17-0032	Jones Chapel Road	resurface	County
BN-18-1667	Woodland Drive (Circle) City portion	resurface	County
C-02-0017	Colonel Johnson Road	resurface	County
C-13-0013	Sam Turner Road Bridge Replacement	bridge replacement	County
C-09-0383	Michelin Boulevard	road repairs	County
C-09-0018	Cherry Seed Road	resurface	County
C-15-0081	Camelot Drive	resurface	County
C-17-0032	Jones Chapel Road	resurface	County
C-13-0010	Greg Shoals Road	resurface	County
AN-10-1663	Sharpe Street	Streetscape	County
C-01-0093	Woodson Road	resurface	County
WM-07-2223	S. Academy Street	resurface	County
WM-07-2222	S. Academy Street	resurface	County
WM-07-1939	Academy Street	resurface	County
C-07-0125	S. Academy Street Ext.	resurface	County
C-15-0163A	Thompson Road Relocation	Road Construction	County

TOTALS

STATE ROAD PROJECTS

Note: Actual Expenses can reflect multiple fiscal years.

ROAD - ROUTE	PROJECT DESCRIPTION	WORK TYPE	RESPONSIBLE AGENCY
S-04-0164	Slab Bridge Road	Resurface	SCDOT
S-04-0156	First Avenue	Resurface	SCDOT
S-04-0215	Danne Bannister Road	Resurface	SCDOT
S-04-0471	Park Avenue	Resurface	SCDOT
S-04-0451	Pinson Drive	Resurface	SCDOT
S-04-1116	Inway Drive	Resurface	SCDOT
S-04-0144	McAlister Road	Resurface	SCDOT
Hwy 76/178	Honea Path - Streetscape Main St. Overage	Streetscape	SCDOT
C-10-0155	Brown Road & Bridge	bridge replacement	SCDOT
US 76/178	Retaining Wall - Belton	Streetscape	SCDOT
SC Hwy 24	Flashing lights - Fork & Townville FD	Safety	SCDOT
SC 187 South	Willford Fire Dept. - Flashing Lights (Belton)	Safety	SCDOT
S-04-0631	*F* Street		SCDOT
S-04-0771	Frances Street		SCDOT
S-04-0772	Woodland Way		SCDOT
S-04-1015	Trussel Street	Resurface	SCDOT
S-04-0247	Rice Cemetery Road		SCDOT
S-04-1150	Simms School Road		SCDOT
	Center Rock Fire Dept. - Flashing Lights	Safety	SCDOT
SC 81 South	Town of Iva - Medians	Safety	SCDOT
S-04-0591	Woodland Drive		SCDOT
S-04-0598	Mahaffey Street		SCDOT
S-04-0726	Stancel Street	Resurface	SCDOT
S-04-0668	Sexton Gin Road		SCDOT
S-04-0156	First Avenue		SCDOT
S-04-0331	Broadway Fire Dept. Substation Flash Light	Safety	SCDOT 2

	FISCAL YEAR	TO DATE		
BUDGET	EXPENDITURES	EXPENDITURES	REMAINING BUDGET	
\$130,000.00	(\$10.00)	\$114,728.90	\$15,271.10	Complete
\$330,000.00	\$3,072.78	\$200,023.22	\$129,976.78	Complete
\$19,200.00	\$19,200.00	\$19,200.00	\$0.00	Complete
\$208,500.00	\$8,658.44	\$205,577.70	\$2,922.30	Complete
\$17,000.00	\$760.87	\$17,000.00	\$0.00	Complete
\$200,000.00	\$12,456.90	\$146,106.09	\$53,893.91	Incomplete
\$98,000.00	\$3,432.25	\$67,218.98	\$30,781.02	Complete
\$46,000.00	\$3,419.18	\$34,191.77	\$11,808.23	Complete
\$330,000.00	\$19,988.71	\$200,023.22	\$129,976.78	Complete
\$305,500.00	\$293,721.42	\$293,721.42	\$11,778.58	Complete
\$155,100.00	\$155,100.00	\$155,100.00	\$0.00	Complete
\$131,000.00	\$86,761.00	\$86,761.00	\$44,239.00	Complete
\$52,500.00	\$34,324.12	\$34,324.12	\$18,175.88	Complete
\$140,000.00	\$101,636.84	\$101,636.84	\$38,363.16	Complete
\$12,500.00	\$12,601.01	\$12,601.01	(\$101.01)	Complete
\$38,500.00	\$18,953.08	\$18,953.08	\$19,546.92	Complete
\$200,000.00	\$200,000.00	\$200,000.00	\$0.00	Complete
			\$6.00	
\$ 2,413,800	\$ 874,077		\$ 606,833	

	FISCAL YEAR	TO DATE		
BUDGET	EXPENDITURES	EXPENDITURES	REMAINING BUDGET	
\$284,473.66	\$115,172.94	\$284,473.65	\$0.01	Incomplete
\$445,923.96	\$180,538.24	\$445,923.97	(\$0.01)	Incomplete
\$116,644.84	\$47,225.21	\$116,644.83	\$0.02	Incomplete
\$56,967.36	\$23,063.99	\$56,967.35	\$0.01	Incomplete
\$55,066.47	\$22,294.40	\$55,066.49	(\$0.01)	Incomplete
\$141,057.18	\$57,108.88	\$141,057.19	(\$0.01)	Incomplete
\$164,866.53	\$66,748.40	\$164,866.52	\$0.01	Incomplete
\$75,000.00	\$54,250.00	\$54,250.00	\$20,750.00	Incomplete
\$620,000.00	\$75,270.00	\$75,338.00	\$544,662.00	Incomplete
\$8,500.00	\$8,500.00	\$8,500.00	\$0.00	Complete
\$7,650.00	\$7,650.00	\$7,650.00	\$0.00	Complete
\$7,000.00	\$6,750.00	\$6,750.00	\$250.00	Complete
			\$0.00	Incomplete
			\$0.00	Incomplete
			\$0.00	Incomplete
\$1,271,088.00	\$1,068,118.27	\$1,068,118.27	\$202,969.73	Incomplete
			\$0.00	Incomplete
			\$0.00	Incomplete
\$7,500.00	\$6,850.00	\$6,850.00	\$650.00	Complete
\$45,000.00	\$45,000.00	\$45,000.00	\$0.00	Complete
			\$0.00	Incomplete
			\$0.00	Incomplete
\$804,706.00	\$804,706.00	\$804,706.00	\$0.00	Incomplete
			\$0.00	Incomplete
			\$0.00	Incomplete
\$6,550.00	\$6,550.00	\$6,550.00	\$0.00	Complete

LOCAL ROUTE	PROJECT DESCRIPTION	WORK TYPE	RESPONSIBLE AGENCY	BUDGET	EXPENDITURES	EXPENDITURES	REMAINING BUDGET	
							\$0.00	
TOTALS				\$ 4,117,994	\$ 2,595,796	\$ 3,348,712	\$ 769,282	

STATE ROAD MATCH PROJECTS

Note: Actual Expenses can reflect multiple fiscal years.

ROAD - ROUTE	PROJECT DESCRIPTION	WORK TYPE	RESPONSIBLE AGENCY	BUDGET	FISCAL YEAR	TO DATE	REMAINING BUDGET		CURRENT FISCAL YEAR EXPENDITURES IN EXCESS OF MATCH AMOUNT
					EXPENDITURES	EXPENDITURES			
Various	State Match Program	Resurface	SCDOT	\$304,000.00	\$215,900.85	\$215,900.85	\$88,099.15	Incomplete	
TOTALS				\$ 304,000	\$ 215,901	\$ 215,901	\$ 88,099		\$ -

EXPENDITURES FOR STATE ROAD PROJECTS AND MATCH PROJECTS IN EXCESS OF MATCH AMOUNT (AS A PERCENT OF TOTAL INCOME) = 92.9%

CTC CHAIRMAN:

DATE:

Jack D. Wood Jr.
9-30-09

PREPARED BY:

TITLE:

FINANCIAL ANALYST

Paul G. Jennings

BEAUFORT COUNTY ANNUAL C FUND REPORT**JULY 1, 2008 - JUNE 30, 2009****REVISED****12/17/09****INCOME AND EXPENSES**

Balance of Funds as of July 1, 2008 ----- \$1,591,229.00

Income:

Funds Received for Period July 1, 2008 through June 30, 2009	\$1,799,607.00	
Interest Earned for Period July 1, 2008 through June 30, 2009	\$28,218.00	
Total Income		\$1,827,825.00

Expenses:

Administrative Expenses	\$77,090.00	
Local Paving Project Expenditures	\$219,165.00	
State Road Project Expenditures	\$290,746.00	
State Road Match Expenditures	\$0.00	
Total Expenditures		\$587,001.00

Balance of Funds as of June 30, 2009 ----- \$2,832,053.00

FUNDING COMMITMENTS

Local Paving Projects	\$857,798.00	
State Road Projects	\$324,287.00	
State Road Match Projects	\$0.00	
Total Committed Funds		\$1,182,085.00
Total Uncommitted Funds Available for New Projects		\$1,649,968.00

Uncommitted Funds as Percent of Total Income = 90%

BEAUFORT COUNTY ANNUAL C FUND REPORT
JULY 1, 2008 - JUNE 30, 2009

REVISED

12/17/2009

LOCAL PAVING PROJECTS

LOCAL ROUTE	PROJECT DESCRIPTION	WORK TYPE	RESPONSIBLE AGENCY	BUDGET	TOTAL EXPENDITURES	CURRENT FY EXPENDITURES	REMAINING BUDGET
	Blackburn Pierce Drive	Paving/Drainage	County	\$ 3,000.00	\$ 2,235.00	\$ 2,235.00	\$ 765.00
	Harold Drive	Paving/Drainage	County	\$ 138,484.00	\$ 137,649.00	\$ 137,649.00	\$ 835.00
	Honeysuckle Road	Paving/Drainage	County	\$ 45,043.00	\$ 36,384.00	\$ 36,384.00	\$ 8,659.00
	Varsity Street	Paving/Drainage	County	\$ 274,000.00	\$ -	\$ -	\$ 274,000.00
	Faculty Drive	Paving/Drainage	County	\$ 2,000.00	\$ 1,938.00	\$ 1,938.00	\$ 62.00
	Biddie Road	Paving/Drainage	County	\$ 1,000.00	\$ 835.00	\$ 835.00	\$ 165.00
	Browns Island Road	Paving/Drainage	County	\$ 247,295.00	\$ 26,642.00	\$ 26,642.00	\$ 220,653.00
	Stroup Road	Paving/Drainage	County	\$ 218,508.00	\$ 13,482.00	\$ 13,482.00	\$ 205,026.00
	Total Local Paving Projects			\$929,330.00	\$219,165.00	\$219,165.00	\$710,165.00

BEAUFORT COUNTY ANNUAL C FUND REPORT
JULY 1, 2008 - JUNE 30, 2009

REVISED

12/17/2009

STATE ROAD PROJECTS

ROAD-ROUTE	PROJECT DESCRIPTION	WORK TYPE	RESPONSIBLE AGENCY	BUDGET	EXPENDITURES	CURRENT FY EXPENDITURES	REMAINING BUDGET
	State Road Projects -	Resurfacing	County	\$ 1,106,304.00	\$ 782,017.00	\$ 288,189.00	\$ 324,287.00
S-7-13	Alljoy Street						
S-7-577	Royal Pines Blvd						
S-7-535	Oyster Catcher Rd						
	Orange Grove/Capers Island Rd						
S-7-113	Rd						
S-7-263	Pine Grove Road						
S-7-113	Capers Island Road						
S-7-45	MLK Blvd (0.2 miles)						
S-7-837	Chowan Creek Bluff						
S-7-335	Mitchelville Road						
S-7-335	Bay Gall						
S-7-297	Brotherhood Road						
S-7-462/392	Azalea Drive						
S-7-59/292	Paige Point Rd Shoulder Extension	Pathway/Shoulder Extension	County	\$ 2,157.00	\$ 2,157.00	\$ 2,157.00	\$ -
	Cross Island Parkway	Sign Purchase	SCDOT		\$ 400.00	\$ 400.00	\$ -
		John C. West Overpass					
	Totals			\$ 1,108,461.00	\$ 784,574.00	\$ 290,746.00	\$324,287.00

STATE ROAD MATCH PROJECTS

ROAD-ROUTE	PROJECT DESCRIPTION	WORK TYPE	RESPONSIBLE AGENCY	CTC PROGRAM MATCH FUNDS COMMITTED	EXPENDITURES	CURRENT FY EXPENDITURES	REMAINING BUDGET	CURRENT FY EXPENDITURES IN OF MATCH AMOUNT
					\$0.00	\$0.00	\$0.00	\$0.00

Totals

Expenditures for State Road Projects & Match Projects in Excess of Match Amount as Percent of Total Income - 16%

*Note: For match programs only CTC expenditures in excess of match amounts may be applies towards meeting the 25% requirement for expenditure on the state highway system

CTC Chairman: _____

Date: _____

BERKELEY COUNTY ANNUAL C-FUND REPORT
JULY 1, 2008 – JUNE 30, 2009

INCOME & EXPENSES

Balance of Funds as of July 1, 2008		\$11,634,221.76
Income:		
Gas Tax Funds Accrued for Period July 1, 2008 through June 30, 2009	\$2,280,048.12	
Interest Earned for Period July 1, 2008 through June 30, 2009	\$ 77,740.25	
Other Funds Received for Period July 1, 2008 through June 30, 2009	\$ 31,601.84	
Total Income		\$ 2,389,390.21
Expenses:		
Administrative Expenses	\$ 5,272.33	
Per Diem Expenses	\$ 0.00	
Local Paving Expenditures	\$ 1,311,362.27	
State Road Project Expenditures	\$ 699,030.64	
Total Expenditures		\$ 2,015,665.24
Balance of Funds as of June 30, 2009		\$12,007,946.73

FUNDING COMMITMENTS

Local Paving Projects (balance)	\$1,462,444.49	
State Road Projects (balance)	\$3,790,478.00	
Total Committed Funds (balance)		\$ 5,252,922.49
Total Uncommitted Funds Available for New Projects		\$ 6,755,024.24
Uncommitted Funds as a Percentage of Total Income is 282.7%		

LOCAL PAVING PROJECTS FY 2008/2009 Expenditures						
ROAD/ ROUTE	PROJECT DESCRIPTION	WORK TYPE	RESPONSIBLE AGENCY	BUDGET	FY 08/09 EXPENDITURES	REMAINING BUDGET
	99 G 002 Colonial Heights Hiker/Biker Trail – Phase 2	Hiker/Biker Trail	Goose Creek	30,000.00	20,711.00	9,289.00
	99 G 005 Woodland Lakes/Municipal Center Hiker/Biker Trail	Hiker/Biker Trail	Goose Creek	60,000.00	41,422.00	18,578.00
	03 B 002 Plalace Drive	Engineering & bid documents for paving & related improvements	Berkeley County	44,388.00	5,782.78	16,729.07
	04 B 018 Bethel Road	Engineering & bid documents for paving & related improvements	Berkeley County	42,400.00	585.00	(240.55)
	05 B 007 County Road Resurfacing Contract A	Repair, reclamation & resurfacing	Berkeley County	3,792,200.00	667,796.57	(1,061,037.17)
	05 B 008 County Road Resurfacing Contract B	Repair, reclamation & resurfacing	Berkeley County	34,500.00	2,726.77	(4,803.80)
	06 B 003 (Peru Rd, Pinebay Dr, Montague Plantation Rd, Resurfacing Contract A)	Construction engineering, inspection & administration	Berkeley County	147,800.00	13,153.60	15,273.19
	06 B 005 Palace Drive	Paving & related improvements	Berkeley County	250,000.00	78,584.98	162,200.41
	06 G 007 US-52 Hiker/Biker Trail	Hiker/Biker Trail	Goose Creek	34,500.00	21,044.03	13,455.97
	07 B 003 Bethel Road	Paving & related improvements	Berkeley County	432,000.00	129,756.42	284,265.94

	07 B 004 Frederick Douglas Maplewood	Paving & related improvements	Berkeley County	864,000.00	260,993.31	585,874.54
	08 B 001 General Francis Marion Avenue	Resurfacing & related improvements	Berkeley County	88,000.00	68,805.81	19,194.19
					1,311,362.27	

TOTAL EXPENDITURES FOR LOCAL PAVING PROJECTS: \$1,311,362.27

TOTAL EXPENDITURES FOR LOCAL PAVING PROJECTS AS PERCENT OF TOTAL INCOME: 54.9%

STATE ROAD PROJECTS FY 2008/2009 Expenditures						
ROAD/ROUTE	PROJECT DESCRIPTION	WORK TYPE	RESPONSIBLE AGENCY	BUDGET	FY 08/09 EXPENDITURES	REMAINING BUDGET
S-119	04 D 020 Jack Primus Road cul de sac	Construction of cul de sac and related improvements	SCDOT	159,300.00	11,546.76	145,073.24
S-432; S-660; S-699; S-757; S-979	08 D 002 Additional State Resurfacing	Repair & resurfacing	SCDOT	283,000.00	282,910.91	89.09
					294,457.67	

STATE ROAD MATCH PROJECTS FY 2007/2008 Expenditures								
ROAD/ROUTE	PROJECT DESCRIPTION	WORK TYPE	RESPONSIBLE AGENCY	CTC PROGRAM MATCH FUNDS COMMITTED	EXPENDITURES	CURRENT FISCAL YEAR EXPENDITURES	REMAINING BUDGET	CURRENT FISCAL YEAR EXPENDITURES IN EXCESS OF MATCH AMOUNT*
S-529	05 D 003 State Match Program 2005	Liberty Hall Rd Sidewalk	SCDOT	276,245.05	470,832.68	99,330.38	24,567.32	99,330.38
various	05 D 012 State Match Program 2006	Repair & Resurfacing	SCDOT	272,000.00	158,038.55	77,620.18	113,961.45	0.00
various	08 D 006 State Match Program 2009	Repair & Resurfacing	SCDOT	272,000.00	227,622.41	227,622.41	58,072.59	0.00
						404,572.97		99,330.38

EXPENDITURES FOR STATE ROAD PROJECTS AND MATCH PROJECTS IN EXCESS OF MATCH AMOUNT AS PERCENT OF TOTAL INCOME = 16.5%

*Note: For match programs only CTC expenditures in excess of match amounts may be applied towards meeting the 25% requirement for expenditure on the State highway system.

CTC Chairman: W. Starnes

Date: 12/17/09

CHARLESTON COUNTY ANNUAL C FUND REPORT

JULY 2008 - JUNE 2009

Report Date: October 24, 2009

INCOME AND EXPENSES

Balance of Funds as of July 1, 2008			\$	10,498,550
			\$	10,498,550
Income:				
Funds Received for Period July 1, 2008 through June 30, 2009	\$	4,783,073		
Interest Earned for Period July 1, 2008 through June 30, 2009	\$	140,157		
Total Income			\$	4,923,230
Expenses:				
Administrative Expenses	\$	2,000		
Local Road Project Expenditures	\$	1,655,793		
State Road Project Expenditures	\$	1,475,388		
State Road Match Expenditures	\$	170,371		
Total Expenditures			\$	3,303,553
Balance of Funds as of June 30, 2009			\$	12,118,227

FUNDING COMMITMENTS

Local Road Projects	\$	6,155,780
State Road Projects	\$	4,444,652
State Road match Projects	\$	556,013
Total Committed Funds	\$	11,156,445
Total Uncommitted Funds Available for New Projects	\$	961,782
Uncommitted Funds as Percent of Total Income =	19.5%	

CTC Chairman

W Othman

Date:

10/13/09

LOCAL PAVING PROJECTS

LOCAL ROUTE	Org Key	PROJECT DESCRIPTION	WORK TYPE	RESPONSIBLE AGENCY	BUDGET	TOTAL EXPENDITURES	Current Fiscal Year Expenditures	REMAINING BUDGET	Current Fiscal Year Expenditures in excess
	W42006709	Alston Avenue	Paving	Charleston County	\$ 216,000	\$ 21,927	\$ -	\$ 194,073	\$ -
	W42006807	Ashley Hall Sidewalk	Sidewalks	Charleston County	\$ 250,000	\$ 116,981	\$ 116,981	\$ 133,019	\$ -
	W42006808	Brailford Road	Paving	Charleston County	\$ 155,000	\$ 110,398	\$ 70	\$ 44,602	\$ -
	W42046901	Byrnes Down Sidewalk	Sidewalks	Charleston County	\$ 225,000	\$ 21,000	\$ 21,000	\$ 204,000	\$ -
	W42046902	Hampton Place	Paving	Charleston County	\$ 50,600	\$ 7,043	\$ 7,043	\$ 43,557	\$ -
	W42046903	Folly Road Earth Swale	Drainage	Charleston County	\$ 100,000	\$ -	\$ -	\$ 100,000	\$ -
	W42006805	Foxwood/Popperdam Sidewalks	Sidewalks	Charleston County	\$ 529,000	\$ 131,662	\$ 108,856	\$ 397,338	\$ -
	W42006510	Lincolnvile Misc	Road Materials	Charleston County	\$ 80,000	\$ 11,224	\$ -	\$ 68,776	\$ -
	W42006005	New Road	Paving	Charleston County	\$ 175,000	\$ 84,532	\$ -	\$ 90,468	\$ -
	W42006410	New Road	Paving	Charleston County	\$ 75,000	\$ -	\$ -	\$ 75,000	\$ -
	W42006509	New Road	Paving	Charleston County	\$ 50,000	\$ -	\$ -	\$ 50,000	\$ -
	W42006511	Pavement Management	Software	Charleston County	\$ 75,000	\$ 54,916	\$ 600	\$ 20,084	\$ -
	W42006804	Railroad Avenue	Paving	Charleston County	\$ 250,000	\$ 118,928	\$ 118,928	\$ 131,072	\$ -
(see attachment)	W42007805	Resurfacing FY08	Resurfacing	Charleston County	\$ 1,747,881	\$ 1,159,473	\$ 1,155,108	\$ 588,408	\$ -
(see attachment)	W42047907	Resurfacing FY09	Resurfacing	Charleston County	\$ 2,825,565	\$ 7,680	\$ 7,680	\$ 2,817,885	\$ -
	W42047901	Road Rating Pavement		Charleston County	\$ 92,000	\$ -	\$ -	\$ 92,000	\$ -
	W42046904	Seawater Drive and Elias Lane	Paving	Charleston County	\$ 303,600	\$ 765	\$ 765	\$ 302,835	\$ -
	W42006708	Selah Street	Paving	Charleston County	\$ 129,127	\$ 102,543	\$ 83,498	\$ 26,584	\$ -
	W42047902	S Rhett Connection	Roadway Construction	Charleston County	\$ 350,000	\$ 29,283	\$ 29,283	\$ 320,717	\$ -
	W42006305	West Boundary	Paving	Charleston County	\$ 318,101	\$ 17,263	\$ 1,338	\$ 300,838	\$ -
	W42046905	Wingo Way Drainage	Drainage	Charleston County	\$ 159,167	\$ 4,643	\$ 4,643	\$ 154,524	\$ -
		TOTALS			\$ 8,156,041	\$ 2,000,261	\$ 1,655,793	\$ 6,155,780	\$ -

EXPENDITURES FOR LOCAL ROAD PROJECTS AS PERCENT OF TOTAL INCOME = 33.6%

STATE ROAD PROJECTS

ROAD ROUTE	Org Key	PROJECT DESCRIPTION	WORK TYPE	RESPONSIBLE AGENCY	BUDGET	TOTAL EXPENDITURES	Current Fiscal Year Expenditures	REMAINING BUDGET	Current Fiscal Year Expenditures in excess
I-526 Ramp	W42047906	526 EB Connector/International	Turn Lane Project	Charleston County	\$ 230,000	\$ 16,425	\$ 1,425	\$ 213,575	
S-1210	W42007608	Ashley Hall Road	Sidewalk	Charleston County	\$ 40,000	\$ 37,797	\$ 1,693	\$ 2,203	\$ -
Various	W42047904	FY09 Projects	Signs	Charleston County	\$ 5,000	\$ -	\$ -	\$ 5,000	
S-94	W42007604	Grimball Road Bike Lane	Bike Path	Charleston County	\$ 283,623	\$ 21,668	\$ 1,965	\$ 261,955	\$ -
S-94	W42007504	Grimball Road Bike Path	Bike Path	Charleston County	\$ 124,090	\$ 39,714	\$ 167	\$ 84,376	\$ -
S-94	W42047905	Grimball Road Sidewalk Phase II	Sidewalk	Charleston County	\$ 200,000	\$ 1,861	\$ 1,861	\$ 198,139	
S-60	W42007810	I-526 Exit 19 @ North Rhett	Intersection Improvement	Charleston County	\$ 185,000	\$ 101,583	\$ 90,420	\$ 83,417	\$ -
S-1192	W42007711	Lofton Drainage	Drainage	Charleston County	\$ 6,594	\$ 6,594	\$ 6,594	\$ (0)	\$ -
S-1863	W42007806	Magwood Road Sidewalk	Sidewalk	Charleston County	\$ 165,000	\$ 123,944	\$ 121,390	\$ 41,056	\$ -
S-1863	W42007712	Magwood Road	Sidewalk	Charleston County	\$ 19,130	\$ 19,130	\$ 2,825	\$ (0)	\$ -
S-20/1442	W42007709	Main/Brownswood	Intersection Improvement	Charleston County	\$ 339,307	\$ 339,307	\$ 310,990	\$ -	\$ -
S-20/1442	W42007811	Main/Brownswood	Intersection Improvement	Charleston County	\$ 250,000	\$ 85,509	\$ 84,356	\$ 164,491	\$ -
S-599	W42007506	Middle Street	Drainage	Charleston County	\$ 242,839	\$ 240,314	\$ 2,680	\$ 2,525	\$ -
S-599	W42007808	Middle Street Drainage	Drainage	Charleston County	\$ 50,000	\$ 24,603	\$ 3,814	\$ 25,397	\$ -
SC61/1863	W42007708	McConnell/Magwood	Intersection Improvement	Charleston County	\$ 125,000	\$ -	\$ -	\$ 125,000	\$ -
S-2325	W42007404	Railroad Avenue	Paving	Charleston County	\$ 79,972	\$ 7,060	\$ 4,966	\$ 72,912	\$ -
(see attachment)	W42007805	Resurfacing FY08	Resurfacing	Charleston County	\$ 2,344,559	\$ 808,556	\$ 802,702	\$ 1,536,003	\$ -
(see attachment)	W42047907	Resurfacing FY09	Resurfacing	Charleston County	\$ 1,455,594	\$ 3,956	\$ 3,956	\$ 1,451,638	
S-51/S-921	W42007809	Rifle Range/ Six mile Intersection	Intersection Improvement	Charleston County	\$ 125,000	\$ -	\$ -	\$ 125,000	\$ -
Various	W42047901	Road Rating Pavement	Engineering Analysis	Charleston County	\$ 108,000	\$ -	\$ -	\$ 108,000	
Various	W42007807	Special Projects	Signs	Charleston County	\$ 3,500	\$ 3,500	\$ 500	\$ -	\$ -
US17/SC174	W42047903	US17N at SC174 Turn Lane	Turn lane	Charleston County	\$ 154,350	\$ 11,554	\$ 11,554	\$ 142,796	
US17/SC165	W42007812	US17/165 Intersection	Intersection Improvement	Charleston County	\$ 280,000	\$ 265,255	\$ 22,955	\$ 14,745	\$ -
TOTALS					\$ 6,586,558	\$ 2,141,805	\$ 1,475,388	\$ 4,444,652	\$ -

EXPENDITURES FOR STATE ROAD PROJECTS AS PERCENT OF TOTAL INCOME = 30.0%

STATE ROAD MATCH PROJECTS

ROAD ROUTE	Org Key	PROJECT DESCRIPTION	WORK TYPE	RESPONSIBLE AGENCY	CTC Program Match Funds Committed	TOTAL EXPENDITURES	Current Fiscal Year Expenditures	REMAINING BUDGET	Current Fiscal Year Expenditures in excess
S-1373	W42019501	Oreans Sidewalk	Sidewalk	Charleston County	\$ 175,000	\$ 104,583	\$ 100,842	\$ 70,417	\$ -
US17/S-584	W42019502	US17 Turn Lane	Turn Lane	Charleston County	\$ 87,500	\$ 41,701	\$ 41,596	\$ 45,799	\$ -
I-526/SC7	W42019503	SC7 Ramp	Turn Lane	Charleston County	\$ 115,000	\$ 13,550	\$ 12,918	\$ 101,450	\$ -
US17/S-317	W42019504	US17/Davison	Intersection Improvement	Charleston County	\$ 122,500	\$ 14,401	\$ 13,757	\$ 108,099	\$ -
SC-171	W42019505	Folly Road Sidewalk Design	Sidewalk	Charleston County	\$ 15,091	\$ 11,000	\$ -	\$ 4,092	\$ -
S-1210	W42019506	Ashley Hall Sidewalk	Sidewalk	Charleston County	\$ 48,672	\$ 4,515	\$ 1,258	\$ 44,157	\$ -
	W42019802	Bridgeview Sidewalk	Sidewalk	Charleston County	\$ 182,000	\$ -	\$ -	\$ 182,000	\$ -
					\$ 745,763	\$ 189,750	\$ 170,371	\$ 556,013	\$ -

EXPENDITURES FOR STATE ROAD MATCH PROJECTS AS PERCENT OF TOTAL INCOME =

3.5%

State Roads on Resurfacing Lists

<u>FY2004</u>	<u>FY2004</u>	<u>FY2005</u>	<u>FY2006</u>
<u>Non Rise Roads</u>	<u>Rise Roads</u>		
S-1038	S-107	S-521	S-599
S-1106	S-13	S-1542	S28/SC171
S-1206	S-54	S-1541	S-57
S-1217	S-67	S-1623	SC-642
S-1244		S-829	S-599
S-1434		S-1062	S-1863
S-1702		S-1211	S-1189
S-1716		S967	SC-171
S-1717		S-145	S-51/S-921
S-387		S-28	US-52
S-499		S-1279	US-17
S-499		S-553	S-94
S-63		S-626	S-6
S-658		S-1975	S-9
S-662		S-1543	S-54
S-81		S-195	S-1028
S-983		S-1660	US17/SC-165
		S-873	S-1210
		S-873	S-521
		S-211	S-51
		S-833	US17/SC41
		S-1600	S-730
		S-2361	
		S-874	
		S-1555	
		SC700	
		S-516	
		S-49	
		S-264	
		S-119	
		S-1430	
		S-520	
		S-2124	
		S-54	
		S-828	
		S-838	
		S-2017	
		S-106	
		S-445	
		S-876	
		S-520	
		S-1113	

FY2007

S-974
S-103
S-894
S-669
S-1157
S-1208
S-2104
S-1109
S-1241
S-733
S-861
S-175
S-1024
S-2104
S-295
S-126
S-105
S-287
S-732
S-2105
S-1355
S-436
S-556

FY2008

S-1133
S-926
S-1807
S-387
S-970
S-575
S-893
S-2011
S-1892
S-280
S-2012
S-1068
S-2203
S-657
S-657
S-241
S-52
S-241
S-52

FY2009

6-625
S-1066
S-1088
S-1224
S-1313
S-1424
S-1425
S-1426
S-1505
S-1657
S-1684
S-1870
S-1954
S-2016
S-2046
S-2121
S-2363
S-273
S-317
S-541
S-579
S-627
S-628
S-629
S-7
S-828
S-881
S-899
S-914

CHEROKEE COUNTY - "C" FUND REPORT

JULY 2008 -- JUNE 2009

INCOME AND EXPENSES

BALANCE OF "C" FUNDS AS OF JULY 1, 2008 ----- \$ 1,400,974

INCOME:

FUNDS RECEIVED FOR PERIOD JULY 1, 2008 THROUGH JUNE 30, 2009 1,232,324

INTEREST EARNED FOR PERIOD JULY 1, 2008 THROUGH JUNE 30, 2009 8,697

TOTAL INCOME ----- \$ 1,241,021

EXPENSES:

ADMINISTRATIVE EXPENSES 0

PER DIEM EXPENSES 0

LOCAL PAVING PROJECT EXPENDITURES 621,579

STATE ROAD PROJECT EXPENDITURES 623,592

TOTAL EXPENDITURES ----- \$ 1,245,171

BALANCE OF FUNDS AS OF JUNE 30, 2009 ----- \$ 1,396,824

FUNDING COMMITMENTS

LOCAL PAVING PROJECTS 458,819


STATE ROAD PROJECT 504,190

TOTAL COMMITTED FUNDS ----- \$ 963,009

TOTAL UNCOMMITTED FUNDS AVAILABLE FOR NEW PROJECTS ----- \$ 433,815

UNCOMMITTED FUNDS AS PERCENT TO TOTAL INCOME = 34.96%

RESPECTFULLY SUBMITTED


BEN L. CLARY, INTERIM ADMINISTRATOR

EXPENDITURES

LOCAL PAVING PROJECTS

LOCAL ROUTE	PROJECT DESCRIPTION	WORK TYPE	RESPONSIBLE AGENCY	BUDGET	EXPENDITURES	REMAINING BUDGET	STATUS
	FARMINGTON ROAD	RESURFACE	COUNTY	36,297.00	31,118.85	5,178.15	COMPLETED
	BURGESS ROAD	RESURFACE	COUNTY	16,206.00	16,428.00	(222.00)	COMPLETED
	CLARY LANE	RESURFACE	COUNTY	9,774.00	9,657.00	117.00	COMPLETED
	BLANTON MEADOWS DRIVE	RESURFACE	COUNTY	25,000.00	23,190.52	1,809.48	COMPLETED
PRIOR YR	LIPSCOMB CIRCLE	RESURFACE	COUNTY	10,301.02	11,471.31	(1,170.29)	COMPLETED
	ELMWOOD ROAD	RESURFACE	COUNTY	11,212.00	11,290.15	(78.15)	COMPLETED
PRIOR YR	TINDALL MILL ROAD	PAVE	COUNTY	63,964.15	61,969.66	1,994.49	COMPLETED
	CARROLL ROAD	GRAVEL	COUNTY	3,000.00	3,081.63	(81.63)	COMPLETED
	JUNIE'S ROAD	PAVE	COUNTY	27,160.00	27,932.42	(772.42)	COMPLETED
	FURNACE MILL ROAD	PAVE	COUNTY	8,973.00	9,596.75	(623.75)	COMPLETED
	SILVER CIRCLE	RESURFACE	COUNTY	7,837.00	8,785.93	(948.93)	COMPLETED
	MICHAEL-JAMES ROAD	RESURFACE	COUNTY	9,931.00	8,753.61	1,177.39	COMPLETED
PRIOR YR	SMOKE RIDGE ROAD	PAVE	COUNTY	38,640.00	38,194.80	445.20	COMPLETED
	WILKINS WAY	RESURFACE	COUNTY	20,770.00	20,010.59	759.41	COMPLETED
	NEW CUT DRIVE	RESURFACE	COUNTY	16,390.00	16,417.98	(27.98)	COMPLETED
	JOHNSON ROAD	RESURFACE	COUNTY	17,842.00	17,026.54	815.46	COMPLETED
	CROSS STREET	RESURFACE	COUNTY	12,348.00	12,246.93	101.07	COMPLETED
	LAKE WHELCHER DRIVE	RESURFACE	COUNTY	55,164.00	52,839.85	2,324.15	COMPLETED
	BUFFALO VFD	PATCH	COUNTY	3,600.00	3,740.00	(140.00)	COMPLETED
	WOODROW CARROLL ROAD	PAVE	COUNTY	12,000.00	12,961.20	(961.20)	COMPLETED
	MILL GIN	GRAVEL	COUNTY	250.00	271.64	(21.64)	COMPLETED
	WATER USAGE		COUNTY		303.06	(303.06)	COMPLETED
	RODEO DRIVE	RESURFACE	COUNTY	21,962.00	22,489.94	(527.94)	COMPLETED
	THELMA ROAD	RESURFACE	COUNTY	37,840.00	33,171.48	4,668.52	COMPLETED
	BELTLINE COURTS	RESURFACE	CITY OF GAFFNEY	35,475.00	36,855.07	(1,380.07)	COMPLETED
	JOYCE STREET	RESURFACE	CITY OF GAFFNEY	9,072.00	9,775.07	(703.07)	COMPLETED
	BROWNING STREET	RESURFACE	CITY OF GAFFNEY	18,401.00	19,104.13	(703.13)	COMPLETED
	BROOKWOOD DRIVE	RESURFACE	CITY OF GAFFNEY	6,932.00	6,660.87	271.13	COMPLETED
	WOODLAWN DRIVE	RESURFACE	CITY OF GAFFNEY	5,421.00	6,660.87	(1,239.87)	COMPLETED
	LEE STREET	RESURFACE	CITY OF GAFFNEY	3,500.00	4,149.20	(649.20)	COMPLETED
	JOHN WATKINS STREET	RESURFACE	CITY OF GAFFNEY	4,590.00	7,500.21	(2,910.21)	COMPLETED
	9TH STREET	RESURFACE	COUNTY	13,737.00	13,876.85	(139.85)	COMPLETED
	MAPLEWOOD	RESURFACE	COUNTY	20,366.00	16,933.50	3,432.50	COMPLETED
	RAINTREE LANE	PATCH	COUNTY	1,476.00	1,640.00	(164.00)	COMPLETED
	COACHHILL DRIVE	PATCH	COUNTY	2,460.00	2,870.00	(410.00)	COMPLETED
	EAST CHEROKEE STREET	GUARDRAIL	TOWN OF BLACKSBURG	7,920.00	7,920.00	-	COMPLETED
	TWIN LAKE ROAD	GUARDRAIL	COUNTY	33,925.50	29,103.75	4,821.75	COMPLETED

L M ROSEMOND LANE	PAINT/MARK	CITY OF GAFFNEY	1,736.00	1,736.00	-	COMPLETED
L M ROSEMOND LANE	SIDEWALKS	CITY OF GAFFNEY	3,843.44	3,843.44	-	COMPLETED

621,578.80

EXPENDITURES FOR LOCAL PAVING PROJECTS AS PERCENT OF TOTAL INCOME = 50.09%

STATE ROAD PROJECTS

ROAD ROUTE	PROJECT DESCRIPTION	WORK TYPE	RESPONSIBLE AGENCY	BUDGET	EXPENDITURES	REMAINING BUDGET	STATUS
S-11-245	LEAGAN DRIVE	WIDEN ONLY	COUNTY	91,500.00	91,180.00	320.00	COMPLETED
S-11-157	10TH STREET	MARKERS	COUNTY	-	460.00	(460.00)	COMPLETED
S-11-552	CLUBHOUSE DRIVE	PAINT/MARK	COUNTY	2,175.00	3,663.00	(1,488.00)	COMPLETED
S-11-80	ROBBS SCHOOL ROAD	WIDENRESUR	COUNTY	460,749.00	404,340.82	56,408.18	COMPLETED
S-11-249	MARTIN LUTHER KING JR	RESURFACE	CITY OF GAFFNEY	88,938.00	91,750.76	(2,812.76)	COMPLETED
S-11-140	LIME STREET	RESURFACE	TOWN OF BLACKSBURG	31,180.00	32,197.77	(1,017.77)	COMPLETED
				623,592.35			

EXPENDITURES FOR STATE ROAD PROJECTS AS PERCENT OF TOTAL INCOME = 50.25%

FUNDING COMMITMENTS

LOCAL PAVING PROJECTS

LOCAL ROUTE	PROJECT DESCRIPTION	WORK TYPE	RESPONSIBLE AGENCY	BUDGET			STATUS
	SHORT ALLEY	RESURFACE	COUNTY	5,366.30		5,366.30	PENDING
	N GRANARD ST. EXT	RESURFACE	COUNTY	13,545.50		13,545.50	PENDING
	NORTH VIEW DRIVE	RESURFACE	COUNTY	8,863.15		8,863.15	PENDING
	SOUTH VIEW DRIVE	RESURFACE	COUNTY	5,659.85		5,659.85	PENDING
	EAST VIEW DRIVE	RESURFACE	COUNTY	28,465.05		28,465.05	PENDING
	DRUCILLA DRIVE	RESURFACE	COUNTY	37,905.00		37,905.00	PENDING
	SHRINE CLUB ROAD	GUARDRAIL	COUNTY	10,525.00		10,525.00	PENDING
	CAMP DRIVE	RESURFACE	COUNTY	5,319.95		5,319.95	PENDING
	PLANTATION TRAIL	PATCH	COUNTY	9,894.40		9,894.40	PENDING
	RIVER VALLEY ROAD	PAVE	COUNTY	12,003.00		12,003.00	PENDING
	HAMES ROAD - PT 1	RESURFACE	COUNTY	31,081.00		31,081.00	PENDING
	HAMES ROAD - PT 2	RESURFACE	COUNTY	13,636.00		13,636.00	PENDING
	HAMES ROAD - PT 3	PAVE	COUNTY	34,804.00		34,804.00	PENDING
	N. CHARLESTON ST.	RESURFACE	COUNTY	28,582.50		28,582.50	PENDING
	LIME STREET	PATCH	TOWN OF BLACKSBURG	2,319.00		2,319.00	PENDING
	N. GRANARD ST. EXT	RESURFACE	COUNTY	13,545.50		13,545.50	PENDING
	SHORT ALLEY	RESURFACE	COUNTY	5,366.30		5,366.30	PENDING
	GRASSY POND CREEK RD	PAVE	COUNTY	45,600.00		45,600.00	PENDING
	BROOKWOOD DRIVE	RESURFACE	CITY OF GAFFNEY	21,982.00		21,982.00	PENDING
	ROBINHOOD LANE	RESURFACE	CITY OF GAFFNEY	13,847.00		13,847.00	PENDING
	PLEASANT MEADOWS	RESURFACE	CITY OF GAFFNEY	53,714.00		53,714.00	PENDING
	SAXON DRIVE	RESURFACE	CITY OF GAFFNEY	47,369.00		47,369.00	PENDING
	EASTWOOD DRIVE	RESURFACE	CITY OF GAFFNEY	9,425.00		9,425.00	PENDING
				458,818.50		458,818.50	

PENDING LOCAL PAVING PROJECTS AS PERCENT OF TOTAL INCOME = 36.97%

STATE ROAD PROJECTS

ROAD ROUTE	PROJECT DESCRIPTION	WORK TYPE	RESPONSIBLE AGENCY	BUDGET	EXPENDITURES	REMAINING BUDGET	STATUS
S-11-172	COLLEGE DRIVE	RESURFACE	COUNTY	150,372.00		150,372.00	PENDING

S-11-554	TRIANGLE ROAD - PT 1	RESURFACE	COUNTY	107,145.00		107,145.00	PENDING
S-11-554	TRIANGLE ROAD - PT 2	RESURFACE	COUNTY	36,832.00		36,832.00	PENDING
S-11-410	COOKSEY ST.	RESURFACE	TOWN OF BLACKSBURG	33,246.25		33,246.25	PENDING
S-11-245	LEAGAN DRIVE	RESURFACE	COUNTY	145,575.05		145,575.05	PENDING
S-11-312	CARLISLE ST.	RESURFACE	CITY OF GAFFNEY/COUNTY	31,020.00		31,020.00	PENDING
				504,190.30	-	504,190.30	

PENDING STATE ROAD PROJECTS AS PERCENT OF TOTAL INCOME = 40.63%

CHESTER COUNTY ANNUAL C FUND REPORT

REPORT DATE: July 2008 - June 2009

INCOME AND EXPENSES

Balance of Funds as of July 1, 2008		\$2,896,817.07
Income:		
Funds Received for Period July 1, 2008 thru June 30, 2009	\$1,158,802.62	
Funds Received from F.Y. 2008	\$78,263.74	
Interest Earned for Period July 1, 2008 thru June 30, 2009	\$25,895.96	
Total Income		\$1,262,962.32
Expenses:		
Administrative Expenses	\$0.00	
Local Paving Project Expenditures	\$1,665,186.69	
State Road Project Expenditures ("C" Pin 37890)	\$304,441.78	
State Road Match Expenditures	\$0.00	
Total Expenditures		\$1,969,628.47
Balance of Funds as of June 30, 2009		<u>\$2,190,150.92</u>

FUNDING COMMITMENTS

* Local Paving Projects (See Below)	\$0.00	
** State Road Projects (See Below)	\$0.00	
Total Committed Funds		<u>\$0.00</u>
Total Uncommitted Funds Available for New Projects		\$2,190,150.92
Uncommitted Funds as Percent of Total Income =		173.41%

* Local Paving Projects: Unknown at time of report.

** State Projects Include: Unknown at time of report.

CHESTER COUNTY PAVING PROJECTS

Fiscal Year 2008-2009

LOCAL PAVING PROJECTS

LOCAL ROUTE	PROJECT DESCRIPTION	WORK TYPE	RESPONSE AGENCY	BUDGET	TOTAL EXPENDITURES	CURRENT F.Y. EXPENDITURES	REMAINING BUDGET
-------------	---------------------	-----------	-----------------	--------	--------------------	---------------------------	------------------

Various local Paving & Road Repair Projects

County

\$1,665,187

\$1,665,188

TOTALS

\$0

\$1,665,187

\$1,665,188

\$0

STATE ROAD PROJECTS

LOCAL ROUTE	PROJECT DESCRIPTION	WORK TYPE	RESPONSE AGENCY	BUDGET	TOTAL EXPENDITURES	CURRENT F.Y. EXPENDITURES	REMAINING BUDGET
-------------	---------------------	-----------	-----------------	--------	--------------------	---------------------------	------------------

 S-12-440
S-12-859
S-12-810
S-12-794
S-12-793
S-12-792
S-12-773
S-12-482

Various State Roads as listed to left

Paving

County

\$294,345

\$294,345

Various

Various Streets

Sidewalk Repair - Final

CBD, Inc

\$10,097

\$10,097

TOTALS

\$0

\$304,442

\$304,442

\$0

STATE ROAD MATCH PROJECTS

LOCAL ROUTE	PROJECT DESCRIPTION	WORK TYPE	RESPONSE AGENCY	CTC PROGRAM	TOTAL EXPENDITURES	CURRENT F.Y. EXPENDITURES	REMAINING BUDGET	CURRENT FISCAL YEAR EXPENDITURES IN EXCESS OF MATCH AMOUNT*
				MATCH FUNDS COMMITTED				

TOTALS

\$0

\$0

\$0

\$0

EXPENDITURES FOR STATE ROAD PROJECTS AND MATCH PROJECTS IN EXCESS OF MATCH AMOUNT AS PERCENT OF TOTAL INC

26.3%

* Note: For match programs only CTC expenditures in excess of match amounts may be applied towards meeting the 25% requirement for expenditure on the state highway system.

CTC Chairman:

Date:

R. Charles Reddy
Nov 5, 2009

**CLARENDON COUNTY ANNUAL C FUND REPORT
JULY 2008 - JUNE 2009**

INCOME AND EXPENSES:

Balance of Funds as of July 1, 2008	\$1,084,914
Income:	
Funds Received for Period July 1, 2007 through June 30, 2008	\$1,241,378
Interest Earned for Period July 1, 2007 through June 30, 2008	11,482
Total Income:	<u>1,252,860</u>
Expenses:	
Administrative Expenses	\$2,000
Local Paving Projects	1,306,658
State Road Projects	360,500
State Road Match	0
Total Expenses:	<u>1,669,158</u>
Balance of Funds as of June 30, 2009	<u><u>\$668,616</u></u>

FUNDING COMMITMENTS:

Local Paving Projects	54,219
State Road Projects	0
State Road Match	0
Total Committed Funds	<u>\$54,219</u>
Total Uncommitted Funds Available for New Projects	<u><u>\$614,397</u></u>
Uncommitted Funds as a Percentage of Total Income	49.0%
Local Expenditures as a Percentage of Total Income	104.3%
State Road Project Expenditures as a Percentage of Total Income	28.8%

Clarendon County C-Program Statement

Project Description	Local Route	Work type	Responsible Agency	Total Budget	Total Expenditures	Current Yr Expenditures	Remaining Budget	Status*
Local Paving Projects								
Materials for road maintenance (reconstituted asphalt)	N/A	Materials	County	1,232,000	1,180,581	487,566	51,419	O
Materials for road maintenance (cold mix asphalt)	N/A	Materials	County	5,000	2,667	0	2,333	O
City of Manning Streetscape Project	N/A	Improvement	City of Manning	59,297	59,297	29,648	0	C
Crush n Run (FLBC)	N/A	Materials	County	75,000	74,533	0	467	O
Materials & fabrication of road signs	N/A	Materials	County	25,500	25,500	8,729	0	C
N. Santee Recycling Center	N/A	Improvement	County	61,000	61,000	61,000	0	C
Tom Charles Rd.		Improvement	County	145,000	148,474.08	148,474.08	0	C
Limerick Lane		Improvement	County	103,500	102,307	102,307	0	C
W.A. Gamble Rd		Improvement	County	97,500	88,194	88,194	0	C
Wadell St		Improvement	County	111,000	108,014	108,014	0	C
Archer Ave		Improvement	County	92,000	92,803	92,803	0	C
Meagen Ln		Improvement	County	190,000	179,923	179,923	0	C
Administrative expenses	N/A	Admin.	County	2,000	2,000	2,000	0	C
Totals				2,198,797	2,125,293	1,308,658	54,219	
State Road Projects								
Raccoon Rd (SC 261 to US 301)	S-63	Resf & patch	SCDOT	510,000	510,000	510,000	0	O
Dedication - Portion Hwy 521	N/A	Signage	SCDOT	500	500	500	0	C
Totals				510,500	510,500	510,500	0	

State Road Match Projects


None

TOTAL COMMITTED FUNDS

54,219

* C - Project completed

O- Open

By:  Dwight L. Stewart, Jr., Chairman
Clarendon County Transportation Committee

(Date)

COLLETON CTC ANNUAL C FUND REPORT

JULY 1, 2008 - JUNE 30, 2009

INCOME AND EXPENSES

Balance of Funds as of July 1, 2008 \$ 4,061,930

Income:

Funds Received for Period July 1, 2008 through June 30, 2009

\$ 1,574,979

Interest Earned for Period July 1, 2008 through June 30, 2009

\$ 154,292

Total Income \$ 1,729,271

Expenses:

Administrative Expenses

\$ 506

Local Paving Project Expenditures

\$ 646,394

State Road Project Expenditures

\$ 250,000

State Road Match Expenditures

\$ -

Total Expenditures

\$ 896,900

Balance of Funds as of June 30, 2009 \$ 4,894,301

FUNDING COMMITMENTS

Local Paving Projects

\$ 648,220

State Road Projects

\$ 964,254

State Road Match Projects

\$ -

Total Committed Funds

\$ 1,612,474

Total Uncommitted Funds Available for New Projects \$ 3,281,828

Uncommitted Funds as Percent of Total Income = 189.8%

LOCAL PAVING PROJECTS

LOCAL ROUTE	PROJECT DESCRIPTION	WORK TYPE	RESPONSIBLE AGENCY	BUDGET	TOTAL EXPENDITURES	CURRENT FISCAL YEAR EXPENDITURES	REMAINING BUDGET
15.006	Improvements 7 County Roads	Paving	Colleton CTC	\$ 925,824	\$ 528,444	\$ 528,444	\$ 397,380
15.006	Improvements 7 County Roads	Constr.Mgmt	Colleton CTC	\$ 63,096	\$ 63,096	\$ 63,096	\$ -
15.006	Improvements 13 Existing Roads	Engineering	Colleton CTC	\$ 104,022	\$ 8,135	\$ 5,101	\$ 95,887
	Jacksonboro/Browntown	Engineering	Colleton CTC	\$ 2,700	\$ 1,576	\$ 1,576	\$ 1,124
	Airport & Tuskegee Parking Lot est.	Paving	Colleton CTC	\$ 50,000			\$ 50,000
15.007	Improvements 9 Existing Roads	Eng/Constr.Mgmt.	Colleton CTC	\$ 207,708	\$ 103,879	\$ 48,177	\$ 103,829
TOTALS				\$ 1,353,350	\$ 705,130	\$ 646,394	\$ 648,220

EXPENDITURES FOR LOCAL PAVING PROJECTS AS PERCENT OF TOTAL INCOME = 37.4%

STATE ROAD PROJECTS

ROAD - ROUTE	PROJECT DESCRIPTION	WORK TYPE	RESPONSIBLE AGENCY	BUDGET	EXPENDITURES	CURRENT FISCAL YEAR EXPENDITURES	REMAINING BUDGET
	Aviation Way, Robertson Blvd., S-45 2mi. Est.	Resurfacing	SCDOT	\$ -	\$ -	\$ -	\$ -
15.170801	PIN#36204CP01- 05/07 Sidney's Rd w/SMP08	Resurfacing	SCDOT	\$ 775,000	\$ 150,000	\$ 150,000	\$ 625,000
	TOTALS			\$ 935,000	\$ 595,746	\$ 100,000	\$ 339,254
				\$ 1,710,000	\$ 745,746	\$ 250,000	\$ 964,254

STATE ROAD MATCH PROJECTS

ROAD - ROUTE	PROJECT DESCRIPTION	WORK TYPE	RESPONSIBLE AGENCY	CTC PROGRAM MATCH FUNDS COMMITTED	EXPENDITURES	CURRENT FISCAL YEAR EXPENDITURES	REMAINING BUDGET	CURRENT FISCAL YEAR EXPENDITURES IN EXCESS OF MATCH AMOUNT*
S-15-21	SMP 08 Project, Sidney's Road	Resurfacing	SCDOT	\$ 249,000	\$ 249,000	\$ -	\$ -	\$ -
								\$ -
								\$ -
TOTALS				\$ 249,000	\$ 249,000	\$ -	\$ -	\$ - *

EXPENDITURES FOR STATE ROAD PROJECTS AND MATCH PROJECTS IN EXCESS OF MATCH AMOUNT AS PERCENT OF TOTAL INCOME = 14.5%

* Note: For match programs only CTC expenditures in excess of match amounts may be applied towards meeting the 25% requirement for expenditure on the state highway system

EDGEFIELD CTC ANNUAL C FUND REPORT
JULY 1, 2008 - JUNE 30, 2009

INCOME AND EXPENSES

Balance of Funds as of July 1, 2008		1,820,621.29
Income:		
Funds Received for Period July 1, 2008 through June 30, 2009	849,478.71	
Interest Earned for Period July 1, 2008 through June 30, 2009	22,962.84	
Other Income (Rebate on Office Supplies)	30.00	
Total Income		872,471.55
Expenses:		
Administrative Expenses	1,546.23	
Local Paving Project Expenditures	502,329.84	
State Road Project Expenditures	384,960.56	
State Road Match Expenditures	0.00	
Total Expenditures		888,836.63
Balance of Funds as of June 30, 2009		1,804,256.21

FUNDING COMMITMENTS

Local Paving Projects	\$591,013.00	
State Road Projects		
State Road Match Projects	\$0.00	
Total Committed Funds		\$591,013.00
Total Uncommitted Funds Available for New Projects		1,213,243.21

Uncommitted Funds as Percent of Total Income = 1.39

LOCAL PAVING PROJECTS

LOCAL ROUTE	PROJECT DESCRIPTION	WORK TYPE	RESPONSIBLE AGENCY	BUDGET	TOTAL EXPENDITURES	CURRENT FISCAL YEAR EXPENDITURES	REMAINING BUDGET
EC198	Rolling Hills Drive	Paving	County	600,000.00	16,275.00	16,275.00	583,725.00
EC2	Abel Drive	Resurface	County	90,000.00	74,445.35	58,416.06	15,554.65 C
EC8	Ashwood Drive	Resurface	County	60,000.00	47,759.81	47,751.91	12,240.19 C
EC19	Big Oak Drive	Resurface	County	80,000.00	108,201.63	107,914.27	28,201.63 C
EC121	Hickory Drive	Resurface	County	100,000.00	77,085.63	76,798.27	22,914.37 C
EC281	Redwood Drive	Resurface	County	30,000.00	17,182.63	16,895.27	12,817.37 C
EC271	Summerlake Drive	Resurface	County	90,000.00	64,704.17	64,696.27	25,295.83 C
EC248	Turkey Creek Road	Resurface	County	70,000.00	29,037.59	29,029.67	40,962.41 C
EC240	Thomas Jackson Road	Maintenance	County	464.68	464.68	464.68	0.00 C
EC17	Big Branch Court	Maintenance	County	117.69	117.69	117.69	0.00 C
EC245	Townes Road	Paving	County	125,000.00	5,250.00	5,250.00	119,750.00 C
EC210	Scenic Drive	Maintenance	County	8.55	8.55	8.55	0.00 C
EC161	Murrah Road Extension	Maintenance	County	299.60	299.60	299.60	0.00 C
EC114	Jacob McKie Road	Maintenance	County	144.25	144.25	144.25	0.00 C
EC259	Wilderness Trail	Maintenance	County	454.94	454.94	454.94	0.00 C
	Sandclay	Maintenance	County	8,000.00	712.00	712.00	7,288.00
	Gravel	Maintenance	County	75,000.00	77,101.41	77,101.41	2,101.41 C
TOTALS				1,329,489.71	519,244.93	502,329.84	810,244.78

EXPENDITURES FOR LOCAL PAVING PROJECTS AS PERCENT OF TOTAL INCOME = 0.58

STATE ROAD PROJECTS

ROAD - ROUTE	PROJECT DESCRIPTION	WORK TYPE	RESPONSIBLE AGENCY	BUDGET	EXPENDITURES	CURRENT FISCAL YEAR EXPENDITURES	REMAINING BUDGET
	Trenton Town Hall	Resurface	County	4,000.00	11,313.20	11,305.28	7,313.20 C
	Trenton Town Gymnasium	Resurface	County	7,000.00	15,733.20	15,725.28	8,733.20 C
S19-95	Church Street, Johnston	Resurface	County	34,930.00	34,930.00	34,930.00	0.00 C
S19-40	Bland Baptist Road	Resurface	SCDOT	323,000.00	323,000.00	323,000.00	0.00 C
TOTALS				368,930.00	384,976.40	384,960.56	16,046.40

STATE ROAD MATCH PROJECTS

ROAD - ROUTE	PROJECT DESCRIPTION	WORK TYPE	RESPONSIBLE AGENCY	CTC PROGRAM MATCH FUNDS COMMITTED	EXPENDITURES	CURRENT FISCAL YEAR EXPENDITURES	REMAINING BUDGET	CURRENT FISCAL YEAR EXPENDITURES IN EXCESS OF MATCH AMOUNT*
-----------------	---------------------	-----------	-----------------------	---	--------------	--	---------------------	---

TOTALS

0.00 0.00 0.00 0.00 0.00 *

EXPENDITURES FOR STATE ROAD PROJECTS AND MATCH PROJECTS IN EXCESS OF MATCH AMOUNT AS PERCENT OF TOTAL INCOME = 0.44

* Note: For match programs only CTC expenditures in excess of match amounts may be applied towards meeting the 25% requirement for expenditure on the state highway system

CTC Chairman: Sam Vouch

Date: 10/6/09

GREENVILLE COUNTY ANNUAL "C" FUND REPORT
FOR FISCAL YEAR ENDED JUNE 30, 2009 (CASH BASIS)

REVENUES

Balance available at July 1, 2008	\$ 2,498,360
"C" Funds Received from SCDOT	6,775,962
SCDOT Grants	1,631,377
Interest Earned	112,246
Other Revenue	<u>2,391,616</u>
TOTAL REVENUES	<u>10,911,201</u>
TOTAL AVAILABLE FOR FISCAL YEAR ENDED JUNE 30, 2009	<u><u>\$ 13,409,561</u></u>

EXPENDITURES

Administrative (legal, accounting, supplies and secretarial expense)	\$ 7,138
Memorial Road Signs (at request of delegation)	1,500
Engineering Fee Retainer	150,000
Local Road Projects (off State Highway System) (see attached) * 27% of total expenditures	1,511,484
State Road Projects (on State Highway System) (see attached) * 70% of total expenditures	<u>3,913,370</u>
TOTAL EXPENDITURES	<u>5,583,492</u>
BALANCE AVAILABLE AT JUNE 30, 2009	<u><u>\$ 7,826,069</u></u>

See accompanying accountants' compilation report.

GREENVILLE LEGISLATIVE DELEGATION TRANSPORTATION COMM.
SCHEDULE OF PROJECTS PROGRAMMED AND EXPENDITURES AS OF
JUNE 30, 2009

PROJECT #	PROJECT DESCRIPTION	AMOUNT PROGRAMED	EXPENDITURES		
			PRIOR YEARS	CURRENT YEAR	TOTAL
240	Harrison Bdge(S23-453) @ Neely Ferry(SCDOT Grant \$200000)(Ttl. Cost \$1,425,100)	1,225,100	1,575,957	93,260	1,669,217
258	Old Splitg Rd(S23-94) Widening (SCDOT Obligation \$1,500,000) (HIMP)	3,900,000	1,302,282	892,988	2,195,270
292	Intersect. @ Hwys. 101/414 & Pecan Terr./W.H.Rd.Ext.(SCDOT Grant \$1.8M)	2,389,148	3,942,960	7,500	3,950,460
300	Tigerville Elementary Attomey Fees (S23-117)	-	-	17,355	17,355
333	S. Fairfield Rd(S23-329) Sidewalks & Drainage Improvements	869,554	841,918	28,834	870,750
361	SCDOT 2007 Resurfacing 1:1 Match Program(S23-657,902,457,199,556,566,459,625,181,98,586,752,SF23-1127)	1,830,000	2,934,296	559,338	3,493,634
362	Brown Rd(S23-657) Near Vulcan Materials (Vulcan pays excess costs)	662,958	148,454	45,303	193,757
366	Fountain Inn Main St.(SC Rt. 14) ADA Improvements (Fed. Grant \$81,074)	166,573	267,442	7,839	275,281
368	Simpsonville Signals @ College/Main(S23-14)/Curtis/Hedge Streets(\$45,394 SCDOT Grant)	75,000	75,000	45,394	120,394
370	SC 14/Taylor's Ansel School & CCC Rds. Intersection	1,035,809	80,928	237,075	318,001
371	SC 418/Fairview Intersection	1,438,000	95,887	144,435	240,302
373	SCHOOL DIST/Scuffletown(S23-645)-Jonesville(S23-191) Intersect. @ Rudolph Gordon Elem	750,000	900,159	721,879	1,622,038
374/389	Riverview Dr/Hwy 123 Intersection/Decel. Lane @ Tremont Ave. Church	406,903	16,954	374,176	391,130
375	Weston St(S23-208)/Fl. Inn Drainage Improvement(\$16,250 Fountain Inn City Match)	53,730	2,000	70,307	72,307
379	Old Bolling Springs Rd(S23-657) @ Wal-Mart/P.E. Only	75,000	-	75,000	75,000
382	Gvl County Redevelopment Auth.(Total Cost \$780,000)Old Paris Min Rd(S23-512) Improve.	200,000	-	69,970	69,970
384	2009 SCDOT 1:1 Match Program (SCDOT Portion = \$366,000)	329,683	-	329,683	329,683
388	Whittenburg Elem. Intersection P.E. & Sidewalks (S23-79 & 80)	586,537	-	91,790	91,790
395	Armstrong/Heritage Elem./Gvl Child Development Improvements (US 25 White Horse Rd)	-	-	11,667	11,667
	Close out of OLD HIMP, SIMP & CONG. MGNT. Projects (S23-2,1025,70,448,5,F-82,etal)	-	-	89,597	89,597
		<u>\$ 15,993,975</u>	<u>\$ 12,184,213</u>	<u>\$ 3,913,370</u>	<u>\$ 16,097,583</u>

GREENVILLE LEGISLATIVE DELEGATION TRANSPORTATION COMM.
SCHEDULE OF PROJECTS PROGRAMMED AND EXPENDITURES AS OF
JUNE 30, 2009

Local
PROJECT

#	PROJECT DESCRIPTION	AMOUNT PROGRAMED	EXPENDITURES		
			PRIOR YEARS	CURRENT YEAR	TOTAL
372	Municipal Resurface Match Program	883,000	752,136	1,092,530	1,844,666
377	City of Simp./Davenport Rd(\$900,000 Total Cost)	600,000	37,500	48,550	86,050
381	"Safe Routes to School" Grant for Augusta Circle Elem.(\$200,000 Ttl Cost)	40,000	-	8,333	8,333
385	2009 Municipal Match Program	950,000	-	362,071	362,071
390	Holland Rd Widening	150,000	-	-	-
396	Donaldson Center(SCTAC) Realignment of Chapel Rd.	650,000	-	-	-
		<u>\$ 3,273,000</u>	<u>\$ 789,636</u>	<u>\$ 1,511,484</u>	<u>\$ 2,301,120</u>

GREENWOOD COUNTY - ANNUAL C FUND REPORT

JULY 1, 2008 - JUNE 30, 2009

INCOME AND EXPENSES

Balance of Funds as of June 30, 2008

Income: ----- \$1,852,906.44

Funds Received for Period: July 1, 2008 through June 30, 2009 (Gasoline Tax)	\$1,056,523.25
Funds Received for Period: July 1, 2008 through June 30, 2009 (SCDOT Refund or Other)	\$351,403.87
Interest Earned for Period: July 1, 2008 through June 30, 2009 (SCDOT)	\$22,634.62
Interest Earned for Period: July 1, 2008 through June 30, 2009 (C-Fund Interest)	\$9,172.81
Interest Earned for Period: July 1, 2008 through June 30, 2009 (CDA Interest Income)	\$3,649.76
Interest Earned for Period: July 1, 2008 through June 30, 2009 (Investment Earnings)	\$27,120.93

Total Income.....Plus \$1,470,505.24

Expenses:

Administrative Expenses (Construction Documents)	\$163.60
Administrative Expenses (Advertise meetings)	\$109.31
Per Diem Expenses (Payments for meetings attended)	\$3,150.00
Local Paving Project Expenditures	\$17,988.30
State Road Project Expenditures	\$843,188.06

Total Expenditures.....Less \$864,599.27

Balance of Funds as of June 30, 2009.....\$2,458,812.41

FUNDING COMMITMENTS

Advertising Account (to publish meeting notices)	\$74.25
Local Paving Projects	\$1,356,839.53
State Road Projects	\$535,109.56
SC State Match Program 2008	\$0.00

Total Committed Funds.....Less \$1,892,023.34

Total Uncommitted Funds Available for New Projects

\$566,789.07

LOCAL PAVING PROJECTS

ITEM #	PROJECT #	LOCAL ROUTE	PROJECT DESCRIPTION	WORK TYPE	RESPONSIBLE AGENCY	BUDGET	AMENDMENTS TO BUDGET	AMENDED BUDGET	TOTAL EXPENDITURES	FY 2008/2009 EXPENDITURES	REMAINING BUDGET
	2006003		06-07 Annual Request - City of Gwd	Resurface	City of Gwd.	\$23,645.00			\$23,645.00	\$9,989.00	\$0.00
1	2007007		07-08 Annual Request - Ware Shoals - Local Rds	Resurface	Ware Shoals	\$13,000.00	-\$2,084.40	\$10,915.60	\$10,915.60	\$0.00	\$0.00
2	2008001		Town of Hodges - Streetscape	Resurface	Town of Hodges	\$40,000.00					\$40,000.00
3	2008003		08-09 Annual Request - Town of Ninety Six - Local	Resurface	Ninety Six	\$45,000.00					\$45,000.00
4	2008005		08-09 Annual Request - Misc. County Roads	Resurface	County of Gwd.	\$500,000.00			\$163.60	\$163.60	\$499,836.40
5	2008006		08-09 Annual Request - Misc. City Roads	Resurface	City of Gwd.	\$120,720.00			Construction Documents for Bidding		\$120,720.00
6	2009003		Town of Ninety Six - Enhancement	Sidewalk Improve. Resurface	Ninety Six	\$24,611.29					\$24,611.29
	2009004		Town of Ninety Six - Special PIN (Retainage Fee)	Resurface	Ninety Six	\$7,999.30			\$7,999.30	\$7,999.30	\$0.00
7	2009006		2009-2010 Annual Request - Town of Ninety Six - 1	Resurface	Ninety Six	\$35,000.00					\$35,000.00
8	2009008		2009-2010 Annual Request - Town of Ware Shoals	Resurface	Ware Shoals	\$76,784.84					\$76,784.84
9	2009009		2009-2010 Annual Request - City Roads	Resurface	City of Gwd.	\$147,887.00					\$147,887.00
	2009012		2009-2010 Annual Request - County Roads	Resurface	County of Gwd.	\$367,000.00					\$367,000.00
TOTALS:						\$1,401,647.43	-\$2,084.40	\$10,915.60	\$42,723.50	\$18,151.90	\$1,356,839.53

STATE ROAD PROJECTS

ITEM #	PROJECT #	LOCAL ROUTE	PROJECT DESCRIPTION	WORK TYPE	RESPONSIBLE AGENCY	BUDGET	AMENDMENTS TO BUDGET	AMENDED BUDGET	TOTAL EXPENDITURES	FY 2008/2009 EXPENDITURES	REMAINING BUDGET
1	2001005	S-431	Whitin Ave./Duke St./Sherard St.	Resurface	County of Gwd.	\$27,900.00	-\$27,900.00	\$27,900.00	\$0.00	\$0.00	\$0.00
2	2002009	S-723	Duke St./Sherard St.	Resurface	County of Gwd.	\$34,200.00	-\$34,200.00	\$34,200.00	\$0.00	\$0.00	\$0.00
3	2006005		06-07 Annual Request - SCDOT S-110, S-127, S-201, S-206, S-364, S-471, S-506, S-533, S-534, S-628, S-629	Resurface	SCDOT	\$309,584.00	-\$85,491.06	\$337,613.18	\$252,122.12	\$0.00	\$0.00
3	2007003	Misc.	SCDOT W.B. Ezelle Highway	Road Name	SCDOT	\$500.00					\$500.00
4	2007004		07-08 Annual Request - SCDOT S-50, S-136	Resurface	SCDOT	\$293,145.83	\$31,236.97	\$324,382.80	\$324,382.80	\$324,382.80	\$0.00
5	2007005		07-08 Annual Request - Town of Ninety Six S-723, S-721, S-581	Resurface	Ninety Six	\$124,200.00	-\$41,726.30	\$82,473.70	\$82,473.70	\$0.00	\$0.00
6	2007006		07-08 Annual Request - Town of Ware Shoals S-332(Park), S-332(Fairview), S-53	Resurface	Ware Shoals	\$26,000.00	-\$5,835.60	\$20,164.40	\$20,164.40	\$0.00	\$0.00
7	2008004		08-09 Annual Request - Town of Ninety Six S-24-727	Resurface	Ninety Six	\$25,000.00					\$25,000.00
8	2008007		08-09 Annual Request - City of Gwd. S-262	Resurface	City of Gwd.	\$50,880.00					\$50,880.00
9	2008008		08-09 Annual Request - Town of Ware Shoals S-468, S-466	Resurface	Ware Shoals	\$26,164.40					\$26,164.40
10	2008009		08-09 Annual Request - SCDOT S-181, S-183, S-200, S-211, S-241, S-297, S-392	Resurface	SCDOT	\$304,000.00	\$52,805.26	\$356,805.26	\$356,805.26	\$356,805.26	\$0.00
11	2009007		2009-2010 Annual Request - Town of Ware Shoals S-468, S-466	Milling	Ware Shoals	\$43,215.16					\$43,215.16
12	2009010		2009-2010 Annual Request - City of Gwd. S-264, S-263, S-249, S-221, S-256	Resurface	City of Gwd.	\$111,100.00					\$111,100.00
13	2009011		2009-2010 Annual Request - SCDOT S-24-107, S-24-185, S-24-206	Resurface	SCDOT	\$278,250.00					\$278,250.00
TOTALS:						\$1,654,139.39	-\$111,110.73	\$1,183,539.34	\$1,035,948.28	\$681,188.06	\$535,109.56

STATE MATCH PROGRAM

ITEM #	PROJECT #	LOCAL ROUTE	PROJECT DESCRIPTION	WORK TYPE	RESPONSIBLE AGENCY	BUDGET	AMENDMENTS TO BUDGET	AMENDED BUDGET	TOTAL EXPENDITURES	FY 2008/2009 EXPENDITURES	REMAINING BUDGET
1	2007001	SMP08	S-24-296, S-24-135, S-24-158, S-24-244, S-24-500, S-24-297	Resurface	SCDOT	\$174,462.00	-\$25,361.92	\$149,100.08	\$149,100.08	\$0.00	\$0.00
2	2009001	SMP09	S-73, S-249, S-353, S-469, S-470	Resurface	SCDOT	\$162,000.00			\$162,000.00	\$162,000.00	\$0.00
TOTALS:						\$336,462.00	-\$25,361.92	\$149,100.08	\$311,100.08	\$162,000.00	\$0.00

SCDOT REFUND

ITEM #	DATE	DESCRIPTION	AMOUNT
1		Unobligated Funds for Completed Projects	\$34,976.26
2		Unobligated Funds for Completed Projects	\$53,494.42
3		Unobligated Funds for Completed Projects	\$262,933.19
TOTALS:			\$351,403.87

LANCASTER COUNTY ANNUAL C FUND REPORT
JULY 1, 2008 - JUNE 30, 2009

<u>INCOME AND EXPENSES</u>		
Balance of Funds as of July 1, 2008		\$ 1,339,979.00 ✓
Income:		
Funds Received for Period July 1, 2008 through June 30, 2009	\$ 1,319,856.00	
Interest Earned for Period July 1, 2008 through June 30, 2009	\$ 5,543.00	
Other Funds Received from County for Period July 1, 2008 through June 30, 2009	\$ -	
Total Income		\$ 1,325,399.00
Expenses:		
Administrative Expenses	\$ -	
Engineering Costs	\$ 15,622.00	
Local Paving Project Expenditures	\$ 465,406.00	
State Road Project Expenditures	\$ 283,150.00	
State Road Match Project Expenditures	\$ -	
Total Expenditures		\$ 764,178.00
Balance of Funds as of June 30, 2009		\$ 1,901,200.00
<u>FUNDING COMMITMENTS</u>		
Local Paving Projects	\$ -	
State Road Projects	\$ -	
State Road Match Projects	\$ -	
Total Committed Funds		\$ -
Total Uncommitted Funds Available for New Projects		\$ 1,901,200.00

LANCASTER COUNTY ANNUAL C FUND REPORT
JULY 1, 2008 - JUNE 30, 2009

LOCAL PAVING PROJECTS

LOCAL ROUTE	PROJECT DESCRIPTION	WORK TYPE	RESPONSIBLE AGENCY	BUDGET	TOTAL EXPENDITURES	CURRENT FISCAL YEAR EXPENDITURES	REMAINING BUDGET
C-111	BLACKWELDER ROAD	Resurface & level	County	\$ 49,350.00	\$ 76,090.00	\$ 76,090.00	\$ (26,740)
C-1072	SHORELINE ROAD	Resurface & level	County	\$ 61,700.00	\$ 119,330.00	\$ 119,330.00	\$ (57,630)
C-692.3	PARKMAN AVENUE	Resurface	County	\$ 28,250.00	\$ 40,250.00	\$ 40,250.00	\$ (14,000)
C-870	WILHE REED ROAD	Resurface	County	\$ 100,560.00	\$ 107,768.00	\$ 107,768.00	\$ (7,208)
C-903.1	OLD PONDEROSA ROAD	Patch & Resurface	County	\$ 55,225.00	\$ 62,493.00	\$ 62,493.00	\$ (7,268)
C-208.4	CASKEY ROAD	Pave	County	\$ 34,275.00	\$ 34,275.00	\$ 34,275.00	\$ -
C-229	POPLAR STREET	Pave	County	\$ 7,500.00	\$ 7,500.00	\$ 7,500.00	\$ -
C-228.1	REEVES STREET	Pave	County	\$ 17,700.00	\$ 17,700.00	\$ 17,700.00	\$ -
TOTALS				\$ 352,500.00	\$ 465,406.00	\$ 465,406.00	\$ (112,906)

EXPENDITURES FOR LOCAL PAVING PROJECTS AS PERCENT OF TOTAL INCOME = 35.11%

STATE ROAD PROJECTS

ROAD - ROUTE	PROJECT DESCRIPTION	WORK TYPE	RESPONSIBLE AGENCY	BUDGET	TOTAL EXPENDITURES/COMMITTED	CURRENT FISCAL YEAR EXPENDITURES	REMAINING BUDGET
S-	Arundel Road	Leveling	County	\$ -	\$ 2,800.00	\$ 2,800.00	\$ -
	FY09(25%) ROADS TO BE DETERMINED	RESURFACING	SCOTT	\$ 280,350.00	\$ 280,350.00	\$ 280,350.00	\$ -
TOTALS				\$ 280,350.00	\$ 283,150.00	\$ 283,150.00	\$ -

EXPENDITURES FOR STATE ROAD PROJECTS AS PERCENT OF TOTAL INCOME = 21.36%

STATE ROAD MATCH PROJECTS

ROAD - ROUTE	PROJECT DESCRIPTION	WORK TYPE	RESPONSIBLE AGENCY	CTC PROGRAM MATCH FUNDS COMMITTED	TOTAL EXPENDITURES	CURRENT FISCAL YEAR EXPENDITURES	REMAINING BUDGET
TOTALS				\$ -	\$ -	\$ -	\$ -

EXPENDITURES FOR STATE ROAD PROJECTS and MATCH PROJECTS IN EXCESS MATCH AMOUNT AS PERCENT OF TOTAL INCOME 21.36%

CTC Chairman:

Bill Junn

Date:

10/27/2009

LAURENS COUNTY ANNUAL C-FUND REPORT
JULY 1, 2008 to JUNE 30, 2009

Page 1

INCOME AND EXPENSES

Balance of Funds as of July 1, 2008 -----\$ 964,024.76

Income:

Funds Received for July 1, 2008 to June 30, 2009	\$1,443,179.62
Interest Received for July 1, 2008 to June 30, 2009	\$ 9,721.18
<u>Total Income</u> -----	<u>\$1,452,900.80</u>

Expense:

Administrative Expense (CTC)	\$ 2,000.00
Trust Department Fees	\$ 3,084.80
Per Diem Expense (CTC)	\$ 6,825.00
Local Paving Project Expenditures	\$ 662,069.52
State Road Project Expenditures:	
a. State Projects (CTC) (Non-SMP)	\$ 471,883.42*
b. State Match Projects (CTC) (SMP)	\$ 524,633.44*
c. Memorial Signs	\$ 1,000.00
<u>Total Expenditure</u> -----	<u>\$1,671,496.18</u>

Balance of Funds as of June 30, 2009-----\$ 745,429.38

Funding Commitments:

Local Paving Projects	\$ 0.00
State Road Projects	\$ 0.00
State Road Match Projects	\$ 0.00
<u>Total Committed Funds</u>	<u>\$ 0.00</u>

Total Uncommitted Funds Available for New Projects-----\$ 745,429.38

Uncommitted Funds as Percent of Total Income= 51.3%

*As budgeted by SCDOT including 5% contingency.

Laurens County Annual C-Fund Report
7-1-08—6-30-09

Local Paving Projects

Page 2

LCTC Proj #	Road Name/No. &Proj. Description	Work Type	Responsible Agency	Budget	Total Expenditures	Current Fiscal Year Expend.	Remaining Budget
19.	Ballenger Rd	Duke Utility Relocation	County	\$ 16,624.14	\$ 16,624.14	\$ 973.24	0.00
21.	Fuller Rd, Clinton Manor, Haysworth Ave, Fifth Ave Ext, Mansdale Dr, Wisteria Ave, Locomotive St, East Miller St, W. Miller St, Robbins Rd, Nolichucky Rd, Violet Dr. a., Violet Dr. b., Skillet Rd. a., Skillet Rd., b., McCoy Rd, Sirriner St. a., Sirrine St. b., Hudson Rd, Little Brook Dr, Gibbs Terrace, Smithville Rd	Resurfacing X X X X X X X X X X X X Resurfacing	County				
21.	LC Drive	Grading, Drainage, Base/Paving/ Seeding	County	\$629,615.50	\$629,615.50	\$629,615.50	0.00
21.	TSI Construction Mgmt. & Inspection	Inspection		\$ 31,480.78	\$ 31,480.78	\$ 31,480.78	0.00
	LOCAL PAVING	PROJECTS	TOTALS	\$677,720.42	\$677,720.42	\$662,069.52	\$0.00
	Expenditures for Local	Paving Projects	As Percent	Of Income	45.9%		

Laurens County Annual C-Fund Report
7/1/08--6/30/09

State Road Projects

Page 3

LCTC Proj #	Road Name & No Proj. Description	Work Type	Responsible Agency	Budget	Total Expenditure	Current Fiscal Year Expenditures	Remaining Budget
22.	30C0038214 SMP09	Resurface	SCDOT	\$524,633.44	*\$524,633.44	*\$524,633.44	0.00
	Pitts Rd (S30-79) Hellams Cir (S-109& S-340)		"				
	State Road Projects SMP	Totals		\$524,633.44	*\$524,633.44	*\$524,633.44	0.00
22.	30C0038215 (Non-SMP)	Resurface	SCDOT	\$471,883.42	*\$471,883.42	*\$471,883.42	0.00
	Hurricane Ch Rd (S-34), Welcome St (S-492) Carolina Ave (S-506) Meadowbrook Dr (S-413) Houston St (S-725) Raintree Dr (S-717) Watson St (S-662)		" " " " " "				
	State Road Projects	Non-SMP	Totals	\$471,883.42	\$471,883.42	\$471,883.42	0.00
	Expenditures for State	Non-SMP	Projects as	Percent of	Income	32.7%	

*As estimated by SCDOT including 5% contingency.

LEXINGTON COUNTY ANNUAL C FUND REPORT

JULY 2008-JUNE 2009

REPORT DATE: OCTOBER 15, 2009

INCOME AND EXPENSES

Balance of Funds as of July 1, 2008 _____ \$ 3,900,056.00

Income:

Funds Received for Period July 1, 2008 through June 30, 2009 \$ 3,951,919.00

Interest Earned for Period July 1, 2008 through June 30, 2009 \$ 54,347.00

Other Income:

Project Refunds for Period July 1, 2008 through June 30, 2009 \$ 145,663.00

Total Income _____ \$ 4,151,929.00

Expenses:

Administrative Expenses \$ -

Local Paving Project Expenditures \$ 692,188.00

State Road Project Expenditures \$ 1,511,919.00

State Road Match Expenditures \$ 424,000.00

Total Expenditures _____ \$ 2,628,107.00

Balance of Funds as of June 30, 2009 _____ \$ 5,423,878.00

FUNDING COMMITMENTS

Local Paving Projects \$ 3,303,368.00

State Road Projects \$ 1,019,430.00

State Road Match Projects \$ -

Total Committed Funds _____ \$ 4,322,798.00

Total Uncommitted Funds Available for New Projects _____ \$ 1,101,080.00

Uncommitted Funds as Percent of Total Income = 27%

LEXINGTON COUNTY ANNUAL C FUND REPORT

JULY 2007-JUNE 2008
REPORT DATE: NOVEMBER 12, 2008

LOCAL PAVING PROJECTS

LOCAL ROUTE	PROJECT DESCRIPTION	WORK TYPE	RESPONSIBLE AGENCY	TOTAL BUDGET	TOTAL EXPENDITURES	CURRENT FISCAL YEAR EXPENDITURES	REMAINING BUDGET
Road Resurfacing	Road Resurfacing	Resurfacing	County	\$ 970,506	\$ 111,500	\$ 111,500	\$ 859,006
Gilbert Elementary School	Turn Lane for Gilbert Elementary School	Turn Lane	School Dist	\$ 25,000	\$ -	\$ -	\$ 25,000
Dogwood Road, 1&2	From Pine Street to existing pavement	Paving	County	\$ 669,987	\$ 118,534	\$ -	\$ 551,453
John Kinard Court and Circle	From Long Pine Road to dead end	Paving	County	\$ 100,506	\$ 89,529	\$ -	\$ 10,977
Elbert Taylor Road, #1	From Calks Ferry Road to James Dunbar Road	Paving	County	\$ 1,058,619	\$ 908,592	\$ -	\$ 150,027
Roscoe Road	From Longs Pond Road to 1.3 miles	Paving	County	\$ 1,089,890	\$ 994,443	\$ 2,535	\$ 95,447
Jim Rucker Road	From Highway 6 to Calvary Church Road	Paving	County	\$ 1,211,399	\$ 331,898	\$ 214,098	\$ 879,501
Tanya Lane	From Bradley Drive to dead end	Paving	County	\$ 21,700	\$ 5,950	\$ -	\$ 15,750
Payne Lane	From Hallmark Drive to end County Maintenance	Paving	County	\$ 302,577	\$ 90,395	\$ 65,453	\$ 212,182
Truex Road	From Highway 178 to 2.61 miles	Paving	County	\$ 1,762,942	\$ 1,624,882	\$ 27,697	\$ 138,060
Dunn Lane	From Mac Circle to dead end	Paving	County	\$ 35,880	\$ 26,300	\$ -	\$ 9,580
Backman Drive	From Memorial Drive to Congaree Drive	Paving	County	\$ 35,000	\$ 17,320	\$ -	\$ 17,680
Jayne Lane	From Pine Street to dead end	Paving	County	\$ 83,999	\$ 23,225	\$ 4,500	\$ 60,774
Pleasant Court	From Kittie Drive to dead end	Paving	County	\$ 59,621	\$ 58,158	\$ 36,101	\$ 1,463
Martin Neese Road	From Hwy 6 to I.W. Hutto Road	Paving	County	\$ 22,500	\$ 10,860	\$ -	\$ 11,640
Shannon Street	From Sprahler Road to dead end	Paving	County	\$ 22,701	\$ 22,701	\$ 15,661	\$ -
Harvey Berry Road	From Old Charleston to Watertank Road	Paving	County	\$ 201,035	\$ 201,035	\$ 167,968	\$ -
Taylor Road	Taylor Road Railroad Crossing Improvements- Cayce	Crossing Improvement	Cayce	\$ 416,345	\$ 186,763	\$ 45,417	\$ 229,582
Gilbert-Church Street Stabilization	Stabilization of Church Street	Road Project	Gilbert	\$ 10,000	\$ -	\$ -	\$ 10,000
Holmes Street- West Columbia	Storm drainage improvements to Holmes Street	Storm drainage improv	West Columbia	\$ 23,410	\$ -	\$ -	\$ 23,410
McMillan Circle	Storm Drainage improvements	Storm drainage improv	County	\$ 12,269	\$ 10,433	\$ -	\$ 1,836
Railroad Depot Building Grant	Relocation/Rehabilitation of original Train Depot Bldg	Enhancement	Gilbert	\$ 39,600	\$ 39,600	\$ 1,258	\$ -
TOTALS				\$ 8,175,486	\$ 4,872,118	\$ 692,188	\$ 3,303,368
EXPENDITURES FOR LOCAL PAVING PROJECTS AS PERCENTAGE OF TOTAL INCOME =				17%			

LEXINGTON COUNTY ANNUAL C FUND REPORT

JULY 2007-JUNE 2008
REPORT DATE: NOVEMBER 12, 2008

STATE ROAD PROJECTS

LOCAL ROUTE	PROJECT DESCRIPTION	WORK TYPE	RESPONSIBLE AGENCY	TOTAL BUDGET	TOTAL EXPENDITURES	CURRENT FISCAL YEAR EXPENDITURES	REMAINING BUDGET
Pine Plain Road (1793)	From Frontage Road to exist. Pymt. (S1930)	Paving	SCDOT	\$ 4,115,900	\$ 4,114,900	\$ -	\$ 1,000
Pelion Road (S-247)	From SC 6 to Clay Hill & from exist pave to 1.0 miles	Paving	SCDOT	\$ 2,262,827	\$ 1,538,705	\$ 1,382,325	\$ 724,122
Summerlinad Ave (Hwy 391)	School Dist 3 traffic light	Traffic Light	School Dist 3	\$ 30,000	\$ -	\$ -	\$ 30,000
Hebron Drive (S32-865) & Hwy 378	Traffic Light at Hebron Drive and Hwy 378	Traffic Light	SCDOT	\$ 16,700	\$ 16,700	\$ 16,700	\$ -
Carlisle Street (S32-772)	Town of Irmo Enhancement Grant-sidewalk improvement	Sidewalk Placement	Irmo	\$ 57,000	\$ 33,394	\$ 33,394	\$ 23,606
I.W. Hutto Road (S32-248)	School Dist 4 turn lane	Turn Lane	School Dist 4	\$ 75,000	\$ -	\$ -	\$ 75,000
US 321	Beautification Town of Swansea-05 Enhance Match	Streetscape Phase III	Swansea	\$ 50,000	\$ 21,460	\$ -	\$ 28,540
West Hampton (S-31)	Paved Pedestrian Pathway-Town of Summit	Pedestrian Pathway	Summit	\$ 41,372	\$ 26,710	\$ -	\$ 14,662
SC 302 and US 178	Town of Pelion 08 Enhancement Streetscape	Streetscape	Pelion	\$ 50,000	\$ -	\$ -	\$ 50,000
12th St, S-2, US1, SC32	W Coia Enhn 06, Ph II, III, IV, State St, Meeting St,	Streetscape	West Columbia	\$ 108,750	\$ 36,250	\$ -	\$ 72,500
Lake Murray Blvd. (Hwy 60)	Installation of emergency only traffic signal at fire station	Emergency traffic signal	SCDOT	\$ 7,000	\$ 7,000	\$ 7,000	\$ -
Platt Springs Road (SC 602)	Town of Springdale-08 Enhancement	Pedestrian Lighting	Springdale	\$ 72,500	\$ 72,500	\$ 72,500	\$ -
TOTALS				\$ 6,887,049	\$ 5,867,619	\$ 1,511,919	\$ 1,019,430

STATE ROAD PROJECTS

LOCAL ROUTE	PROJECT DESCRIPTION	WORK TYPE	RESPONSIBLE AGENCY	CTC MATCH FUNDS COMMITTED	EXPENDITURES	CURRENT FISCAL YEAR EXPENDITURES	REMAINING BUDGET	YEAR EXPENDITURES IN EXCESS OF MATCH AMOUNT*
SCDOT Match Program	SCDOT Matching Funds	SCDOT Projects	SCDOT	\$ 424,000	\$ 424,000	\$ 424,000	\$ -	\$ -
TOTALS				\$ 424,000	\$ 424,000	\$ 424,000	\$ -	\$ -

EXPENDITURES FOR STATE ROAD PROJECTS AND MATCH PROJECTS IN EXCESS OF MATCH AMOUNT AS PERCENTAGE OF TOTAL INCOME =
* Note: For match programs only CTC expenditures in excess of match amounts may be applied towards meeting the 25% requirement for expenditure on the state highway system:

36%

CTC Chairman:

Date:

Julia B. Summers
10/27/09

Oct. 27, 2009

Pickens County Annual C Fund Report

July 1 2008 to June 30 2009

Report Date December 09, 2009

Income and Expenses

Balance of funds as of July 1, 2008 -----	\$ 5,967,120.08
Income:	
Funds Received for period July 1, 2008 through June 30, 2009 -----	\$ 1,452,574.02
Interest on investments -----	\$ 117,733.90
	<hr/>
Total C Fund Income -----	\$ 1,570,307.92
Expenses:	
Administrative Expenses -----	\$ 136.02
Per Diem Expenses -----	\$ 0.00
Local Paving Project Expenditures -----	\$ 586,445.09
State Road Project Expenditures -----	\$ 2,487,233.77
Old Central Road Bridge adjustment -----	\$ 28,999.67
	<hr/>
Total Expenditures -----	\$ 3,102,814.55
Balance of Funds as of June 30, 2009 -----	\$ 4,434,613.45

Funding Commitments

Local Paving Projects - \$ 165,539.20
 State Road Projects - \$ 1,099,179.06
 Total Committed funds ----- \$ 1,264,718.26
 Total Uncommitted Funds available for new projects --- \$ 3,169,895.19

Uncommitted Funds as a Percentage of Funds Received = 218.22%

STATE ROAD PROJECTS

Road/Route	Project Description	Work type	Responsible Agency	Budget	Expenditures	Remaining Budget
SC 178	Resurface SC 178	Paving upgrade	SCDOT	\$ 1,000,000.00	\$ 953,276.75	\$ 28,573.21
Copper River	Median improvements	Safety	Pickens County	\$ 457,000.00	\$ 209,623.09	\$250,566.91
Brushy Creek	intersection	Safety	Pickens County	\$ 600,000.00	\$114,750.00	\$ 465,000.00
SC 8	Traffic Signal	Safety	Pickens County	\$ 137,414.00	\$ 84,813.04	\$ 52,600.96
SMP 05	Resurfacing	Safety	Pickens County	\$ 0.00	\$ 560.87	\$ 0.00
Resurface S162	Thomas Mill & Keowee	Safety	SCDOT	\$ 984,148.00	\$ 984,147.02	\$ 0.98
Prince Perry	Bridge replacement	Safety	Easley	\$ 500,000.00	\$ 0.00	\$ 500,000.00
Saluda Dam Rd.	Warning lights	Safety	Pickens County	\$ 10,000.00	\$ 0.00	\$ 10,000.00
US 178	Airport entrance	Upgrade	Pickens County	\$ 40,000.00	\$ 0.00	\$ 40,000.00
Powdersville Rd.	Tri-County Tech	Safety	C-fund committee	\$ 250,000.00	\$ 0.00	\$ 250,000.0
SC 133-137	Six Mile sidewalks	Safety	C-fund committee	\$ 142,500.00	\$ 140,063.00	\$ 2,437.00
Total				\$ 4,121,062.00	\$ 2,487,233.77	\$ 1,099,179.06

Expenditures for State Road Projects as a Percentage of Funds Received = \$2,487,233.77 / \$ 1,452,574.02 X 100% = 171.29%

LOCAL PAVING PROJECTS

Local route	Project Description	Work Type	Responsible Agency	Budget	Expenditures	Remaining Budget
Old Central Rd. varies	Old Central Rd. Bridge	Bridge const.	Pickens County	\$ 0.00	\$ 0.00	\$ 0.38
	Road Striping	Safety	Pickens County	\$ 61,455.00	\$ 41,694.40	\$ 20,874.60
Odem Road	Bridge replacement	Safety	Pickens County	\$ 5,517.00	\$ 5,516.69	\$ 0.31
City of Pickens	Parking lot	Safety	City of Pickens	\$ 110,000.00	\$ 0.00	\$ 110,000.00
City of Clemson	Paving, sidewalks	Safety	City of Clemson	\$ 484,595.00	\$ 484,595.00	\$ 0.00
City of Easley	Wimberly Lane	Safety	City of Easley	\$ 54,639.00	\$ 54,639.00	\$ 0.00
Varies	Local paving	Safety	City of Liberty	\$ 34,663.91	\$ 0.00	\$ 34,663.91
Total				\$ 750,869.91	\$ 586,445.09	\$ 165,539.20

Expenditures for Local Paving Projects as a Percentage of Funds Received = $586,445.09 / 1,452,574.02 \times 100\% = 40.039\%$

SALUDA COUNTY ANNUAL C FUND REPORT
JULY 01, 2008-- JUNE 30, 2009
AUGUST 18, 2009

INCOME AND EXPENSES

Balance of Funds as of July 1, 2008----- \$ 2,369,532.96

Income:

Funds Received for Period July 1, 2008 through June 30, 2009	\$ 951,874.23
Interest Earned for Period July 1, 2008 through June 30, 2009	17,083.06
Received from Town of Saluda	5,000.00
Received from Saluda County Water & Sewer Authority	32,500.00
Total Income -----	\$ 1,006,457.29

Expenses:


Administrative expense	\$ 1842.82
State Projects Expenditures	733,189.72
<u>County Projects Expenditures</u>	<u>1,431,158.98</u>

Total Expenditures----- \$2,166,191.52

Balance of Funds as of June 30, 2009----- \$1,209,798.73

FUNDING COMMITMENTS

Local Paving Projects	\$ 749,252.06
State Road Projects	<u>-0-</u>
Total Committed Funds	\$749,252.06
Total Uncommitted Funds Available for New Projects-----	\$ 460,546.67
Uncommitted Funds as Percent of Total Income = 46%	



CHAIRMAN OF THE SALUDA CTC

LOCAL PAVING PROJECTS YR. 07/08

2008-2009

LOCAL ROUTE	PROJECT DESCRIPTION	WORK TYPE	RESPONSIBLE AGENCY	BUDGET	TOTAL EXPENDITURES	CURRENT FY EXPENDITURES	REMAINING BUDGET	
VARIOUS	SIGNAGE FOR COUNTY ROADS	PURCHASING, FABRICATING, INSTALLING SIGNS	COUNTY	\$108,210.57	\$88,240.41	\$5,188.35	\$22,970.16	COMPLETED
C41-338	SPANN RD.	PAVING	CTC CONTRACTOR	\$355,000.00	\$295,231.73	\$300.00	\$59,768.27	COMPLETED
	KESTER ST.	RESURFACING	CTC R & B DEPT.	\$21,000.00	\$982.50	\$982.50	\$20,017.50	OPEN
C41-391	WOODHALL RD.	PAVING	CTC CONTRACTOR	\$138,000.00	\$194,464.65	\$172,689.05	(\$56,484.65)	COMPLETED
	VILLAGE RD.	PAVING	CTC COUNTY	\$105,944.80	\$662.60	\$662.60	\$104,982.20	OPEN
VARIOUS	CALCIUM CHLORIDE PROJ.	CACL2 ON ROADS	R&B COUNTY	\$11,741.00	\$9,879.32	\$0.00	\$2,061.68	OPEN
	COUNTRY POND # 2	PAVING	CTC COUNTY	\$500,250.80	\$3,054.33	\$3,054.33	\$497,196.47	OPEN
VARIOUS	CALCIUM CHLORIDE PROJ.	CACL2 ON ROADS	R&B COUNTY	\$10,111.50	\$10,111.50	\$10,111.50	\$0.00	COMPLETED
	SALUDA ISLAND RD.	CONSULTANT FEE	CTC CONSULTANT	\$875.00	\$875.00	\$875.00	\$0.00	COMPLETED
C41-104 & 339	DUNCAN RD./SPARROW RD. CONN.	PAVING	CTC CONTRACTOR	\$120,000.00	\$110,861.09	\$88,504.39	\$9,136.61	COMPLETED
C41-304	ROCKY CREEK CIRCLE/ARBOR DR.	PAVING	CTC CONTRACTOR	\$408,000.00	\$412,542.17	\$410,942.17	(\$4,542.17)	COMPLETED
C41-104	DUNCAN RD.	PAVING	CTC CONTRACTOR	\$428,000.00	\$484,158.08	\$463,258.08	(\$39,158.08)	COMPLETED
C41-214	LOCKETT RD.	PAVING	CTC CONTRACTOR	\$450,000.00	\$416,717.41	\$3,797.50	\$33,282.59	COMPLETED
C41-077	COUNTRY POND RD.	PAVING	CTC CONTRACTOR	\$125,000.00	\$115,089.55	\$462.50	\$9,910.45	COMPLETED
C41-243 & 452	HILLSIDE LN/MYRTLE RD.	PAVING	CTC CONTRACTOR	\$110,000.00	\$105,045.65	\$0.00	\$4,954.35	COMPLETED
C41-405	INDIAN CREEK PT.	OVERLAY	CTC CONTRACTOR	\$40,000.00	\$35,087.09	\$0.00	\$4,912.91	COMPLETED
VARIOUS	ROCKING 19 ML. RD.	GRAVELING ROADS	R&B COUNTY	\$282,945.00	\$238,535.52	\$0.00	\$54,409.48	COMPLETED
VARIOUS	ROCKING	GRAVELING ROADS	R&B COUNTY	\$200,000.00	\$167,971.31	\$167,971.31	\$32,028.69	OPEN
C41-338	REIMBURSE COUNTY/GRASS CUTTING	GRASS CUTTING	R&B COUNTY	\$700.00	\$700.00	\$700.00	\$0.00	COMPLETED
C41-030	REIMBURSE COUNTY/BETTIS BRIDGE	REPLACING BRIDGE	R&B COUNTY	\$14,143.00	\$14,143.00	\$14,143.00	\$0.00	COMPLETED
S41-12	N. JEFFERSON ST.	DRAINAGE	CTC COUNTY	\$80,000.00	\$97,256.80	\$97,256.80	(\$7,256.80)	COMPLETED
TOTALS				\$3,518,921.67	\$2,769,899.61	\$1,431,158.98	\$749,252.06	

EXPENDITURES FOR LOCAL PAVING PROJECTS AS PERCENT OF TOTAL INCOME 143.00%

MONIES FROM COMPLETED PROJECTS WILL BE FUNNELED BACK INTO ACTIVE MONIES

STATE ROAD PROJECTS

LOCAL ROUTE	PROJECT DESCRIPTION	WORK TYPE	RESPONSIBLE AGENCY	BUDGET	EXPENDITURES	CURRENT FY EXPENDITURES	REMAINING BUDGET
S41-21 & SC121) S41-122 & SC 194) SC39 & SC702)	INTERSECTIONS	RECONSTRUCTION	SCDOT	\$ 859,464.72	\$ 475,000.00		\$ 384,464.72
				\$ 349,725.00	\$ 733,189.72	\$733,189.72	
TOTALS				\$1,208,189.72	\$1,208,189.72	\$733,189.72	\$0.00

EXPENDITURES FOR STATE ROAD PROJECTS AS PERCENT OF TOTAL INCOME 73.00%

STATE ROAD MATCH PROJECTS

ROAD-ROUTE	PROJECT DESCRIPTION	WORK TYPE	RESPONSIBLE AGENCY	CTC PROGRAM MATCH FUNDS COMMITTED	EXPENDITURES	CURRENT FISCAL YEAR EXPENDITURES	REMAINING BUDGET	CURRENT FISCAL YR. EXPENDITURES IN EXCESS OF MATCH AMT.*
TOTALS				\$ -	\$ -	\$ -	\$ -	\$0.00
				\$ -	\$ -	\$ -	\$ -	\$0.00

EXPENDITURES FOR STATE ROAD PROJECTS AND MATCH PROJECTS IN EXCESS OF MATCH AMOUNT AS PERCENT OF TOTAL INCOME 73%

CTC CHAIRMAN:

DATE:

Robert E. Taylor
8/27/09

2009 CTC ANNUAL C FUND REPORT
JULY 1, 2008 - JUNE 30, 2009

INCOME AND EXPENSES

Balance of Funds as of July 1, 2008

Income:

Funds Received for Period July 1, 2008 through June 30, 2009

Interest Earned for Period July 1, 2008 through June 30, 2009

Other Funds Received - Duke Energy & School District

Total Income

Expenses:

Administrative Expenses

Local Paving Project Expenditures

State Road Project Expenditures

State Road Match Expenditures

Total Expenditures

Balance of Funds as of June 30, 2009

FUNDING COMMITMENTS

Local Paving Projects

State Road Projects

State Road Match Projects

Total Committed Funds

Total Uncommitted Funds Available for New Projects

Uncommitted Funds as Percent of Total Income = 66.3%

----- \$ 7,301,821

\$ 4,641,864

\$ 110,481

\$ 101,959

\$ 4,854,305

\$ 1,437

\$ 1,810,322

\$ 2,091,488

\$ 616,690

\$ 4,519,938

\$ 7,636,188

\$ 2,792,640

\$ 1,817,585

\$ (190,040)

\$ 4,420,185

\$ 3,216,003

Spartanburg

LOCAL PAVING PROJECTS

LOCAL ROUTE	PROJECT DESCRIPTION	WORK TYPE	RESPONSIBLE AGENCY	BUDGET	TOTAL EXPENDITURES	CURRENT FISCAL YEAR EXPENDITURES	REMAINING BUDGET
07002 2914	John Martin Road @ North Blackstock Road	Intersection	County	\$ 157,497.46	\$ 157,497.46	\$ -	\$ -
07013 City Streets	City of Spartanburg Resurfacing	Resurfacing	City	\$ 259,095.00	\$ 216,648.79	\$ -	\$ 42,446.21
07016 New Access	Southport Access Road	Cut access	Sptbg HA	\$ -	\$ -	\$ -	\$ -
07017 1207	Dairy Ridge Road Bridge Replacement	Bridge	County	\$ 543,200.00	\$ 15,650.00	\$ -	\$ 527,550.00
07019 Various	Sidewalk repairs for Reidville & Woodruff	Sidewalks	Towns	\$ 50,960.00	\$ 50,425.00	\$ -	\$ 535.00
07020 8207, 2489	Howard Street Drainage Improvements	Drainage	County	\$ 83,500.00	\$ 3,340.00	\$ -	\$ 80,160.00
08003 525	Fairforest Road Widening	Widening	County	\$ 293,738.97	\$ 293,738.97	\$ 98,493.01	\$ -
08008 Various	City Resurfacing	Resurfacing	City	\$ 259,095.00	\$ 215,712.44	\$ 215,712.44	\$ 43,382.56
08015 S-338	Delegation - Repair Sidewalk Mills Ave.	Sidewalks	City of Inman	\$ 84,280.00	\$ -	\$ -	\$ 84,280.00
08019 9195 @ 88	Intersection Improvements Skyline@ Campobello	Intersection	County	\$ 30,000.00	\$ -	\$ -	\$ 30,000.00
08022 585.1	Brockman-McClimon Rd Bridge	Bridge	County	\$ 303,000.00	\$ -	\$ -	\$ 303,000.00
09001 12382/1165	Restoration of Glendale Bridge	Bridge - Foot Traffic	County	\$ 50,000.00	\$ -	\$ -	\$ 50,000.00
09008 12210	Gibbs Road	Pavement Rehab	County	\$ 389,299.85	\$ 389,299.85	\$ 389,299.85	\$ -
09009 Various	Wayfinding Signs for Pacolet	Signs	Town of Pacolet	\$ 19,500.00	\$ 19,500.00	\$ 19,500.00	\$ -
09011 11128	Zimmerman Road Bridge Replacement	Bridge	County	\$ 140,000.00	\$ -	\$ -	\$ 140,000.00
09013 City Streets	Bomar Avenue Realignment	Realignment	City	\$ 202,080.00	\$ -	\$ -	\$ 202,080.00
00919 11053	Overhead Bridge Road	Bridge	County	\$ -	\$ -	\$ -	\$ -
09021 Various	County & Municipal Resurfacing	Resurfacing	County	\$ 1,261,762.00	\$ 1,005,846.76	\$ 1,005,846.76	\$ 255,915.24
09022 Various	City Resurfacing	Resurfacing	City	\$ 236,708.00	\$ -	\$ -	\$ 236,708.00
09023 724	Shoally Creek Road	Widening	County	\$ 494,553.08	\$ 62,945.66	\$ 62,945.66	\$ 431,607.42
09025 City Streets	Burnett Drive	Cul-de-sac	City	\$ 14,000.00	\$ 14,000.00	\$ 14,000.00	\$ -
09027 Walkway	Pave walkway over easement	Walkway	Pacolet	\$ 19,500.00	\$ -	\$ -	\$ 19,500.00
09028 910 @ 176	Windmill Hill Road @ US 176	Intersection	County	\$ 350,000.00	\$ 4,524.30	\$ 4,524.30	\$ 345,475.70
TOTALS				\$ 5,241,769.36	\$ 2,449,129.23	\$ 1,810,322.02	\$ 2,792,640.13

EXPENDITURES FOR LOCAL PAVING PROJECTS AS PERCENT OF TOTAL INCOME = 37.3%

Spartanburg

STATE ROAD PROJECTS

ROAD - ROUTE	PROJECT DESCRIPTION	WORK TYPE	RESPONSIBLE AGENCY	BUDGET	EXPENDITURES	CURRENT FISCAL YEAR EXPENDITURES	REMAINING BUDGET
05002 S-2	Howard & Franklin Street Intersection	Intersection	City	\$ 100,485.94	\$ 16,462.29	\$ 15,976.35	\$ 84,023.65
05006 US-176	St. Andrews Relocation	Intersection	City	\$ 566.93	\$ 566.93	\$ -	\$ -
05021 SC-101	"Welcome" signs in Woodruff	Signs	Woodruff	\$ 15,560.99	\$ 10,459.70	\$ -	\$ 5,101.29
06004 S-1258	Southport Station Access	Street Relocation	Sptbg HA	\$ 300,000.00	\$ -	\$ -	\$ 300,000.00
06006 SC-9	Beautification at I-85 & Highway 9 Intersection	Beautification	County	\$ 17,400.00	\$ 6,052.50	\$ 440.00	\$ 11,347.50
06014 SC-296	Phase II Willis Road Walking/Bike Path	Beautification	County	\$ 72,873.00	\$ 63,375.05	\$ 1,768.81	\$ 9,497.95
06015 S-62	Resurfacing Woodruff & Sidewalks in Reidville	Resurfacing & Sidewalks	County & Reidville	\$ 24,234.54	\$ 24,234.54	\$ -	\$ -
06016 SC-14	Sidewalk and Drainage	Sidewalk	SCDOT	\$ 24,336.58	\$ 24,336.58	\$ -	\$ -
06020 S-37	Windmill Road @ Compton Bridge Road	Intersection	County	\$ 263,329.30	\$ 263,329.30	\$ 500.00	\$ -
06021 S-55, S-188	Peachtree Road @ Bible Church Road	Intersection	County	\$ 290,449.32	\$ 290,449.32	\$ 72,561.19	\$ -
07018 S-494	Fernwood Drive @ Woodburn Road	Intersection		\$ 173,486.82	\$ 173,486.82	\$ 121,659.24	\$ -
07021 US-221	Sign for Lt. Colonel Howard L. Painter Boulevard	Signs	SCDOT	\$ 500.00	\$ 500.00	\$ 500.00	\$ -
07022 Various	Sidewalk installation in Pacolet	Sidewalks	Town	\$ 67,965.00	\$ 1,060.00	\$ 1,060.00	\$ 66,905.00
08001 SC-358	SC 358 @ Hampton	Intersection	County	\$ 117,140.65	\$ 117,140.65	\$ 69,240.94	\$ -
08006 SC-296	Rt Turn Lane Reidville Rd @ Shenandoah	Turn Lane	County	\$ 51,888.00	\$ 51,888.00	\$ -	\$ -
08010 Various	State Resurfacing	Resurfacing	SCDOT	\$ 709,906.00	\$ 709,906.00	\$ 709,906.00	\$ -
08011 SC 14	Highway 14 Project	Resurface Bridge	SCDOT	\$ 87,139.20	\$ 87,139.20	\$ 16,513.00	\$ -
08012 S-817 @ US	Cherry Hill Rd & Old Converse Rd	Intersection	County	\$ 448,577.62	\$ 320,975.26	\$ 275,347.98	\$ 127,602.36
08013 1934	Zion Hill Rd @ US 29 Intersection Improvement	Intersection	County	\$ 283,244.68	\$ 171,754.65	\$ 171,754.65	\$ 111,490.03
08014 S-110	Delegation - Town of Cowpens	Signs, Poles, Hardware	Town of Cowpens	\$ 19,500.00	\$ 16,479.33	\$ 2,801.09	\$ 3,020.67
08016 S-476	Delegation - Repair Sidewalks on Bomar Ave	Sidewalks	City of Spartanburg	\$ -	\$ -	\$ -	\$ -
08017 SC-101	Delegation - City of Woodruff	Sidewalks	Woodruff	\$ 33,460.00	\$ -	\$ -	\$ 33,460.00
08018 SC-290	Delegation - Sidewalks on N & S Main St - Duncan	Sidewalks	Town of Duncan	\$ 50,720.00	\$ 45,134.61	\$ 6,440.59	\$ 5,585.39
08021 S-62	Sidewalks Town of Reidville	Sidewalks	Town of Reidville	\$ 20,000.00	\$ 4,318.95	\$ -	\$ 15,681.05
09002 SC 9	Lake Bowen Dam Road @ SC 9	Intersection	County	\$ 68,057.86	\$ 68,057.86	\$ 68,057.86	\$ -
09003 SC 129	Sgt. Shawn F. Hill Memorial Hwy Sign	Sign	SCDOT	\$ 500.00	\$ 500.00	\$ 500.00	\$ -
09004 SC 215	L. E. Gable Memorial Highway	Sign	SCDOT	\$ 500.00	\$ 500.00	\$ 500.00	\$ -
09005 SC 215	M. D. Putnam Bridge	Sign	SCDOT	\$ 500.00	\$ 500.00	\$ 500.00	\$ -
09007 S 103	Sidewalk - East Union Street Chesnee	Sidewalk	County	\$ 42,000.00	\$ -	\$ -	\$ 42,000.00
09012 1736	Sidewalks on N. Randolph Ave in Landrum	Sidewalks	Landrum	\$ 50,000.00	\$ -	\$ -	\$ 50,000.00
09014 US 29	Turn Lanes on US 29 into Kent Street	Turn Lane	County	\$ 38,111.82	\$ 38,111.82	\$ 38,111.82	\$ -
09015 S 529	Repair Sidewalks - Lawrence St & Meadow	Sidewalks	Lyman	\$ 50,720.00	\$ -	\$ -	\$ 50,720.00
09016 S 338	Mill & Re-asphalt Mill Street	Resurface	Inman	\$ 50,840.00	\$ -	\$ -	\$ 50,840.00
09017 S 62	Streetscape on Main St. in Reidville	Streetscape	Reidville	\$ 22,500.00	\$ -	\$ -	\$ 22,500.00
09018 S 659 & S 3	Gossett Rd @ Cannons Campground Intersection	Intersection	County	\$ 505,000.00	\$ -	\$ -	\$ 505,000.00

Spartanburg

09020	S 216	Archibald Road	Resurface	SCDOT	\$ 709,906.00	\$ 517,348.95	\$ 517,348.95	\$ 192,557.05
09024	SC221	Sidwalks on Main Street - Woodruff	Sidewalk	Woodruff	\$ 28,460.00	\$ -	\$ -	\$ 28,460.00
09026	US 29	Streetscape in Cowpens	Streetscape	Cowpens	\$ 101,793.00	\$ -	\$ -	\$ 101,793.00

TOTALS

\$ 4,841,653.25 \$ 3,024,068.31 \$ 2,091,488.47 \$ 1,817,584.94

STATE ROAD MATCH PROJECTS

ROAD - ROUTE	PROJECT DESCRIPTION	WORK TYPE	RESPONSIBLE AGENCY	CTC PROGRAM MATCH FUNDS COMMITTED	EXPENDITURES	CURRENT FISCAL YEAR EXPENDITURES	REMAINING BUDGET	CURRENT FISCAL YEAR EXPENDITURES IN EXCESS OF MATCH AMOUNT*
02008	SC-9, S-42, Intersection Improvement Match Program	Intersection	County	\$ 1,641,620.71	\$ 1,352,970.51		\$ 288,650.20	\$ -
03011	S-62, SC-9, SIMP	Intersection	County	\$ 989,287.20	\$ 907,239.44	\$ -	\$ 82,047.76	\$ -
05013	SC-357, SC SIMP 05 State Match Program	Intersection	County	\$ 852,385.93	\$ 1,561,459.16	\$ -	\$ (709,073.23)	\$ -
07012	S-41 Resurfacing & SMP 08 Match Program	Resurfacing	SCDOT	\$ 709,906.00	\$ 576,983.25	\$ 356,102.49	\$ 132,922.75	\$ -
09010	Various 2009 State Match Resurfacing Program	Resurfacing	County	\$ 276,000.00	\$ 260,587.70	\$ 260,587.70	\$ 15,412.30	
TOTALS				\$ 4,469,199.84	\$ 4,659,240.06	\$ 616,690.19	\$ (190,040.22)	\$ - *

EXPENDITURES FOR STATE ROAD PROJECTS AND MATCH PROJECTS IN EXCESS OF MATCH AMOUNT AS PERCENT OF TOTAL INCOME = 43.1%

* Note: For match programs only CTC expenditures in excess of match amounts may be applied towards meeting the 25% requirement for expenditure on the state highway system

CTC Chairman: 

Date: 10/13/09

SUMTER COUNTY ANNUAL "C" FUND REPORT JULY 2008 TO JUNE 2009

[illegible]

Sumter County
08-09 CTC Funds

[illegible]

York County Annual C Fund Report

July 1, 2008 - June 30, 2009

Report Date = September 24, 2009

INCOME AND EXPENSES

Balance of Funds as of July 1, 2008

Income:

Funds Received for Period July 1, 2008 through June 30, 2009

Other (anticipated reimbursement for South Pointe Trail CMAQ project)

Interest Earned for Period July 1, 2008 through June 30, 2009

Total Income

Expenses:

Administrative Expenses

Local Road Project Expenditures

State Road Project Expenditures

State Road Match Expenditures

Total Expenditures

Balance of Funds as of June 30, 2009

FUNDING COMMITMENTS

Local Paving Projects

State Road Projects

State Road Match Projects

Total Committed Funds

Total Uncommitted Funds Available for New Projects

\$10,547,347.27

\$4,002,015.36

-\$372,081.60

\$120,634.36

\$3,750,568.12

\$0.00

\$857,886.18

\$2,776,749.30

\$492,144.98

\$4,126,780.46

\$10,171,134.93

\$2,328,024.60

\$2,913,250.30

\$0.00

\$5,241,274.90

\$4,929,860.03

LOCAL PAVING PROJECTS

Local Route	Approval Year	Project Description	Work Type	Responsible Agency	Budget	Total Expenditures	Current Fiscal Year Expenditures	Remaining Budget
	2007-2008	Winward Drive, Molokai Ext.	Resurface	City of Tega Cay	\$ 120,111.00	\$ 102,190.00	\$ 102,190.00	\$ 17,921.00
	2008-2009	Grading for sidewalk in Town of Sharon	Sidewalk	York County	\$ 6,925.00	\$ 6,925.00	\$ 6,925.00	\$ -
	2008-2009	Paving of parking area at Hickory Grove Magistrate Office	Paving	York County	\$ 26,427.00	\$ 25,804.44	\$ 25,804.44	\$ 622.56
		Construction of handicap ramps in various locations, Raven Drive, Hummingbird Lane, Mallard Drive, Colony Road, Hartford Court, Sparrow Drive, Greenbriar Circle, Evergreen Circle, Willowbrook Avenue, Sylvia Circle, Emerson Road, construction of asphalt trail parallel to Church Street (S-350)	Sidewalk, Asphalt Trail, Resurfacing	City of Rock Hill	\$ 524,817.00	\$ 643,265.85	\$ 643,265.85	\$ (118,448.85)
	2007-2008	Paving of Pratt Street and Trouble Street in the Town of Sharon	Paving	York County	\$ 85,000.00	\$ 79,700.89	\$ 79,700.89	\$ 5,299.11
		TOTALS			\$ 763,280.00	\$ 857,886.18	\$ 857,886.18	\$ (94,606.18)
		EXPENDITURES FOR LOCAL PAVING PROJECTS AS PERCENT OF TOTAL INCOME =				22.9%		

STATE ROAD PROJECTS

Road-Route		Project Description	Work Type	Responsible Agency	Budget	Expenditures	Current Fiscal Year Expenditures	Remaining Budget
S-322	2009	Dedication sign to name S. Cherry Rd.	Sign	SCDOT	\$ 500.00	\$ 500.00	\$ 500.00	\$ -
S-72	2009	Sidewalk at Saluda Trail School	Sidewalk	SCDOT	\$ 21,000.00	\$ 21,000.00	\$ 21,000.00	\$ -
	2008-2009	2008-2009 C-Fund Project; S-100, S-1442, S-453, S-924, S-152, S-310, S-518, S-68, S-823, S-109, S-1579, S-4270, S-1503	Resurfacing	SCDOT	\$ 1,088,561.00	\$ 1,088,561.00	\$ 1,088,561.00	\$ -
S-122	2008	Construction of turn lanes at Fresenius Site on Dave Lyle Blvd.	Turn Lanes	City of Rock Hill	\$ 150,000.00	\$ 150,000.00	\$ 150,000.00	\$ -
	2007-2008	S-872, S-807, S-1012, S-243, S-147, S-612, S-695, S-524, S-390, S-527, S-1116, S-5 Turn lanes at intersection of Highway 274 and Daimler Boulevard	Resurfacing	City of Rock Hill	\$ 626,879.00	\$ 527,771.31	\$ 527,771.31	\$ 99,107.69
S-274	2008	Resurfacing of Fewell Road	Turn Lanes	York County	\$ 400,000.00	\$ 64,431.69	\$ 64,431.69	\$ 335,568.31
S-557	2007-2008	Resurfacing of Fewell Road	Resurfacing	SCDOT	\$ 75,000.00	\$ 75,000.00	\$ 75,000.00	\$ -
	2007-2008	L-641/S-641, S-463, S-1451	Resurfacing	SCDOT	\$ 293,753.60	\$ 653,267.40	\$ 653,267.40	\$ (359,513.80)
S-658, S-160, S-98	2008	Air Quality Analysis for 2008 RFATS CMAQ grant projects	Air Quality Analysis	York County	\$ 6,000.00	\$ 8,100.00	\$ 8,100.00	\$ (2,100.00)
S-593	2007	Construction of crosswalks at intersection with University Drive	Crosswalks	York County	\$ 3,100.50	\$ 2,657.83	\$ 2,657.83	\$ 442.67
S-49 and S-54	2007	Traffic signal installation at intersection	Traffic Signal	York County	\$ 47,606.00	\$ 47,606.00	\$ 47,606.00	\$ -
	2005	Construction of asphalt trail in vicinity of Rock Hill/York County Airport and SC 161	Asphalt Trail	York County	\$ 30,000.00	\$ 137,854.07	\$ 137,854.07	\$ (107,854.07)
		TOTALS			\$ 2,742,400.10	\$ 2,776,749.30	\$ 2,776,749.30	\$ (34,349.20)

STATE ROAD MATCH PROJECTS

Road-Route		Project Description	Work Type	Responsible Agency	Budget	Expenditures	Current Fiscal Year Expenditures	Remaining Budget
		SMP 09 Project; S-219, S-322, S-377, S-386, S-734, S-804, S-806, S-931, S-1051, S-1221, S-1257						
	2007-2008		Resurfacing	SCDOT	\$ 576,074.00	\$ 492,144.98	\$ 492,144.98	\$ 83,929.02
		TOTALS			\$ 576,074.00	\$ 492,144.98	\$ 492,144.98	\$ 83,929.02

EXPENDITURES FOR STATE ROAD PROJECTS AND MATCH PROJECTS IN EXCESS OF MATCH AMOUNT AS PERCENT OF TOTAL INCOME =

87.2%

CTC CHAIRMAN:

DATE:

[Signature]
November 19, 2009