

# ANNUAL REPORT 2014-2015



## **Summary Report for the C Fund Program 2014/2015 State Fiscal Year**

### **C Program Background:**

Public roads and highways are the infrastructure for growth in South Carolina and building and maintaining them is a tremendous responsibility. The South Carolina Department of Transportation (SCDOT), like all state DOTs across the country, has quickly learned that the job is too big to accomplish without partners. The C Program is a long-established partnership between the SCDOT and the forty six counties of South Carolina to fund the improvements of state roads, county roads, city streets and other local transportation projects. It is successful because local leaders and citizens alike are willing to step up and work with SCDOT to meet the needs of their communities. Financial resources for roads and bridges are precious as the requirements far exceed available funding. SCDOT values the hard work and commitment of County Transportation Committee (CTC) members working with civic leaders to use these resources prudently for the advancement of local transportation projects. Sections A and B of South Carolina Code of Laws, §12-28-2740 (the C fund statute) state that two and sixty-six one-hundredths cents a gallon of the user fee on gasoline must be deposited with the State Treasurer and used in furtherance of a countywide transportation plan adopted by CTCs throughout the state.

### **Annual Report:**

The nineteen County Transportation Committees listed in this report administered C Funds for their respective counties during the 2014/2015 state fiscal year. The individual county reports contained herein were prepared by each CTC and submitted to SCDOT. These individual reports have been compiled and are being submitted to the General Assembly as required by Section D of South Carolina Code of Laws §12-28-2740.

All nineteen CTCs programmed a sufficient quantity of transportation related projects on the state highway system to ensure compliance with the law. The annual reports demonstrate that collectively the nineteen self-administered CTCs expended \$20,767,685 on the state highway system in the 2014/2015 state fiscal year compared to \$9,882,802 in the 2013/2014 state fiscal year. The data also illustrates forty nine percent of CTCs apportionments were spent on the state system this year compared to last year's twenty nine percent, although only twenty five percent of their apportionments are required to be expended according to state law. Furthermore, the balance of uncommitted funds carried forward from one year into the next did not exceed three hundred percent of the county's total apportionment for the most recent year as required by Section D of the South Carolina Code Section.

## **Projections for the 2015/2016 State Fiscal Year:**


At the beginning of the state's fiscal year, SCDOT sends each CTC Chairman the Committee's projected income for the upcoming year. This information is used for their transportation planning purposes during the course of the year. The projected revenue from the sale of gasoline allocated to the C Fund program for the current 2015/2016 state fiscal year is expected to be \$71,300,000. Minor increases or decreases in revenue that may occur can be attributed to modest fluctuations in the price and consumption of gasoline. It is expected any marginal variations in income to the CTCs typically would not translate into changes from the previous year in the number or magnitude of transportation related improvement projects being constructed throughout South Carolina. SCDOT's C Program Administration Office has worked very closely with all CTCs to ensure their transportation plans are current and applicable to the requirements stipulated in the C fund statute.

Earlier this year the South Carolina General Assembly passed legislation (H.4230), which resulted in the authorization of \$216,329,114 in additional one-time (non-recurring) funding for the CTC program. Individual CTC's portion of the additional funding was determined in accordance with the allocation formula stipulated in the C fund statute. The new legislation specified CTCs shall utilize all of the non-recurring funds for use on the state-owned secondary road system for paving, rehabilitation, resurfacing, and/or reconstruction, and bridge repair, replacement, or reconstruction. No funds from this allocation are to be used for any road, bridge, or highway that is not part of the state owned system. In an effort to assist the CTCs in identifying potential projects, the South Carolina Department of Transportation (SCDOT) evaluated the secondary roads and bridges in each county using objective and quantifiable factors in a similar manner as was done to identify candidate projects for our own ACT 114 compliant resurfacing program. A list of candidates was provided to each CTC for their information. This list was not meant to bind the CTC, but to simply provide a starting point for the CTCs as they began their deliberations on selecting resurfacing projects.

Questions regarding the C Program can be directed to SCDOT's C Program Administrator, Herbert J. Cooper @ 803-737-0230.



**REPORT TO THE GENERAL ASSEMBLY  
C FUND EXPENDITURES  
FOR  
SELF ADMINISTERED  
COUNTY TRANSPORTATION COMMITTEES  
JULY 1, 2014– JUNE 30, 2015**



ANDERSON COUNTY  
BEAUFORT COUNTY  
BERKELEY COUNTY  
CHARLESTON COUNTY  
CHEROKEE COUNTY  
CHESTER COUNTY  
CLARENDON COUNTY  
COLLETON COUNTY  
EDGEFIELD COUNTY  
GREENVILLE COUNTY

GREENWOOD COUNTY  
LANCASTER COUNTY  
LAURENS COUNTY  
LEXINGTON COUNTY  
PICKENS COUNTY  
SALUDA COUNTY  
SPARTANBURG COUNTY  
SUMTER COUNTY  
YORK COUNTY

## **LISTING OF COUNTIES ADMINISTERING C FUNDS**

Section 1:	Anderson County Transportation Committee
Section 2:	Beaufort County Transportation Committee
Section 3:	Berkeley County Transportation Committee
Section 4:	Charleston County Transportation Committee
Section 5:	Cherokee County Council
Section 6:	Chester County Council
Section 7:	Clarendon County Council
Section 8:	Colleton County Transportation Committee
Section 9:	Edgefield County Transportation Committee
Section 10:	Greenville County Transportation Committee
Section 11:	Greenwood County Transportation Committee
Section 12:	Lancaster County Transportation Committee
Section 13:	Laurens County Transportation Committee
Section 14:	Lexington County Council
Section 15:	Pickens County Transportation Committee
Section 16:	Saluda County Transportation Committee
Section 17:	Spartanburg County Transportation Committee
Section 18:	Sumter County Transportation Committee
Section 19:	York County Transportation Committee

# ANDERSON CTC ANNUAL C FUND REPORT JULY 1, 2014 - JUNE 30, 2015

## INCOME AND EXPENSES

Balance of Funds as of July 1, 2014		\$ 3,086,443
Income:		
Funds Received for Period July 1, 2014 through June 30, 2015	\$ 3,941,472	
Interest Earned for Period July 1, 2014 through June 30, 2015	\$ 1,053	
Total Income		\$ 3,942,524
Expenses:		
Administrative Expenses	\$ 2,000	
Bank Fees	\$ 83	
Local Paving Project Expenditures	\$ 864,186	
State Road Project Expenditures	\$ 1,064,022	
Total Expenditures		\$ 1,930,291
Balance of Funds as of June 30, 2015		\$ 5,098,676

## FUNDING COMMITMENTS

Local Paving Projects	\$ 2,613,876	
State Road Projects	\$ 945,893	
Total Committed Funds		\$ 3,559,769
Total Uncommitted Funds Available for New Projects		\$ 1,538,907
Uncommitted funds as a percentage of Total Income	39.03%	

Note: Typically all funds available are programmed.  
Uncommitted funds reflected are mainly due to timing issues..

# **LOCAL PAVING PROJECTS**

Note: Actual expenditures can reflect multiple fiscal years.

LOCAL ROUTE	PROJECT DESCRIPTION	WORK TYPE	RESPONSIBLE AGENCY	BUDGET	TOTAL EXPENDITURES	CURRENT FISCAL YEAR EXPENDITURES	REMAINING BUDGET
various	Resurfacing of various roads in Anderson County	resurface	Anderson Cty	\$ 1,684,800	\$ 95,964	\$ 95,964	\$ 1,588,836
various	Resurface & Sidewalk repair W Church St	repair/resurface	Anderson Cty	\$ 35,643	\$ -	\$ -	\$ 35,643
various	Stormwater project, Jordan St paving	resurface	Belton	\$ 12,000	\$ 2,627	\$ -	\$ 9,373
	various Roads in Iva	resurface	Iva	\$ 115,798	\$ 88,463	\$ 88,463	\$ 27,335
C-09-0073	Green Pond Landing	FDP	Anderson Cty	\$ 135,000	\$ 132,333	\$ 132,333	\$ 2,667
HP-19-1756	U St. & Wilkerson Blvd	resurface	Honea Path	\$ 238,789	\$ 238,789	\$ 3,417	\$ 0
C-09-0073	Green Pond Landing-Perimeter Road paving	FDP	Anderson Cty	\$ 119,000	\$ 119,000	\$ 119,000	\$ -
various	Roads in city of Anderson	resurface	City of Anderson	\$ 234,241	\$ 136,212	\$ 136,212	\$ 98,028
various	Roads in City of Belton	resurface	City of Belton	\$ 193,175	\$ 153,059	\$ 144,259	\$ 40,116
HP-19-1743	South Shirley Avenue	resurface	Honea Path	\$ 98,000	\$ 6,542	\$ 6,542	\$ 91,458
WM-07-2083	Woodmore Court	resurface	City of Williamston	\$ 425,000	\$ 39,833	\$ 39,833	\$ 391,167
WM-07-1974	Ellicott Street/Hill Ave	repair/resurface	City of Williamston	\$ 165,049	\$ 103,116	\$ 103,116	\$ 61,933
various	Piedmont Water/Sewer Project	resurface	Anderson Cty	\$ 285,565	\$ 1,045	\$ 1,045	\$ 284,520
	TOTALS			\$ 3,729,850	\$ 1,115,984	\$ 884,186	\$ 2,613,876


EXPENDITURES FOR LOCAL PAVING PROJECTS AS PERCENT OF TOTAL INCOME = 21.3%

# **STATE ROAD PROJECTS**

Note: Actual expenditures can reflect multiple fiscal years.

ROAD ROUTE	PROJECT DESCRIPTION	WORK TYPE	RESPONSIBLE AGENCY	BUDGET	EXPENDITURES	CURRENT FISCAL YEAR EXPENDITURES	REMAINING BUDGET
various	resurface various state roads in Anderson County	Resurface	SDDOT	\$ 1,020,224	\$ 1,020,224	\$ 1,020,224	\$ -
various	resurface various state roads in Anderson County	resurface	ACTC	\$ 989,891	\$ 43,798	\$ 43,798	\$ 945,893
	TOTALS			\$ 2,009,815	\$ 1,064,022	\$ 1,064,022	\$ 945,893

EXPENDITURES FOR STATE ROAD PROJECTS AS PERCENT OF TOTAL INCOME = 26.89%

CTC Chairman:  (Signature)

Date: 9/28/15

**BEAUFORT COUNTY ANNUAL C FUND REPORT  
JULY 1, 2014- JUNE 30, 2015**

10/1/2015

**INCOME AND EXPENSES**

Balance of Funds as of July 1, 2014		\$2,448,651
Income:		
Funds Received for Period July 1, 2014 through June 30, 2015	\$2,687,605	
Interested Earned for Period July 1, 2014 through June 30, 2015	\$2,060	
Total Income		\$2,689,665
Expenses:		
Administrative Expenses	\$1,883	
Local Paving Project Expenditures	\$1,389,722	
State Road Project Expenditures	\$1,375,720	
Total Expenditures		\$2,767,325
Balance of Funds as of June 30, 2015		\$2,370,991

**FUNDING COMMITMENTS**

Local Paving Projects	\$1,275,955	
State Road Projects	\$0	
Total Committed Funds		\$1,275,955
Total Uncommitted Funds Available for New Projects		\$1,095,036



**BEAUFORT COUNTY ANNUAL C FUND REPORT  
JULY 1, 2014 - JUNE 30, 2015**

10/1/2015

**LOCAL PAVING PROJECTS**

LOCAL ROUTE	PROJECT DESCRIPTION	WORK TYPE	RESPONSIBLE AGENCY	BUDGET	TOTAL EXPENDITURES	CURRENT FY EXPENDITURES	REMAINING BUDGET
	<b>Contract 46</b> Halifax Dr, Coleman Rd, Queens Rd, CeeCee Rd	<b>Paving/Drainage</b>	<b>County</b>	<b>\$1,181,774</b>	<b>\$1,181,774</b>	<b>\$192,694</b>	<b>\$0</b>
	<b>Contract 48</b> Wimbee Landing Rd, Huspah Dr	<b>Paving/Drainage</b>	<b>County</b>	<b>\$1,161,903</b>	<b>\$1,066,925</b>	<b>\$1,066,925</b>	<b>\$94,978</b>
	<b>Contract 49</b> Huspah Court S, Huspah Court N, Hobcaw Dr, Gator Ln, Turtle Ln, Major Rd	<b>Paving/Drainage</b>	<b>County</b>	<b>\$1,311,080</b>	<b>\$130,103</b>	<b>\$130,103</b>	<b>\$1,180,977</b>
	<b>Total Local Paving Projects</b>			<b>\$3,654,757</b>	<b>\$2,378,802</b>	<b>\$1,389,722</b>	<b>\$1,275,955</b>

EXPENDITURES FOR LOCAL PAVING PROJECTS AS PERCENT OF TOTAL INCOME= 51.6%

BEAUFORT COUNTY ANNUAL C FUND REPORT  
JULY 1, 2014 - JUNE 30, 2015

10/1/2015

STATE ROAD PROJECTS

ROAD-ROUTE	PROJECT DESCRIPTION	WORK TYPE	RESPONSIBLE		BUDGET	TOTAL EXPENDITURES	CURRENT FY EXPENDITURES	REMAINING BUDGET
			AGENCY					
BCTC 25% Allocation FY 2014-2015 Contribution for SCDOT Road Resurfacing PO28490								
S-7-287 & S-7-40	Broad River Drive & Joe Frazier Road	Resurfacing	SCDOT		\$1,375,720	\$1,375,720	\$1,375,720	\$0
TOTALS					\$1,375,720	\$1,375,720	\$1,375,720	\$0

EXPENDITURES FOR STATE ROAD PROJECTS AS PERCENT OF TOTAL INCOME = 51.1%

CTC Chairman Irvin Campbell  
Irvin Campbell  
Date: 9/30/15

BERKELEY COUNTY CTC ANNUAL C FUND REPORT  
JULY 1, 2014 - JUNE 30, 2015

INCOME AND EXPENSES

Balance of Funds as of July 1, 2014 ----- \$9,287,569.38

Income:

Funds Received for Period July 1, 2014 through June 30, 2015	\$ 2,581,534.46	
Interest Earned for Period July 1, 2014 through June 30, 2015	\$ 1,782.27	
Closed Local/State Projects	\$ 446,919.63	
SC Proviso	\$ 534,000.00	
Total Income		<u>\$3,564,236.36</u>

Expenses:

Administrative Expenses	\$ 1,357.84	
Local Paving Project Expenditures	\$ 784,569.23	
State Road Project Expenditures	\$ 2,441,675.00	
Total Expenditures		<u>\$3,227,602.07</u>

Balance of Funds as of June 30, 2015 ----- \$9,624,203.67

FUNDING COMMITMENTS

Local Paving Projects	\$ 2,848,635.31	
State Road Projects	\$ 650,500.00	
Total Committed Funds		<u>\$3,499,135.31</u>
Total Uncommitted Funds Available for New Projects		<u>\$6,125,068.36</u>

# **LOCAL PAVING PROJECTS**

LOCAL ROUTE	PROJECT DESCRIPTION	WORK TYPE	RESPONSIBLE AGENCY	BUDGET	TOTAL EXPENDITURES	FY14/15 EXPENDITURES	REMAINING BUDGET
04 B 005 Cyrus Lane		Right of Way Acq	Berkeley County	\$ 15,000.00	\$ -	\$ -	\$ 15,000.00
04 B 008 Irbey Drive		Right of Way Acq	Berkeley County	\$ 15,000.00	\$ -	\$ -	\$ 15,000.00
04 B 010 Joy Drive		Right of Way Acq	Berkeley County	\$ 15,000.00	\$ 2,252.67	\$ -	\$ 13,747.33
04 B 013 Holiday Drive		Repair & Resurfacing	Berkeley County	\$ 327,200.00	\$ -	\$ -	\$ 327,200.00
09 B 006 Sangaree Parkway Sidewalk		Sidewalks & Related Improvements	Berkeley County	\$ 9,675.00		\$ -	\$ 9,675.00
09 B 007 Tomaka Drive Sidewalk		Sidewalks & Related Improvements	Berkeley County	\$ 3,950.00	\$ 43,338.24	\$ 392.94	\$ (838.24)
09 B 008 Longstreet Street Sidewalk		Sidewalks & Related Improvements	Berkeley County	\$ 19,250.00	These projects were combined with 09 B 007 in a single design contract. Expenditures and balance are reported in combination with 09 B 007.		
09 B 009 Beaurgard Road Sidewalk		Sidewalks & Related Improvements	Berkeley County	\$ 19,300.00			
09 B 012 Gainesborough Drive		Road Widening & Related Improvements	Berkeley County	\$ 850,000.00	\$ 11,127.90	\$ 6,944.75	\$ 838,872.10
10 M 001 Moncks Corner Recreation Complex Road		Road Construction	Town of MC	\$ 325,000.00	\$ 162,500.00	\$ -	\$ 162,500.00
10 B 003 Trinity Church Road		Paving & related Improvements	Berkeley County	\$ 670,000.00	\$ 897,293.20	\$ 737,081.77	\$ (227,293.20)
10 H 004 Tanner Plantation Trail		Multipurpose Trail	City of Hanahan	\$ 66,400.00	\$ -	\$ -	\$ 66,400.00
10 G 008 Plantation North Trail - Phase 2		Multipurpose Trail	City of Goose Creek	\$ 17,897.99	\$ 17,897.99	\$ -	\$ -
11 B 004 Hamlet Circle		Repair & Resurfacing	Berkeley County	\$ 125,000.00	\$ 145,373.16	\$ 15,598.60	\$ (20,373.16)
11 B 006 County Road Resurfacing - 2011		Repair & Resurfacing	Berkeley County	\$ 534,600.00	\$ 43,535.39	\$ 444.13	\$ 491,064.61
12 B 001 Gainesborough Drive Design Revision		Engineering & bid documents for widening & related improvements	Berkeley County	\$ 50,000.00	\$ 42,319.13	\$ 4,107.04	\$ 7,680.87
14 B 001 2014 Local Street Resurfacing		Repair & Resurfacing	Berkeley County	\$ 1,150,000.00	\$ -	\$ -	\$ 1,150,000.00
14 G 004 Westview Blvd Trail		Multipurpose Trail		\$ 20,000.00	\$ 20,000.00	\$ 20,000.00	\$ -
TOTALS				\$ 4,233,272.99	\$ 1,384,637.68	\$ 784,569.23	\$ 2,848,635.31

EXPENDITURES FOR LOCAL PAVING PROJECTS AS PERCENT OF TOTAL INCOME = 22.0%

# **STATE ROAD PROJECTS**

ROAD ROUTE	PROJECT DESCRIPTION	WORK TYPE	RESPONSIBLE AGENCY	BUDGET	TOTAL EXPENDITURES	CURRENT FISCAL YEAR EXPENDITURES	REMAINING BUDGET
S-126	10 D 006 Mandel Rivers Rd	Repair & resurfacing	SCDOT	\$ 568,000.00	\$ -	\$ -	\$ 568,000.00
S-708	11 D 003 Viper Road	Repair & resurfacing	SCDOT	\$ 82,500.00	\$ -	\$ -	\$ 82,500.00
	14 D 002 2014 SCDOT Resurfacing	Repair & resurfacing	SCDOT	\$ 2,390,000.00	\$ 2,390,000.00	\$ 2,390,000.00	\$ -
US 17-A	14 D 003 US 17-A Traffic Signal Improvements	Traffic Signal	SCDOT	\$ 50,175.00	\$ 50,175.00	\$ 50,175.00	\$ -
	14 D 005 Moody/McGehee Veterans Dedication Signs	Signs	SCDOT	\$ 1,500.00	\$ 1,500.00	\$ 1,500.00	\$ -
TOTALS				\$ 3,092,175.00	\$ 2,441,675.00	\$ 2,441,675.00	\$ 650,500.00

EXPENDITURES FOR STATE ROAD PROJECTS AS PERCENT OF TOTAL INCOME = 68.50%

CTC Chairman:

(Signature)

Date:

PLEASE DISPLAY EACH PROJECT AS IT WAS AWARDED. (EXP. IF SMITH BROTHERS WAS AWARDED A CONTRACT FOR THE RESURFACING OF 15 DIFFERENT ROADS, THE PROJECT WOULD BE LISTED ONE TIME, NOT FOR EACH INDIVIDUAL ROAD)

**CHARLESTON COUNTY ANNUAL C FUND REPORT  
JULY 2014 - JUNE 2015**

**INCOME AND EXPENSES**

Balance of Funds as of July 1, 2014			\$	8,927,670
			\$	8,927,670
Income:				
Funds Received for Period July 1, 2014 through June 30, 2015	\$	5,093,768		
Interest Earned for Period July 1, 2014 through June 30, 2015	\$	17,789		
Total Income			\$	5,111,557
Expenses:				
Administrative Expenses	\$	420		
Local Road Project Expenditures	\$	2,529,206		
State Road Project Expenditures	\$	1,804,341		
Total Expenditures			\$	4,333,968
Balance of Funds as of June 30, 2015			\$	9,705,259

**FUNDING COMMITMENTS**

Local Road Projects		\$	4,644,750
State Road Projects		\$	4,332,027
Total Committed Funds		\$	8,976,776
Total Uncommitted Funds Available for New Projects		\$	728,483
Uncommitted Funds as Percent of Total Income =	14.3%		

CTC Chairman W. O'Neil

Date: Oct 7 2015

## LOCAL PAVING PROJECTS

LOCAL ROUTE	Org Key	PROJECT DESCRIPTION	WORK TYPE	RESPONSIBLE AGENCY	BUDGET	TOTAL EXPENDITURES	Current Fiscal Year Expenditures	REMAINING BUDGET	Current Fiscal Year Expenditures in excess
	W42006709	Alston Avenue	Paving	Charleston County	\$ 21,962	\$ 21,962	\$ -	\$ -	\$ -
	W42046403	Ashley Hall Plantation Rd Bridge		Charleston County	\$ 161,076	\$ 73,926	\$ 72,178	\$ 87,150	\$ -
	W42046204	Botany Bay Road Paving	Paving	Charleston County	\$ 170,000	\$ 146,974	\$ 1,486	\$ 23,026	\$ -
	W42046901	Bymes Down Sidewalk	Sidewalks	Charleston County	\$ 65,455	\$ 65,455	\$ -	\$ -	\$ -
	W42046102	Dunes West Blvd		Charleston County	\$ 100,000	\$ 100,000	\$ -	\$ -	\$ -
	W42046405	Jerdone Street Sidewalk Connection		Charleston County	\$ 35,000	\$ 31,154	\$ 4,913	\$ 3,846	\$ -
	W42046506	Jerdone Street Sidewalk Connection		Charleston County	\$ 100,000	\$ -	\$ -	\$ 100,000	\$ -
	W42046508	Jerdone Street Sidewalk Connection		Charleston County	\$ 50,000	\$ -	\$ -	\$ 50,000	\$ -
	W42046501	Klawah Parkway Sign		Charleston County	\$ 10,000	\$ -	\$ -	\$ 10,000	\$ -
	W42046502	Lemontree and Jeffrey Road		Charleston County	\$ 100,000	\$ 125	\$ 125	\$ 99,875	\$ -
	W42046507	Lemontree and Jeffrey Road		Charleston County	\$ 175,000	\$ 8,349	\$ 8,349	\$ 166,651	\$ -
	W42006510	Lincolville Misc	Road Materials	Charleston County	\$ 180,000	\$ 103,406	\$ 19,675	\$ 76,594	\$ -
	W42046302	Melrose Traffic Study 13		Charleston County	\$ 75,000	\$ 6,775	\$ -	\$ 68,225	\$ -
	W42046304	Maxville Rd Extension		Charleston County	\$ 50,000	\$ 33,745	\$ 4,704	\$ 16,255	\$ -
	W42046402	Maxville Rd Extension		Charleston County	\$ 86,400	\$ 96,400	\$ 84,000	\$ -	\$ -
	W42046503	New Road Rocking US 17		Charleston County	\$ 100,000	\$ -	\$ -	\$ 100,000	\$ -
	W42046504	Northwoods Blvd Sidewalk		Charleston County	\$ 200,000	\$ 35,925	\$ 35,925	\$ 164,075	\$ -
	W42046303	Northwoods Blvd Right Turn		Charleston County	\$ 100,000	\$ 58,962	\$ 20,304	\$ 41,038	\$ -
	W42046401	Northwoods Blvd Right Turn		Charleston County	\$ 200,000	\$ 199,841	\$ 199,841	\$ 159	\$ -
	W42046201	Palmetto Fort Subdivision		Charleston County	\$ 100,000	\$ 375	\$ -	\$ 99,625	\$ -
	W42006511	Pavement Management	Software	Charleston County	\$ 75,000	\$ 54,916	\$ -	\$ 20,084	\$ -
	W42046101	Peaceful Way		Charleston County	\$ 29,258	\$ 29,258	\$ -	\$ -	\$ -
	W42046001	Proj Req Evals		Charleston County	\$ 20,000	\$ 16,280	\$ 3,780	\$ 3,720	\$ -
(100% local, 0% St)	W42047907	Resurfacing FY09	Resurfacing	Charleston County	\$ 2,873,243	\$ 2,873,243	\$ -	\$ 0	\$ -
(100% local, 0% St)	W42047008	Resurfacing FY10	Resurfacing	Charleston County	\$ 1,515,079	\$ 1,515,079	\$ -	\$ 0	\$ -
(59% local, 41% St)	W42040001	Resurfacing	Resurfacing	Charleston County	\$ 8,601,453	\$ 5,552,618	\$ 2,085,353	\$ 3,048,835	\$ -
(100% local, 0% St)	W42047901	Road Rating Pavement		Charleston County	\$ 92,794	\$ 91,324	\$ -	\$ 1,470	\$ -
	W42047902	S Rhett Connection	Roadway Construction	Charleston County	\$ 460,206	\$ 407,015	\$ -	\$ 53,191	\$ -
	W42046904	Seawater Drive and Elias Lane	Paving	Charleston County	\$ 450,698	\$ 450,698	\$ -	\$ 0	\$ -
	W42046004	Specification Book	Spec book	Charleston County	\$ 35,000	\$ 2,189	\$ -	\$ 32,811	\$ -
	W42046301	Tort Liability Insurance		Charleston County	\$ 10,000	\$ 6,624	\$ 2,208	\$ 3,376	\$ -
	W42046202	Trexler Ave		Charleston County	\$ 175,000	\$ 106,164	\$ 6,355	\$ 68,836	\$ -
	W42046505	WA Greenway Extension Surfacing		Charleston County	\$ 140,000	\$ -	\$ -	\$ 140,000	\$ -
	W42006305	West Boundary	Paving	Charleston County	\$ 218,101	\$ 209,572	\$ -	\$ 8,529	\$ -
	W42006712	West Dolphin	Drainage	Charleston County	\$ 150,000	\$ -	\$ -	\$ 150,000	\$ -
	W42046404	West Mason Street Rock Broad		Charleston County	\$ 25,000	\$ 17,622	\$ -	\$ 7,378	\$ -
	TOTALS				\$ 16,960,725	\$ 12,315,976	\$ 2,529,206	\$ 4,644,750	\$ -

EXPENDITURES FOR LOCAL ROAD PROJECTS AS PERCENT OF TOTAL INCOME =

49.5%



## STATE ROAD PROJECTS

ROAD ROUTE	Org Key	PROJECT DESCRIPTION	WORK TYPE	RESPONSIBLE AGENCY	BUDGET	TOTAL EXPENDITURES	Current Fiscal Year Expenditures	REMAINING BUDGET	Current Fiscal Year Expenditures in excess
I-526 Ramp	W42047405	45th to 52nd Avenue Drainage	Intersection Improvement	Charleston County	\$ 100,000.00	\$ -	\$ -	\$ 100,000	\$ -
S-54	W42047906	526 EB Connector/International		Charleston County	\$ 83,854	\$ 83,854	\$ -	\$ -	\$ -
	W42047306	Angel Oak School Drain		Charleston County	\$ 120,000	\$ 120,000	\$ -	\$ -	\$ -
	W42047402	Angel Oak Elementary Drainage		Charleston County	\$ 35,000	\$ 24,785	\$ 694	\$ 10,235	\$ -
S-1656	W42047305	Arlington Dr Sidewalk		Charleston County	\$ 125,000	\$ 118,014	\$ 89,206	\$ 6,986	\$ -
	W42047501	Ashley Avenue Drainage 2nd St		Charleston County	\$ 50,000	\$ 32,262	\$ 32,262	\$ 17,738	\$ -
	W42047505	Ashley Avenue Drainage 2nd St		Charleston County	\$ 50,000	\$ -	\$ -	\$ 50,000	\$ -
S-1210	W42007808	Ashley Hall Road	Sidewalk	Charleston County	\$ 38,731	\$ 38,731	\$ -	\$ -	\$ -
S-659	W42047007	Cherry St Improvements	Roadway Construction	Charleston County	\$ 77,785	\$ 52,530	\$ -	\$ 25,235	\$ -
S-659	W42047103	Cherry St Improvements	Roadway Construction	Charleston County	\$ 70,000	\$ -	\$ -	\$ 70,000	\$ -
S-659	W42047202	Cherry St Improvements	Roadway Construction	Charleston County	\$ 100,000	\$ 152	\$ -	\$ 99,848	\$ -
S-2028	W42047004	Cross City at Dorchester	Intersection Improvement	Charleston County	\$ 239,168	\$ 239,168	\$ -	\$ -	\$ -
S-728	W42047005	Dogwood Rd Sidewalk	Sidewalks	Charleston County	\$ 185,000	\$ 185,000	\$ -	\$ -	\$ -
S-728	W42047101	Dogwood Rd Sidewalk	Sidewalks	Charleston County	\$ 225,000	\$ 175,561	\$ 24,000	\$ 49,439	\$ -
	W42047507	Dorchester Road Sidewalk		Charleston County	\$ 44,039	\$ -	\$ -	\$ 44,039	\$ -
Various	W42047904	FY09 Projects	Signs	Charleston County	\$ 4,500	\$ 4,500	\$ -	\$ -	\$ -
S-658	W42047006	Fishburne St	Sidewalks	Charleston County	\$ 52,150	\$ 52,150	\$ -	\$ -	\$ -
	W42047502	Folly Road Trans Study		Charleston County	\$ 100,000	\$ -	\$ -	\$ 100,000	\$ -
S-85	W42007009	Grimball Road Sidewalk II	Sidewalk	Charleston County	\$ 110,000	\$ 110,000	\$ -	\$ -	\$ -
S-84	W42007613	Grimball Road Sidewalk II 06	Sidewalk	Charleston County	\$ 413,958	\$ 413,958	\$ -	\$ 0	\$ -
S-84	W42047905	Grimball Road Sidewalk Phase II	Sidewalk	Charleston County	\$ 200,000	\$ 200,000	\$ -	\$ -	\$ -
SC 162	W42047308	Hwy 162 Hollywood Sidewalk		Charleston County	\$ 28,656	\$ 28,656	\$ -	\$ 0	\$ -
I-526 Ramp	W42047011	I-526/International turn	Intersection Improvement	Charleston County	\$ 164,982	\$ 164,982	\$ -	\$ -	\$ -
I-526 Ramp	W42047102	I-526 West Turn Lane	Intersection Improvement	Charleston County	\$ 280,000	\$ 257,135	\$ -	\$ 22,865	\$ -
	W42047407	Lauda Dr at Mathis Ferry Study		Charleston County	\$ 17,042	\$ 8,596	\$ 4,596	\$ 8,445	\$ -
S-881	W42047109	Lincoln Ave Sidewalk	Sidewalk	Charleston County	\$ 80,000	\$ 790	\$ -	\$ 79,210	\$ -
	W42047408	Long Pt Rd Wande Park Blvd		Charleston County	\$ 95,000	\$ 89,354	\$ 26,366	\$ 5,645	\$ -
S-56	W42047104	Mathis Ferry Bike Path	Bike Path	Charleston County	\$ 58,924	\$ 58,924	\$ -	\$ 0	\$ -
S-599	W42007808	Middle Street Drainage	Drainage	Charleston County	\$ 50,000	\$ 24,603	\$ -	\$ 25,397	\$ -
Various	W42047110	Museum Signs		Charleston County	\$ 7,000	\$ -	\$ -	\$ 7,000	\$ -
SC 7	W42047205	Northbridge Park Path		Charleston County	\$ 50,000	\$ -	\$ -	\$ 50,000	\$ -
S-542 and US 52	W42047304	Otranto Rivers Sidewalk		Charleston County	\$ 59,528	\$ 59,528	\$ -	\$ -	\$ -
	W42047503	Palzer Drive Sidewalk		Charleston County	\$ 200,000	\$ 24,811	\$ 24,811	\$ 175,189	\$ -
S-8	W42047302	Pinckney St Boardwalk		Charleston County	\$ 100,000	\$ 14,525	\$ 14,525	\$ 85,475	\$ -
S-963/1595	W42046903	Red Sunset	Intersection	Charleston County	\$ 150,000	\$ 109,043	\$ 14,479	\$ 40,957	\$ -
(100% local, 0% St)	W42047907	Resurfacing FY09	Resurfacing	Charleston County	\$ 1,481,417	\$ 1,481,417	\$ -	\$ (0)	\$ -
(100% local, 0% St)	W42047008	Resurfacing FY10	Resurfacing	Charleston County	\$ 2,773,923	\$ 2,773,923	\$ -	\$ -	\$ -
(59% local, 41% St)	W42040001	Resurfacing	Resurfacing	Charleston County	\$ 6,276,676	\$ 6,157,994	\$ 1,448,151	\$ 2,118,682	\$ -
S-542 and US 52	W42047105	Rivers/Otranto Road	Intersection Improvement	Charleston County	\$ 175,000	\$ 175,000	\$ -	\$ -	\$ -
SC 41	W42047303	Rivertown DW Rt Turn		Charleston County	\$ 285,000	\$ -	\$ -	\$ 285,000	\$ -
SC41	W42047204	Rivertown Parkway/Dunes W		Charleston County	\$ 100,000	\$ 60,512	\$ 3,636	\$ 39,488	\$ -
	W42047506	Rivertown Dunes West		Charleston County	\$ 225,000	\$ -	\$ -	\$ 225,000	\$ -
(100% local, 0% St)	W42047901	Road Rating Pavement	Engineering Analysis	Charleston County	\$ 107,206	\$ 107,206	\$ -	\$ -	\$ -
Various	W42047201	SCDOT Dedication Signs FY12		Charleston County	\$ 5,000	\$ 1,750	\$ -	\$ 3,250	\$ -
Various	W42047301	SCDOT Dedication Signs FY13		Charleston County	\$ 5,000	\$ -	\$ -	\$ 5,000	\$ -
	W42047401	SCDOT Dedication Signs FY14		Charleston County	\$ 5,000	\$ -	\$ -	\$ 5,000	\$ -
S-599	W42047307	Sta 22.5 to Sta 23 Sidewalk		Charleston County	\$ 50,000	\$ 30,060	\$ 16,217	\$ 19,940	\$ -
	W42047403	Sta 22.5 to Sta 23 Sidewalk		Charleston County	\$ 50,000	\$ 50,000	\$ 50,000	\$ -	\$ -
S-1158	W42047107	Savage Road Sidewalk	Sidewalk	Charleston County	\$ 80,000	\$ 80,000	\$ -	\$ -	\$ -
	W42047404	Savage Road Sidewalk		Charleston County	\$ 250,000	\$ 61,133	\$ 54,398	\$ 188,867	\$ -
US17	W42047003	US17 at Buckhorn	Intersection Improvement	Charleston County	\$ 141,927	\$ 141,927	\$ -	\$ 0	\$ -
US17/SC175	W42047010	US17N at SC174 Turn Lane	Turn lane	Charleston County	\$ 29,795	\$ 29,795	\$ -	\$ -	\$ -
US17/SC174	W42047903	US17N at SC174 Turn Lane	Turn lane	Charleston County	\$ 154,350	\$ 111,256	\$ -	\$ 43,094	\$ -
S-26	W42047012	Wappoo Road Sidewalk	Sidewalk	Charleston County	\$ 33,867	\$ 33,867	\$ -	\$ -	\$ -
S-26	W42047203	Wappoo Road Sidewalk - Drainage	Sidewalk	Charleston County	\$ 3,711	\$ 3,711	\$ -	\$ -	\$ -
	W42047504	West 9th Street Extend		Charleston County	\$ 325,000	\$ -	\$ -	\$ 325,000	\$ -
TOTALS					\$ 18,322,970	\$ 13,990,943	\$ 1,804,341	\$ 4,332,027	\$ -

EXPENDITURES FOR STATE ROAD PROJECTS AS PERCENT OF TOTAL INCOME =

35.3%

CHEROKEE COUNTY CTC ANNUAL C FUND REPORT  
JULY 1, 2014 - JUNE 30, 2015

**INCOME AND EXPENSES**

Balance of Funds as of July 1, 2014		\$ 1,628,743
Income:		
Funds Received for Period July 1, 2014 through June 30, 2015	\$ 1,510,494	
Interest Earned for Period July 1, 2014 through June 30, 2015	\$ -	
Total Income		<u>\$ 1,510,494</u>
Expenses:		
Administrative Expenses	\$ -	
Local Paving Project Expenditures	\$ 1,759,522	
State Road Project Expenditures	\$ 372,229	
State Road Match Expenditures	\$ -	
Total Expenditures		<u>\$ 2,131,751</u>
Balance of Funds as of June 30, 2015		<u><u>\$ 1,007,486</u></u>

**FUNDING COMMITMENTS**

Local Paving Projects	\$ 118,541	
State Road Projects	\$ 2,473	
State Road Match Projects	\$ -	
Total Committed Funds		<u>\$ 121,014</u>
Total Uncommitted Funds Available for New Projects		<u><u>\$ 886,473</u></u>

## LOCAL PAVING PROJECTS

LOCAL ROUTE	PROJECT DESCRIPTION	WORK TYPE	RESPONSIBLE AGENCY		BID #	BUDGET	TOTAL EXPENDITURES	CURRENT FISCAL YEAR EXPENDITURES	REMAINING BUDGET
	2014-2015	RESURFACE	COUNTY		2014-32	871,538	795,728	795,728	75,811
	2014-2015 COMMENTED AT 6/30/14	RESURFACE	COUNTY		2014-32	969,334	947,159	947,159	22,174
	GRAVEL	GRAVEL	COUNTY			15,488	15,488	15,488	-
	GRAVEL	GRAVEL	COUNTY		2015-04	-	-	-	-
	CLEAN UP	SIGNAGE	COUNTY			134	134	134	(0)
	SPEED BUMPS	SPEED BUMPS	COUNTY			\$ 1,020	\$ 1,013	\$ 1,013	6
	TOTALS					\$ 1,857,513	\$ 1,759,522	\$ 1,759,522	\$ 97,991

EXPENDITURES FOR LOCAL PAVING PROJECTS AS PERCENT OF TOTAL INCOME = 116.5%

## STATE ROAD PROJECTS

ROAD - ROUTE	PROJECT DESCRIPTION	WORK TYPE	RESPONSIBLE AGENCY			BUDGET	EXPENDITURES	CURRENT FISCAL YEAR EXPENDITURES	REMAINING BUDGET
	2014-2015	RESURFACE	COUNTY		2014-32	370,645	362,822	362,822	7,823
	2014-2015 COMMITTED AT 6/30/14	RESURFACE			2014-32	-	-	-	-
	MARKINGS AND PAINTING	MARKINGS	COUNTY			7,160	6,907	6,907	253
	TESTING	TESTING	COUNTY			2,500	2,500	2,500	-
	TOTALS					\$ 380,305	\$ 372,229	\$ 372,229	\$ 8,076

## STATE ROAD MATCH PROJECTS

ROAD - ROUTE	PROJECT DESCRIPTION	WORK TYPE	RESPONSIBLE AGENCY			CTC PROGRAM MATCH FUNDS COMMITTED	EXPENDITURES**	CURRENT FISCAL YEAR EXPENDITURES	REMAINING BUDGET
		RESURFACE	SCDOT						
	TOTALS					\$ -	\$ -	\$ -	\$ -

EXPENDITURES FOR STATE ROAD PROJECTS AND MATCH PROJECTS IN EXCESS OF MATCH AMOUNT AS PERCENT OF TOTAL INCOME = 25%

\* Note: For match programs only CTC expenditures in excess of match amounts may be applied towards meeting the 25% requirement for expenditure on the state highway system

\*\* Funds sent to SCDOT for up-front of 25% of estimated cost.

## FUNDING COMMITMENTS

### LOCAL PAVING PROJECTS

LOCAL ROUTE	PROJECT DESCRIPTION	WORK TYPE	RESPONSIBLE AGENCY			BUDGET	TOTAL EXPENDITURES	CURRENT FISCAL YEAR EXPENDITURES	REMAINING BUDGET
2015		RESURFACE	COUNTY		2014-32	118,541			118,541
GRAVEL		GRAVEL	COUNTY						-
									-
									-
									-
						\$ 118,541	\$ -	\$ -	\$ 118,541

### STATE ROAD PROJECTS

ROAD - ROUTE	PROJECT DESCRIPTION	WORK TYPE	RESPONSIBLE AGENCY			BUDGET	EXPENDITURES	CURRENT FISCAL YEAR EXPENDITURES	REMAINING BUDGET
2014/2015		RESURFACE	COUNTY		2014-32				0
		MRKG/PAINTING	COUNTY			473			473
		TESTING	COUNTY			2,000			2,000
TOTALS						\$ 2,473	\$ -	\$ -	\$ 2,473

CTC Chairman:

  
TIM SPENCER

Date:

9-30-15

**CHESTER COUNTY CTC ANNUAL C FUND REPORT**  
**JULY 1, 2014 - JUNE 30, 2015**

**INCOME AND EXPENSES**

Balance of Funds as of July 1, 2014 .....		\$	822,937
Income:			
Funds Received for Period July 1, 2014 through June 30, 2015	\$	1,293,045	
Interest Earned for Period July 1, 2014 through June 30, 2015	\$	1,069	
Total Income .....		\$	1,294,114
Expenses:			
Administrative Expenses	\$	149	
Local Paving Project Expenditures	\$	1,001,064	
State Road Project Expenditures	\$	245,250	
Total Expenditures		\$	1,246,463
Balance of Funds as of June 30, 2015 .....		\$	870,588

**FUNDING COMMITMENTS**

Local Paving Projects	\$	9,584	
State Road Projects	\$	-	
Total Committed Funds		\$	9,584
Total Uncommitted Funds Available for New Projects .....		\$	861,004

## LOCAL PAVING PROJECTS

LOCAL ROUTE	PROJECT DESCRIPTION	WORK TYPE	RESPONSIBLE AGENCY	BUDGET	TOTAL EXPENDITURES	CURRENT FISCAL YEAR EXPENDITURES	REMAINING BUDGET
Various	Miscellaneous - Sign Material/Striping/Asphalt Patching/Rock	Misc.	County	\$ 81,946	\$ 81,946	\$ 81,946	\$ -
Various	County Administration Building - Parking Lot - Boggs Paving	Resurfacing	County	\$ 379,729	\$ 379,729	\$ 379,729	\$ -
Various	Project Bread Road - Granite Contracting	Road Construction	County	\$ 251,196	\$ 251,196	\$ 251,196	\$ -
Various	<b>Chester Engineering IDC - Dennis Corp.</b>						
	2015 CTC Consulting	Inventory/Evaluation	County	\$ 100,000	\$ 15,015	\$ 15,015	\$ 84,985
	2014 CTC Consulting	Inventory/Evaluation	County	\$ 100,000	\$ 87,272	\$ 87,272	\$ 12,728
	County Admin Parking	Inspection/Mat. Testing	County	\$ 100,000	\$ 52,010	\$ 52,010	\$ 47,990
	Menel Road	Road Design	County	\$ 100,000	\$ 15,205	\$ 15,205	\$ 84,795
Various	<b>Chester Construction IDC - Dennis Corp.</b>						
	Project Bread / County Admin. Parking Lot	Inspection/Mat. Testing	County	\$ 750,000	\$ 104,414	\$ 104,414	\$ 645,586
Various	Chester EMS Station - Dennis Corp.	Design/ 9in. Concrete	County	\$ 100,000	\$ 5,389	\$ 5,389	\$ 94,611
Various	2013 Chester Reclamation Project A - Martin Graves, Applossa Ridge, Crystal Creek, Doe Court, Buckhorn Court	Resurfacing	County	\$ 215,839	\$ 177,746	\$ 8,888	\$ 38,093
TOTALS				\$ 2,178,710	\$ 1,169,922	\$ 1,001,064	\$ 1,008,788
EXPENDITURES FOR LOCAL PAVING PROJECTS AS PERCENT OF TOTAL INCOME =				77.4%			



# STATE ROAD PROJECTS

ROAD - ROUTE	PROJECT DESCRIPTION	WORK TYPE	RESPONSIBLE AGENCY	BUDGET	EXPENDITURES	CURRENT FISCAL YEAR EXPENDITURES	REMAINING BUDGET
S-12-103	Wilson Street / Bypass - install sidewalk along Bypass	Sidewalk Constr.	SCDOT	\$ 170,000	\$ 170,000	\$ 170,000	\$ -
S-12-20	Dearborn	Resurfacing	SCDOT	\$ 555,250	\$ 555,250	75,250	\$ -
TOTALS				\$ 725,250	\$ 725,250	\$ 245,250	\$ -

EXPENDITURES FOR STATE ROAD PROJECTS AS PERCENT OF TOTAL INCOME =

18.95%

CTC Chairman: EK / Ka +  
(Signature)

Date: 3 NOVEMBER 2015

**CLARENDON COUNTY ANNUAL C PROGRAM REPORT  
JULY 2014 - JUNE 2015**

**INCOME AND EXPENSES:**

Balance of Funds as of July 1, 2014		\$658,830
Income:		
Funds Received for Period July 1, 2014 through June 30, 2015	1,391,261	
Interest Earned for Period July 1, 2014 through June 30, 2015	1,451	
Total Income:		<u>1,392,712</u>
Expenses:		
Administrative Expenses	(\$0)	
Local Paving Projects	1,352,031	
State Road Projects	385,613	
State Road Match	0	
Total Expenses:		<u>1,737,644</u>
Balance of Funds as of June 30, 2015		<u><u>\$313,897</u></u>

**FUNDING COMMITMENTS:**

Local Paving Projects	300,106	
State Road Projects	18,494	
State Road Match	0	
Total Committed Funds		<u>\$318,600</u>
Total Uncommitted Funds Available for New Projects		<u>(\$4,703)</u>
Uncommitted Funds as a Percentage of Total Income		-0.3%
Local Expenditures as a Percentage of Total Income		97.1%
State Road Project Expenditures as a Percentage of Total Income		27.7%

## Clarendon County C-Program Statement

Project Description	Local Route	Work type	Responsible Agency
<b>Local Paving Projects</b>			
Materials for road maintenance (reconstituted asphalt)	N/A	Materials	County
Road Signage Reimbursement	N/A	Materials	County
Culverts	N/A	Materials	County
Brogdon Rd	N/A	Improvement	County
Clubhouse Group	N/A	Improvement	County
Farmstead Group	N/A	Improvement	County
Wallace Rd	N/A	Improvement	County
Joyce Rd	N/A	Improvement	County
Mill Creek Dr	N/A	Repairs	County
JC Britton Park - Access Rd	N/A	Improvement	County
Resurface portion Joe Rogers Blvd (70% County)	N/A	Improvement	County
Totals			
<b>State Road Projects</b>			
Replace Crossline Pipe Under US-301	US 301	Improvement	SCDOT
Resurface Jonny Scott Dr & Parking Area	S-686	Resf & patch	SCDOT
Resurface N. Canty St	S-29	Resf & patch	SCDOT
Richburg St	S-684	Resf & patch	County
Resurface portion Joe Rogers Blvd (30% State)	S-677	Resf & patch	County
Commerce Dr	S-769	Resf & patch	County
Ram Bay Rd	S-546	Resf & patch	County
Drainage Study - Church St	US 521	Study	County
Dedication signage	N/A	Materials	SCDOT
Totals			

### State Road Match Projects


None

### TOTAL COMMITTED FUNDS

\* C - Project completed

\* O - Open

<sup>1</sup> Represents funds sent to SC DOT for project administration

By:    
Dwight L. Stewart, Jr., Chairman  
Clarendon County Transportation Committee

9-15-15  
(Date)

Total Budget	Total Expenditures	Current Yr Expenditures	Remaining Budget	Completed Variance	Status*
75,000	18,988	18,988	56,012	n/a	O
25,000	22,095	1,125	2,906	n/a	O
30,000	26,509	26,509	3,491	n/a	O
202,000	6,741	0	195,259	n/a	O
498,968	481,147	464,104	17,820	n/a	O
321,401	308,939	308,939	12,461	n/a	O
178,062	171,868	166,890	6,194	n/a	O
146,922	146,256	146,256	667	n/a	O
12,700	10,200	10,200	2,500	n/a	O
41,645	41,330	41,330	315	n/a	O
170,172	167,690	167,690	2,482	n/a	O

<b>1,701,870</b>	<b>1,401,764</b>	<b>1,352,031</b>	<b>300,106</b>	<b>0</b>	
------------------	------------------	------------------	----------------	----------	--

310,069	259,653	0		n/a	O
85,852	0	29,692 <sup>1</sup>		n/a	O
67,786	0	0		n/a	O
52,967	52,238	52,238	729	n/a	O
72,931	71,867	71,867	1,064	n/a	O
117,010	115,372	115,372	1,638	n/a	O
119,215	116,443	116,443	2,772	n/a	O
12,290	0	0	12,290	n/a	O
500	0	0		n/a	O
<b>838,622</b>	<b>615,573</b>	<b>385,613</b>	<b>18,494</b>	<b>0</b>	

318,600
---------

**COLLETON COUNTY CTC ANNUAL C FUND REPORT**  
**JULY 1, 2014 - JUNE 30, 2015**

**INCOME AND EXPENSES**

Balance of Funds as of July 1, 2014 ..... \$ 5,148,707

Income:

Funds Received for Period July 1, 2014 through June 30, 2015	\$ 2,162,585	
Interest Earned for Period July 1, 2014 through June 30, 2015	\$ 25,407	
Total Income .....		\$ 2,187,992

Expenses:

Administrative Expenses	\$ 2,000	
Local Paving Project Expenditures	\$ 921,176	
State Road Project Expenditures	\$ 1,473,606	
Total Expenditures		<u>\$ 2,396,782</u>

Balance of Funds as of June 30, 2015 ..... \$ 4,939,917

**FUNDING COMMITMENTS**

Local Paving Projects	\$ 3,941,443	
State Road Projects	\$ 119,762	
Total Committed Funds		<u>\$ 4,061,205</u>
Total Uncommitted Funds Available for New Projects .....		\$ 878,712

## LOCAL PAVING PROJECTS

LOCAL ROUTE	PROJECT DESCRIPTION	WORK TYPE	RESPONSIBLE AGENCY	BUDGET	TOTAL EXPENDITURES	CURRENT FISCAL YEAR EXPENDITURES	REMAINING BUDGET
15.008 -	Dirt Road Paving	Dirt Road Paving	County	\$ 3,725,125	\$ 462,197	\$ 225,034	\$ 3,262,928
15.009 -	Transportation Plan (Closed 8/11/14)	Planning	County	\$ 50,000	\$ 51,529	\$ 20,744	\$ (1,529)
15.010 -	Public Works Materials (Closed 1/22/15)	Materials	County	\$ 140,000	\$ 141,814	\$ 98,124	\$ (1,814)
15.011 -	Bama Road Drainage Project	Drainage	County	\$ 60,000	\$ 19,351	\$ 19,351	\$ 40,649
15.012 -	Lucas Street Storm Drain Rehab. (Closed 6/12/15)	Drainage	City of Walterboro	\$ 52,000	\$ 38,921	\$ 38,921	\$ 13,079
15.013 -	Dirt Road Rocking	Dirt Road Rocking	County	\$ 1,132,132	\$ 504,003	\$ 504,003	\$ 628,129
15.014 -	Bikeway & Pedestrian Plan (Closed 7/29/14)	Planning	Colleton Econ. All.	\$ 15,000	\$ 15,000	\$ 15,000	\$ -
TOTALS				\$ 5,174,257	\$ 1,232,814	\$ 921,176	\$ 3,941,443

EXPENDITURES FOR LOCAL PAVING PROJECTS AS PERCENT OF TOTAL INCOME =

50%

## STATE ROAD PROJECTS

ROAD - ROUTE	PROJECT DESCRIPTION	WORK TYPE	RESPONSIBLE AGENCY	BUDGET	TOTAL EXPENDITURES	CURRENT FISCAL YEAR EXPENDITURES	REMAINING BUDGET
15 C 0041576 -	Enhancement - Sidewalk Phase V - Palmetto Blvd	Sidewalk	SCDOT	\$ 322,360	\$ 322,360	\$ -	\$ -
15 C P027541 -	Edisto Beach Drainage & Road Improvements	Drainage	SCDOT	\$ 217,500	\$ 217,500.00	\$ -	\$ -
15 PEC P027541 -	Edisto Beach Drainage & Road Improvements	Drainage	SCDOT	\$ 32,500	\$ 32,500.00	\$ -	\$ -
15 C P027542 -	Jacksonboro Road Resurfacing	Resurfacing	SCDOT	\$ 340,000	\$ 340,000	\$ -	\$ -
15 C P028818 -	Federal Aid Resurfacing Project # 15.028779	Resurfacing	SCDOT	\$ 1,227,368	\$ 1,227,368	\$ 1,227,368	\$ -
15 C P028128 -	US 15/Tuskegee Rd Intersection Improvement	Intersect. Impr.	SCDOT	\$ 540,000	\$ 540,000	\$ 190,500	\$ -
15 PEC P028128 -	US 15/Tuskegee Rd Intersection Improvement	Intersect. Impr.	SCDOT	\$ 60,000	\$ 60,000	\$ -	\$ -
15 C P027303 -	"Grubers Crossroad" Sign Dedication	Sign Dedication	SCDOT	\$ 500	\$ 500	\$ -	\$ -
15 C P027800 -	I-95/SC 61 Interchange Sign Dedication	Sign Dedication	SCDOT	\$ 500	\$ 500	\$ 500	\$ -
I-95 Loop -	Jefferies Hwy. Resurfacing	Resurfacing	City of Walterboro	\$ 100,000	\$ -	\$ -	\$ 100,000
15.018 -	Rivers Street Drainage	Drainage	County	\$ 75,000	\$ 55,238	\$ 55,238	\$ 19,762
TOTALS				\$ 2,593,368	\$ 2,473,606	\$ 1,473,606	\$ 119,762

EXPENDITURES FOR STATE ROAD PROJECTS AS PERCENT OF TOTAL INCOME =

140%

CTC Chairman:

(Signature)

Date:

10/8/15



EDGEFIELD CTC ANNUAL C FUND REPORT  
JULY 1, 2014 - JUNE 30, 2015

**INCOME AND EXPENSES**

Balance of Funds as of July 1, 2014 ..... \$ 1,717,107

Income:

Funds Received for Period July 1, 2014 through June 30, 2015	\$ 1,085,113	
Interest Earned for Period July 1, 2014 through June 30, 2015	\$ 4,816	
Other Income - Bid Packets for paving project		
Total Income .....		\$ 2,807,035

Expenses:

Administrative Expenses	\$ 814	
Local Paving Project Expenditures	\$ 519,992	
State Road Project Expenditures	\$ 500,000	
Total Expenditures		\$ 1,020,807

Balance of Funds as of June 30, 2015 ..... \$ 1,786,228

**FUNDING COMMITMENTS**

Local Paving Projects	\$ 739,610	
State Road Projects	\$ 570,000	
Total Committed Funds		\$ 1,309,610
Total Uncommitted Funds Available for New Projects .....		\$ 476,619

## LOCAL PAVING PROJECTS


LOCAL ROUTE	PROJECT DESCRIPTION	WORK TYPE	RESPONSIBLE AGENCY	BUDGET	TOTAL EXPENDITURES	CURRENT FISCAL YEAR EXPENDITURES	REMAINING BUDGET
	13-14-174 Country Way & Windy Ridge	Paving	County	\$ 550,000	408,585	\$ 358,775	\$ 49,810
	13-14-174-CO-2 Sweetwater Community Center	Paving	County	\$ 78,250	75,524.54	\$ 75,525	\$ 2,707
	14-15-175 Mt. Zion	Paving	County	\$ 580,000	50,439.15	\$ 7,724	\$ 529,561
	Gravel	Maintenance	County	\$ 100,000	\$ 68,091	\$ 68,091	\$ 31,909
	Asphalt-Patch	Maintenance	County	\$ 30,000	\$ 3,079	\$ 3,079	\$ 26,921
	Bridge Escow	Maintenance	County	\$ 50,000	\$ 107	\$ 107	\$ 49,893
	Ditch Stabilization	Maintenance	County	\$ 20,000	\$ 432	\$ 432	\$ 19,568
	Pipe & Bridge	Maintenance	County	\$ 20,000			\$ 20,000
	Sandclay	Maintenance	County	\$ 8,000	\$ 2,248	\$ 2,248	\$ 5,752
	Signs	Maintenance	County	\$ 5,000	\$ 1,942	\$ 1,942	\$ 3,058
	Mark It Pavement Markers for Murrah and Shortcut Rd	Maintenance	County	\$ 2,500	\$ 2,070	\$ 2,070	\$ 430
TOTALS				\$ 1,443,750	\$ 612,517	\$ 519,993	\$ 739,610

EXPENDITURES FOR LOCAL PAVING PROJECTS AS PERCENT OF TOTAL INCOME = 18.5%

## STATE ROAD PROJECTS

ROAD - ROUTE	PROJECT DESCRIPTION	WORK TYPE	RESPONSIBLE AGENCY	BUDGET	EXPENDITURES	CURRENT FISCAL YEAR EXPENDITURES	REMAINING BUDGET
	N. Martintown Rd, Georgia Rd, Two Mile Drive Rd	Resurfacing	SCDOT	\$ 750,000	\$ 500,000	500,000	\$ 250,000
	Lloyd Rd	Resurfacing	SCDOT	\$ 320,000			\$ 320,000
S-40	Bland Baptist Rd	Resurfacing	SCDOT	\$ 132,088	\$ 132,088		
S-426	Macedonia Rd	Full Depth Reclama	SCDOT	\$ 231,323	\$ 231,323		
TOTALS				\$ 1,433,411	\$ 863,411	500,000	\$ 570,000

EXPENDITURES FOR STATE ROAD PROJECTS AS PERCENT OF TOTAL INCOME = 17.81%

CTC Chairman:   
(Signature)

Date: 8/26/15

PLEASE DISPLAY EACH PROJECT AS IT WAS AWARDED. (EXP. IF SMITH BROTHERS WAS AWARDED A CONTRACT FOR THE RESURFACING OF 15 DIFFERENT ROADS, THE PROJECT WOULD BE LISTED ONE TIME, NOT FOR EACH INDIVIDUAL ROAD)

GREENVILLE COUNTY LEGISLATIVE DELEGATION TRANSPORTATION COMMITTEE

ANNUAL "C" FUND REPORT  
JULY 1, 2014 – JUNE 30, 2015

---

INCOME AND EXPENSES:

Balance of Funds as of July 1, 2014 \$ 2,663,413

Income for Period July 1, 2014 – June 30, 2015:

C Funds received	6,356,868
Interest income from SCDOT	19
Interest income from County	16,361
SCDOT grants	-
Third-Party Matching Funds	<u>5,477,945</u>

Total Income 11,851,193

Expenses for Period July 1, 2014 – June 30, 2015:

Administrative expenses	1,000
Local road projects expenditures	11,103,521
State road projects expenditures	1,002,456
State road match expenditures	<u>-</u>

Total Expenditures 12,106,977

Balance of Funds as of June 30, 2015 2,407,629

FUNDING COMMITMENTS:

Local paving projects	2,628,963
State road projects	1,846,096
State road match projects	<u>-</u>

Total Committed Funds 4,475,059

TOTAL UNCOMMITTED FUNDS AVAILABLE FOR  
NEW PROJECTS AT JUNE 30, 2015

\$ (2,067,430)



Paul F. Hughes, Chairman  
Greenville Legislative Delegation Transportation Committee

SUPPLEMENTARY INFORMATION  
SCHEDULE 1

GREENVILLE LEGISLATIVE DELEGATION TRANSPORTATION COMMITTEE

FISCAL YEAR ENDED JUNE 30, 2015

LOCAL ROAD PROJECTS

Project #	Project Description	Work Type	Responsible Party	Budget	Total Expenditures	Current Year Expenditures	Remaining Budget	Add'l CTC or Outside Funds
460	FY '12/'13 Municipal Match	Resurface	CTC	\$ 4,484,000	\$ 10,574,428	\$ 5,200	\$ -	\$ (6,090,428)
464	GCRA Minus St. Reconst; T'd Cost \$807,110; GCRA Pays Overrun	Reconstruct	CTC	607,110	889,732	571,045	-	(282,622)
474	Perimeter Road @ SCTAC	Reconstruct	CTC	1,031,168	1,744,010	1,336,105	-	(712,842)
475	FY '13/'14 Municipal Match	Resurface	CTC	3,615,915	8,428,101	7,425,130	-	(4,812,186)
478	Close Access to Montis Dr	Reconstruct	CTC	88,180	-	-	88,180	-
479	GCRA Sterling Community Retention Pond	Drainage	CTC	240,000	160,000	40,000	80,000	-
480	Left Turn Lane @ Green Charter School	Safety	CTC	223,123	191,633	182,253	31,490	-
483	Greenville City Main & W. Washington Resurface (\$325,600 for FY 14/15)	Resurface	City	325,000	-	-	325,000	-
487	FY '14/'15 Municipal Match	Resurface	CTC	3,470,000	1,365,707	1,365,707	2,104,293	-
490	Hillpme Bridge Repair PE & CEI (City of Simp. To Provide \$180,000)	Reconstruct	CTC	30,000	30,448	30,448	-	(448)
Construction Costs				14,114,496	23,384,059	10,955,888	2,628,963	(11,898,526)
Engineer Retainer Fee				-	-	137,581	-	-
Legal and Accounting				-	-	10,052	-	-
				<u>\$ 14,114,496</u>	<u>\$ 23,384,059</u>	<u>\$ 11,103,521</u>	<u>\$ 2,628,963</u>	<u>\$ (11,898,526)</u>

SUPPLEMENTARY INFORMATION  
SCHEDULE 2

GREENVILLE LEGISLATIVE DELEGATION TRANSPORTATION COMMITTEE

FISCAL YEAR ENDED JUNE 30, 2015

STATE ROAD PROJECTS

Road/Route	Project #	Project Description	Work Type	Responsible Party	Budget	Total Expenditures	Current Year Expenditures	Remaining Budget	Add'l CTC or Outside Funds
SC 14	393	City of Fountain Inn Main St.(SC Rt.14) Improvements P.E.	Reconstruct	City	\$ 240,340	\$ 198,470	\$ -	\$ 41,870	\$ -
S23-284	445	Woodside Connector in Ft. Inn (Total Cost \$979,160)	New Road	CTC	930,680	1,194,059	24,713	-	(263,379)
S23-154	448	Turn Lanes on McKelvey Rd. at Fork Shoals Elem.	Safety	CTC	759,358	740,059	-	19,299	-
S23-299	449	Old Stage Rd. Resurface/Shoulder Widening	Resurface	CTC	919,171	834,393	-	84,778	-
S23-263	468	Sidewalks at Staunton Bridge Rd Community Center/GCRD	Sidewalks	GCRD	4,000	-	-	4,000	-
S23-1136	474	Perimeter Rd. Reconst.@ SCTAC	Reconstruct	CTC	768,832	768,832	768,832	-	-
S23-211/231/283/284	475	2nd, 3rd, 4th, Shaw St. in Ft. Inn	Resurface	CTC	81,585	81,585	81,585	-	-
S23-153/956/530/etc.	476	Resurfacing of State Roads in City of Simpsonville	Resurface	CTC	485,000	434,355	5,264	50,645	-
US 25 and US 276	484	Poinsett Corridor Phase I	Reconstruct	County	250,000	-	-	250,000	-
SC 183	486	Monroe St./SC Rt. 183 Connection	Safety	CTC	475,000	34,328	34,328	440,672	-
SC23-554	488	Wilhelm St. Improve in TR (TR Contributes \$75000)	Reconstruct	CTC	451,273	38,143	38,143	413,130	-
US 25	489	Right Turn Lane @ US Rt 25 @ Gap Creek Rd	Safety	CTC	175,000	15,821	15,821	159,179	-
SC 418	491	Turn Lanes on Hwy.418 at Nash Mill and Woodside in Ft. Inn	Safety	CTC	378,000	20,477	20,477	357,523	-
US 25 and US 276	493	On-Call Signal @ Trav.Rest Fire Dept.on US25 @ US276	Safety	CTC	25,000	-	-	25,000	-
Construction Costs					5,943,239	4,360,522	989,163	1,846,096	(263,379)
Engineer Retainer Fee					-	-	12,419	-	-
Legal and Accounting					-	-	874	-	-
					<u>\$ 5,943,239</u>	<u>\$ 4,360,522</u>	<u>\$ 1,002,456</u>	<u>\$ 1,846,096</u>	<u>\$ (263,379)</u>

**GREENWOOD COUNTY - ANNUAL C FUND REPORT  
JULY 1, 2014 - JUNE 30, 2015**

**INCOME AND EXPENSES**

Balance of Funds as of June 30, 2014

Funds Received for Period: July 1, 2014 through June 30, 2015	(Gasoline Tax)
Funds Received for Period: July 1, 2014 through June 30, 2015	(SCDOT Refund or Other)
Interest Earned for Period: July 1, 2014 through June 30, 2015	(SCDOT)
Interest Earned for Period: July 1, 2014 through June 30, 2015	(Investment Earnings)
Total Income.....	

Administrative Expenses (Advertise meetings)
Per Diem Expenses (Payments for meetings attended)
Local Paving Project Expenditures
State Road Project Expenditures
Total Expenditures.....

Balance of Funds as of June 30, 2015.....

**FUNDING COMMITMENTS**

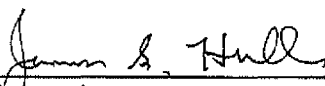
Advertising Account (to publish meeting notices)
Local Paving Projects
State Road Projects
Total Committed Funds.....

Total Uncommitted Funds Available for New Projects

CTC Chairman: \_\_\_\_\_

(Signature)

Date: \_\_\_\_\_

  
9-29-2015



\$ 2,041,864.90

\$ 1,093,755.34  
\$ 226,500.00  
\$ 6,044.74  
\$ 2,859.83

Plus

Plus \$ 1,329,159.91

\$ 302.08  
\$ 2,475.00  
\$ 681,498.26  
\$ 469,357.18

Less

Less \$ 1,153,632.52

\$ 2,217,392.29

\$ 196.88  
\$ 156,546.70  
\$ 239,650.00

Less

Less \$ 396,393.58

\$ 1,820,998.71

**ADMIN**

PROJECT #	LOCAL ROUTE	PROJECT DESCRIPTION	WORK TYPE	RESPONSIBLE AGENCY	BUDGET	TOTAL EXPENDITURES	CURRENT FISCAL YEAR EXPENDITURES	REMAINING BUDGET
2015002		CTC 2014 Per Diems			\$ 2,475.00	\$ 2,475.00	\$ 2,475.00	\$ -
2015001		CTC Advertising 2015			\$ 400.00	\$ 203.12	\$ 203.12	\$ 196.88
2014001		CTC Advertising 2014			\$ 250.00	\$ 250.00	\$ 98.96	\$ -
TOTALS:					\$ 3,125.00	\$ 2,928.12	\$ 2,777.08	\$ 196.88

**LOCAL PAVING PROJECTS**

PROJECT #	LOCAL ROUTE	PROJECT DESCRIPTION	WORK TYPE	RESPONSIBLE AGENCY	BUDGET	TOTAL EXPENDITURES	CURRENT FISCAL YEAR EXPENDITURES	REMAINING BUDGET
2014007		County of Greenwood	Resurfacing	County of Gwd	\$ 559,077.24	\$ 452,530.54	\$ 452,530.54	\$ 106,546.70
2014006		City of Greenwood Annual Request	Resurfacing	City of Gwd	\$ 248,500.00	\$ 141,645.00	\$ 141,645.00	\$ 106,855.00
2014006		City of Greenwood Reallocation to C Fund	Resurfacing	City of Gwd				\$ (106,855.00)
2013006		City of Greenwood Annual Request	Resurfacing	City of Gwd	\$ 203,870.00	\$ 203,870.00	\$ 87,322.72	\$ -
2015006		Town of Ninety Six	Resurfacing	Ninety Six	\$ 50,000.00	\$ -	\$ -	\$ 50,000.00
TOTALS:					\$ 1,061,447.24	\$ 798,045.54	\$ 681,498.26	\$ 156,546.70

**STATE ROAD PROJECTS**

PROJECT #	LOCAL ROUTE	PROJECT DESCRIPTION	WORK TYPE	RESPONSIBLE AGENCY	BUDGET	TOTAL EXPENDITURES	CURRENT FISCAL YEAR EXPENDITURES	REMAINING BUDGET
2014008		SCDOT Johnston Rd., Clark Ave.	Resurfacing	SCDOT	\$ 439,357.18	\$ 439,357.18	\$ 439,357.18	\$ -
2014005		Town of Ware Shoals Annual Request	Resurfacing	Ware Shoals	\$ 30,000.00	\$ 30,000.00	\$ 30,000.00	\$ -
2013009		US225 SCDOT	Resurfacing	SCDOT	\$ 100,000.00	\$ -	\$ -	\$ 100,000.00
2015006		Town of Ninety Six	Resurfacing	Ninety Six	\$ 139,650.00	\$ -	\$ -	\$ 139,650.00
TOTALS:					\$ 709,007.18	\$ 469,357.18	\$ 469,357.18	\$ 239,650.00

**GRAND TOTALS**

\$ 1,773,579.42 \$ 1,270,330.84 \$ 1,153,632.52 \$ 396,393.58

CTC Chairman: James S. Hull

(Signature)

Date: 9-29-2015

LANCASTER COUNTY ANNUAL C FUND REPORT  
JULY 1, 2014 - JUNE 30, 2015

**INCOME AND EXPENSES**

Balance of Funds as of July 1, 2014		\$ 1,286,343.91
Income:		
Funds Received for Period July 1, 2014 through June 30, 2015	\$ 1,618,845.85	
Interested Earned for Period July 1, 2014 through June 30, 2015	\$ 978.28	
Other-Funds Received from County for Period July 1, 2014 through June 30, 2015	\$ -	
Total Income		\$ 1,619,824.13
Expenses:		
Local Paving Project Expenditures	\$ 545,035.74	
State Road Project Expenditures	\$ 801,686.01	
State Road Match Project Expenditures		
Total Expenditures		\$ 1,346,721.75
Balance of Funds as of June 30, 2015		\$ 1,559,446.29

**FUNDING COMMITMENTS**

Local Paving Projects	\$ -	
State Road Projects	\$ -	
State Road Match Projects	\$ -	
Total Committed Funds		\$ -
Total Uncommitted Funds Available for New Projects		\$ 1,559,446.29

LANCASTER COUNTY ANNUAL C FUND REPORT  
JULY 1, 2014 - JUNE 30, 2015

**LOCAL PAVING PROJECTS**

LOCAL ROUTE	PROJECT DESCRIPTION	WORK TYPE	RESPONSIBLE AGENCY	BUDGET	TOTAL EXPENDITURES (prior plus current)	CURRENT FISCAL YEAR EXPENDITURES	REMAINING BUDGET
	Lanc Co-Road Paving -Proj #11-04.5	Reclaim/Resurface	COUNTY	\$ 380.00	\$ 380.00	\$ 380.00	\$ -
	Lanc Co-2014 CTC Projects-Proj #11-04.6	Design	COUNTY	\$ 6,647.46	\$ 6,647.46	\$ 6,647.46	\$ -
	Lanc Co-Weed Control-Proj #11-04.7	Design	COUNTY	\$ 2,475.01	\$ 2,475.01	\$ 2,475.01	\$ -
	Lanc Co-2015 CTC SCDOT - Proj # 11-04.9	Design	COUNTY	\$ 51,160.51	\$ 51,160.51	\$ 51,160.51	\$ -
	Lanc Co-Sun City Roads- Proj # 11-04.10	Design	COUNTY	\$ 8,342.31	\$ 8,342.31	\$ 8,342.31	\$ -
	Lanc Co-Sales Tax Roads- Proj # 11-04.11	Design	COUNTY	\$ 2,512.00	\$ 2,512.00	\$ 2,512.00	\$ -
	Lanc Co-2015 CTC SC DOT/County -Proj # 11-04.12	Design	COUNTY	\$ 35,623.50	\$ 35,623.50	\$ 35,623.50	\$ -
	Lanc Co-2015 Calcium Chloride Roads- Proj # 11-04.13	Design	COUNTY	\$ 1,932.59	\$ 1,932.59	\$ 1,932.59	\$ -
	Lanc Co-Project Estimating-Proj #14-54	Design	COUNTY	\$ 30,400.00	\$ 30,400.00	\$ 30,400.00	\$ -
	Lanc Co-Springs Cotton Mill Village East-Proj #146878.00	Design	COUNTY	\$ 5,000.00	\$ 5,000.00	\$ 5,000.00	\$ -
	Lanc Co-Miscellaneous -CTC	Design	COUNTY	\$ 800.00	\$ 800.00	\$ 800.00	\$ -
	Brush Control Services/Treatment-150 acres	Design	COUNTY	\$ 24,900.00	\$ 24,900.00	\$ 24,900.00	\$ -
	38% Liquid calcium chloride-Dust Control	Design	COUNTY	\$ 98,413.70	\$ 98,413.70	\$ 98,413.70	\$ -
	Springs Cotton Mill Village-Kershaw, SC	Design	COUNTY	\$ 179,100.00	\$ 179,100.00	\$ 179,100.00	\$ -
	Lanc Co-Driveway Aprons	Design	COUNTY	\$ 37,362.60	\$ 37,362.60	\$ 37,362.60	\$ -
	2013 Road Paving Programs-Retainage -Proj #11-04.5	Retainage	COUNTY	\$ 60,176.06	\$ 60,176.06	\$ 60,176.06	\$ -
	<b>TOTALS</b>			<b>\$ 545,035.74</b>	<b>\$ 545,035.74</b>	<b>\$ 545,035.74</b>	<b>\$ -</b>

EXPENDITURES FOR LOCAL PAVING PROJECTS AS PERCENT OF TOTAL INCOME = 33.65%

**STATE ROAD PROJECTS**

ROAD - ROUTE	PROJECT DESCRIPTION	WORK TYPE	RESPONSIBLE AGENCY	BUDGET	TOTAL EXPENDITURES (prior plus current)	CURRENT FISCAL YEAR EXPENDITURES	REMAINING BUDGET
	Quarry shoulder material/Additional equipment for N. Park Detour		COUNTY	\$ 10,341.91	\$ 10,341.91	\$ 10,341.91	
	Lancaster County 2015 Road Paving- Proj # 1104-8 DOT		COUNTY	\$ 495,663.47	\$ 495,663.47	\$ 495,663.47	
	Lancaster County 2015 Road Paving- Proj # 1104-8 County		COUNTY	\$ 295,680.63	\$ 295,680.63	\$ 295,680.63	\$ -
	<b>TOTALS</b>			<b>\$ 801,686.01</b>	<b>\$ 801,686.01</b>	<b>\$ 801,686.01</b>	<b>\$ -</b>

EXPENDITURES FOR STATE ROAD PROJECTS AS PERCENT OF TOTAL INCOME = 49.49%

**STATE ROAD MATCH PROJECTS**

ROAD - ROUTE	PROJECT DESCRIPTION	WORK TYPE	RESPONSIBLE AGENCY	CTC PROGRAM MATCH FUNDS COMMITTED	TOTAL EXPENDITURES (prior plus current)	CURRENT FISCAL YEAR EXPENDITURES	REMAINING BUDGET	CURRENT FISCAL YEAR EXPENDITURES IN EXCESS OF MATCH AMOUNT
	<b>TOTALS</b>			\$ -	\$ -	\$ -	\$ -	\$ -

EXPENDITURES FOR STATE ROAD PROJECTS and MATCH PROJECTS IN EXCESS MATCH AMOUNT AS PERCENT OF TOTAL INCOME = 49.49%

CTC Chairman: Rudy L. Carter

Date: 11-20-15

**LAURENS COUNTY ANNUAL C-FUND REPORT**  
**JULY 1, 2014 to JUNE 30, 2015**

**INCOME AND EXPENSES**

Balance of Funds as of July 1, 2014 -----\$ 1,315,166.08

**Income:**

Funds Received for July 1, 2014 to June 30, 2015 \$1,780,993.51

Interest Received for July 1, 2014 to June 30, 2015 \$ 160.31

Total Income-----\$1,781,153.82

**Expense:**

Administrative Expense (CTC) \$ 2,000.00

Trust Department Fees & Annual Tax Statement Prep Fee \$ 100.00

Per Diem Expense (CTC) \$ 7,050.00

Local Paving Project Expenditures \$ 874,156.95

State Road Project Expenditures:

a. State Projects (CTC) \$ 706,160.00

b. State Match Projects (CTC) (SMP) \$ 0.00

c. Memorial Signs \$ 0.00

Total Expenditure-----\$1,589,466.95

Balance of Funds as of June 30, 2015-----\$1,506,852.95

**FUNDING COMMITMENTS**

Local Paving Projects \$ 0.00


State Road Projects \$ 0.00

State Road Match Projects \$ 0.00

Total Committed Funds \$ 0.00

Total Uncommitted Funds Available for New Projects-----\$ 1,506,852.95

Signed

  
L. Harold Vickery, Chairman

Date

9/22/2015

**LOCAL PAVING PROJECTS**

LCTC PROJ #	PROJECT DESCRIPTION	WORK TYPE	RESPONSIBLE AGENCY	BUDGET	TOTAL EXPENDITURE	CURRENT FISCAL YEAR EXPEND.	REMAINING BUDGET
33	Resurfacing of 17 County Road in Laurens County	Resurfacing	Laurens County	\$835,646.95	\$835,646.95	\$835,646.95	\$ 0.00
33	David Hardy, dba TSI, Inc.	Inspection	Laurens County	\$ 3,833.00	\$ 3,833.00	\$ 3,833.00	\$ 0.00
City of Laurens	Resurfacing of Maplebrook Street	Resurfacing	City of Laurens	\$ 34,677.00	\$ 34,677.00	\$ 34,677.00	\$ 0.00
	<b>Local Paving Projects</b>		<b>Totals</b>	<b>\$874,156.95</b>	<b>\$874,156.95</b>	<b>\$874,156.95</b>	<b>\$ 0.00</b>

Expenditures for Local Paving Projects as Percent of Total Income = 49.08%

**STATE ROAD PROJECTS**

LCTC PROJ #	PROJECT DESCRIPTION	WORK TYPE	RESPONSIBLE AGENCY	BUDGET	TOTAL EXPENDITURE	CURRENT FISCAL YEAR EXPEND.	REMAINING BUDGET
	SCDOT Managed Project Item 30 C P028539		SCDOT	\$808,674.00	\$808,674.00	\$808,674.00	\$ 0.00
	Mills Street (S-161)	Resurfacing					
	Lighthouse (S-519/922)	Full Depth Reclamation					
	Pleasant Drive (S-520)						
	<b>State Road Projects</b>		<b>Totals</b>	<b>\$808,674.00</b>	<b>\$808,674.00</b>	<b>\$808,674.00</b>	<b>\$ 0.00</b>

Expenditures for State Road Projects as Percent of Total Income = 45.40%

Signed: L. Harold Vickery  
L. Harold Vickery, Chairman

Date: 9/22/2015

## LEXINGTON CTC ANNUAL C FUND REPORT

JULY 1, 2014-JUNE 30, 2015

REPORT DATE: SEPTEMBER 22, 2015

### INCOME AND EXPENSES

Balance of Funds as of July 1, 2014 \_\_\_\_\_ \$11,324,016.19

#### Income:

Funds Received for Period July 1, 2014 through June 30, 2015	\$ 3,442,595.85	
Interest Earned for Period July 1, 2014 through June 30, 2015	\$ 40,082.59	
Donor County Funds Received Period July 1, 2014 through June 30, 2015	\$ 1,271,896.06	
Project Refunds for Period July 1, 2014 through June 30, 2015	\$ -	
Total Income		\$ 4,754,574.50

#### Expenses:

Administrative Expenses	\$ -	
Local Paving Project Expenditures	\$ 5,747,621.97	
State Road Project Expenditures	\$ 1,485,878.86	
State Road Match Expenditures	\$ -	
Total Expenditures		\$ 7,233,500.83

Balance of Funds as of June 30, 2015 \_\_\_\_\_ \$ 8,845,089.86

### FUNDING COMMITMENTS

Local Paving Projects	\$ 5,355,978.76	
State Road Projects	\$ 490,777.29	

Total Committed Funds		\$ 5,846,756.05
-----------------------	--	-----------------

Total Uncommitted Funds Available for New Projects		\$ 2,998,333.81
--	--	-----------------

Uncommitted Funds as Percent of Total Income = 63%

# LEXINGTON CTC ANNUAL C FUND REPORT

JULY 1, 2014-JUNE 30, 2015

REPORT DATE: SEPTEMBER 22, 2015

## LOCAL PAVING PROJECTS

LOCAL ROUTE	PROJECT DESCRIPTION	WORK TYPE	RESPONSIBLE AGENCY	BUDGET	TOTAL EXPENDITURE	CURRENT FISCAL YEAR EXPENDITURE	REMAINING BUDGET
Kinley Creek Watershed Study	USACOE grant match for watershed study/analysis	Drainage/Eng.	County	\$ 37,500	\$ 35,604	\$ 35,604	\$ 1,896
S-70, S-77, US 1	SCDOT Sign Dedication Fitzgerald, Rawl, Meador	Sign Dedication	SCDOT	\$ 1,500	\$ 1,500	\$ 1,500	\$ -
Church Street Stabilization	Gilbert-Stabilization of Church Street	Road Project	County	\$ 10,000	\$ 5,977	\$ -	\$ 4,023
Sandy/Spruce Lane	Paving from Wright Ln to Courtney Dr/Williams Cir	Road Improvement	County	\$ 518,776	\$ 64,298	\$ 6,905	\$ 454,478
Railroad Avenue	Town of Pelion placement of RAP on Railroad Ave	Placement of RAP	County	\$ 7,500	\$ -	\$ -	\$ 7,500
Washington Street	Town of Gilbert road improvement to Washington Street	Road improvement	County	\$ 7,500	\$ -	\$ -	\$ 7,500
Willowbrooke Subdivision	Town of Lexington Municipal Project	Road/Drainage Imp	Town of Lex	\$ 98,384	\$ -	\$ -	\$ 98,384
ShumPERT Street	Municipal C Fund Request - Town of South Congaree	Paving	County	\$ 61,253	\$ 29,420	\$ 28,567	\$ 31,833
Archers Lane Sidewalk	Enhancement Grant for Sidewalks	Sidewalk	County	\$ 154,467	\$ 13,010	\$ -	\$ 141,457
Ellis Avenue	Municipal C Fund Request - Town of Lexington	Paving	Town of Lex	\$ 55,000	\$ -	\$ -	\$ 55,000
Buck Corley Road Sidewalk	Lexington County TAP Grant for sidewalks	Sidewalk	County	\$ 172,000	\$ -	\$ -	\$ 172,000
Wood Moor Subdivision	Bond Supplements, Full Depth Reclaim/Paving	Road & Drain. Improv.	County	\$ 285,221	\$ 280,973	\$ 22,061	\$ 4,248
Kaminer Subdivision	Final Plat and As-Built Drawings	Road & Drain. Improv.	County	\$ 5,052	\$ 1,700	\$ 1,700	\$ 3,352
Hope Springs Subdivision	Bond Supplements, Full Depth Reclaim/Paving	Road & Drain. Improv.	County	\$ 118,812	\$ 94,968	\$ 82,664	\$ 23,844
Subdivision Bond Supplements	Cherokee Shores, Woodland Pond, Whispering Glen, Re	Road & Drain. Improv.	County	\$ 65,424	\$ -	\$ -	\$ 65,424
Windy Wood Road	Paving portion from Ben Franklin Rd to Calks Ferry Rd	Paving	County	\$ 1,397,366	\$ 1,341,335	\$ 973,496	\$ 56,031
Pine Plain Road	Paving from SC 6 to Redmond Mill Rd	Paving	County	\$ 102,468	\$ 40,768	\$ 40,768	\$ 61,700
Old Charleston Road	Paving from Calks Ferry Rd to Pond Branch Rd (SC 34)	Paving	County	\$ 602,301	\$ 4,941	\$ 4,941	\$ 597,360
Nursery Road Bridge	Bridge replacement alternative for Goldstone Drive Bridge	Bridge & Approaches	County	\$ 2,855,824	\$ 2,712,389	\$ 2,405,741	\$ 143,434
First Creek Road	Paving from Busbee Road to deadend	Paving	County	\$ 325,535	\$ 308,470	\$ 34,335	\$ 17,064
DE Clark Road	Paving from Water Tank Rd to Fairview Rd	Paving	County	\$ 1,472,704	\$ 805,137	\$ 698,073	\$ 667,567
Alice Drive #1	Paving from Hwy 321 to Pound Road	Paving	County	\$ 56,000	\$ -	\$ -	\$ 56,000
Holly Tree Street	Paving from Emanuel Church Rd to End	Paving	County	\$ 84,001	\$ 30,694	\$ 28,544	\$ 53,307
Golden Jubilee Rd	Paving from End Pavement to End Pavement	Paving	County	\$ 662,823	\$ 328,896	\$ 272,446	\$ 333,928
Foremost Drive	Paving from Nazareth Road to Frieda Road	Paving	County	\$ 373,104	\$ 29,004	\$ 10,700	\$ 344,100
Roland Drive	Paving from Old Barnwell Road to End	Paving	County	\$ 296,380	\$ 282,508	\$ 243,773	\$ 13,872
Limestone Road	Paving from Wessinger Rd to St. Thomas Church Rd	Paving	County	\$ 96,954	\$ 64,138	\$ 10,369	\$ 32,816
Dirt Road Asset Mgmt. Program	County wide asset mgmt for dirt roads	Engineering	County	\$ 225,000	\$ -	\$ -	\$ 225,000
Harvestview Road	Paving from E. Boundary St to Crooked Creek Rd	Paving	County	\$ 105,807	\$ 59,810	\$ 58,155	\$ 45,997
Ruth Vista Road	Paving from Sherwood Dr to Pepper Rd	Paving	County	\$ 79,736	\$ 64,302	\$ 64,302	\$ 15,434
Water Tank Road	Paving from Harvey Berry Rd to D E Clark Rd	Paving	County	\$ 102,351	\$ 35,742	\$ 35,742	\$ 66,609
Broken Hill Road	Drainage improvement project along Broken Hill Road	Drainage	County	\$ 85,179	\$ 20,090	\$ -	\$ 65,089
Black Avenue	Drainage improvements along Black Avenue	Drainage	County	\$ 50,000	\$ 12,871	\$ -	\$ 37,129
Ben Franklin Road	Drainage improvements along Ben Franklin Rd	Drainage	County	\$ 10,000	\$ -	\$ -	\$ 10,000
Olde Saluda Passage Subdivision	Drainage Repairs along Olde River Pkwy	Drainage	County	\$ 48,848	\$ 48,158	\$ 12,826	\$ 690
Bridleridge Subdivision	Slope Stabilization between Dempsey Dr, Bridleridge Rd	Drainage	County	\$ 25,330	\$ 21,880	\$ 8,885	\$ 3,450
Founders Road Repair	Drainage Repairs along Founders Road	Drainage	County	\$ 18,000	\$ 15,905	\$ 15,905	\$ 2,096
Columbiana Drive	Resurfacing of Lex Co portion	Resurfacing	County	\$ 43,000	\$ -	\$ -	\$ 43,000
Asphalt Maintenance (Various)	2015 Asphalt Maintenance Contract	Resurfacing	County	\$ 1,261,314	\$ 473,580	\$ 473,580	\$ 787,733
Martin Neese Road	Paving from Hwy 6 to I.W. Hutto Rd	Paving	County	\$ 140,374	\$ 9,650	\$ 8,438	\$ 130,724
John Kinard Court and Circle	From exist pave near Long Pine Road to dead end	Paving	County	\$ 156,534	\$ 143,608	\$ 138,974	\$ 12,926
Soil Cement Program	Porth, Ashby, S. Cove, Oak Hill, Hyman, D. Ambrose, Swe	Soil Cement	County	\$ 463,003	\$ 18,517	\$ 634	\$ 444,486
Goldstone Bridge Repair	Bridge maintenance on Goldstone Drive	Bridge Maintenance	County	\$ 14,000	\$ 12,000	\$ -	\$ 2,000
Old Forge Road	Base Map and As-Built Survey for Paving	Survey	County	\$ 5,290	\$ 3,015	\$ 3,015	\$ 2,275
Old Two Notch Road	Paving from Two Notch Rd to top of hill	Paving	County	\$ 38,202	\$ 24,977	\$ 24,977	\$ 13,225
TOTALS					\$ 7,439,837	\$ 5,747,622	\$ 5,355,979

EXPENDITURES FOR LOCAL PAVING PROJECTS AS PERCENTAGE OF ANNUAL C-FUND ALLOTMENT INCOME = 167%



**STATE ROAD PROJECTS**

LOCAL ROUTE	PROJECT DESCRIPTION	WORK TYPE	RESPONSIBLE AGENCY	BUDGET	TOTAL EXPENDITURE	CURRENT FISCAL YEAR EXPENDITURE	REMAINING BUDGET
S-32-1626, 723, 724	Drainage improvements (Sandy/Spruce Project)	Drainage Improv.	County	\$ 418,806	\$ 335,719	\$ 335,719	\$ 83,087
Zion Church Road Extension	Extend Zion Church Rd from Amicks Ferry to Lex. Ave.	Construct new road	County	\$ 150,000	\$ -	\$ -	\$ 150,000
Sunset/Jarvis (US 378, SC 12)	W Cola Beautification ENH #26-12	Beaut. Enh Grant	West Columbia	\$ 36,250	\$ -	\$ -	\$ 36,250
Bush River Rd (S-32-107)	Lex. County Enhancement grant for sidewalks	Sidewalk	County	\$ 200,617	\$ 46,275	\$ 13,275	\$ 154,342
Bush River Rd (S-32-107)	Widening for Turn lane at Lex Co Collection Center	Widening	County	\$ 76,217	\$ 67,119	\$ 67,119	\$ 9,099
E. Church St (SC 23)	Batesburg-Leesville TAP Grant Match for sidewalks	Sidewalk	SCDOT	\$ 107,046	\$ 107,046	\$ 107,046	\$ -
Dixie St/Sandpit Rd (S-32-330)	Summit TAP Grant Match for sidewalks	Sidewalk	SCDOT	\$ 54,067	\$ 54,067	\$ 54,067	\$ -
Kitty Hawk Dr (S-32-326)	Springdale TAP Grant Match for sidewalks	Sidewalk	SCDOT	\$ 35,542	\$ 35,542	\$ 35,542	\$ -
Avenues Subd. (S-141,266,471,et.)	Municipal C Fund Request - City of Cayce	Drainage Improv.	City of Cayce	\$ 30,000	\$ -	\$ -	\$ 30,000
Lexington Ave (S-32-83)	Chapin TAP Grant Supplement for sidewalks	Sidewalk/Resurface	SCDOT	\$ 50,000	\$ 50,000	\$ 50,000	\$ -
US 321	US 321/Sandhills Pkwy Intersection Project	Widening	County	\$ 50,784	\$ 22,784	\$ 22,784	\$ 28,000
US 378, US 1, SC 6	Town of Lexington Traffic Signal Project	Signals	SCDOT	\$ 600,000	\$ 600,000	\$ 600,000	\$ -
Longs Pond/Barr Rd	Intersection Improvement Project	Widening	SCDOT	\$ 200,327	\$ 200,327	\$ 200,327	\$ -
TOTALS					\$ 1,518,879	\$ 1,485,879	\$ 490,777

**STATE ROAD PROJECTS**

LOCAL ROUTE	PROJECT DESCRIPTION	WORK TYPE	RESPONSIBLE AGENCY	CTC MATCH FUNDS COMMITTED	EXPENDITURE	CURRENT FISCAL YEAR EXPENDITURE	REMAINING BUDGET	CURRENT FISCAL YEAR EXPENDITURE IN EXCESS OF MATCH AMOUNT*
-------------	---------------------	-----------	--------------------	---------------------------	-------------	---------------------------------	------------------	--

SCDOT Match Program	SCDOT Matching Funds	SCDOT Projects		\$ -	\$ -	\$ -	\$ -	\$ -
TOTALS				\$ -	\$ -	\$ -	\$ -	\$ -

EXPENDITURES FOR STATE ROAD PROJECTS AND MATCH PROJECTS IN EXCESS OF MATCH AMOUNT AS PERCENTAGE OF ANNUAL C-FUND ALLOTMENT TOTAL INCOME = 43%

\* Note: Annual C-Fund Allotment Total Includes Project Refunds received for report period.

LEXINGTON CTC ANNUAL C FUND REPORT

JULY 1, 2014-JUNE 30, 2015

REPORT DATE: SEPTEMBER 22, 2015

**PROJECT MANAGER EXPENDITURES - Note: This section is for information purposes only. These expenditures have been incorporated into the Local and State project Budgets, Total Expenditures, Current Fiscal Year Expenditures, and Remaining Balances.**

TITLE	DESCRIPTION	POSITION	BUDGET	TOTAL EXPEND.	REMAINING BUDGET
Salaries & Wages	Associated Funds for Managing "C"-Fund Projects	"C" Fund Project Mgr.	\$ 68,764	\$ 43,402	\$ 25,362
Part Time	Associated Funds for acquiring right-of-way easements	Part Time	\$ 11,621	\$ 12,862	\$ (1,241)
FICA - Employer Portion	Associated Funds for Managing "C"-Fund Projects	"C" Fund Project Mgr.	\$ 6,149	\$ 4,068	\$ 2,081
SCRS - Employer Portion	Associated Funds for Managing "C"-Fund Projects	"C" Fund Project Mgr.	\$ 7,495	\$ 4,733	\$ 2,762
Employee Insurance - Employer	Associated Funds for Managing "C"-Fund Projects	"C" Fund Project Mgr.	\$ 7,800	\$ 7,800	\$ -
Workers Comp. - Employer	Associated Funds for Managing "C"-Fund Projects	"C" Fund Project Mgr.	\$ 2,146	\$ 1,317	\$ 829
SCRS - Employ. Portion (Retiree)	Associated Funds for acquiring right-of-way easements	Part Time	\$ -	\$ 1,403	\$ (1,403)
Contracted Services	Associated Funds for Managing "C"-Fund Projects	"C" Fund Project Mgr.	\$ 3,500	\$ -	\$ 3,500
Professional Services	Associated Funds for Managing "C"-Fund Projects	"C" Fund Project Mgr.	\$ 5,000	\$ -	\$ 5,000
Office Supplies	Associated Funds for Managing "C"-Fund Projects	"C" Fund Project Mgr.	\$ 100	\$ 83	\$ 17
Duplicating	Associated Funds for Managing "C"-Fund Projects	"C" Fund Project Mgr.	\$ 100	\$ -	\$ 100
Operating Supplies	Associated Funds for Managing "C"-Fund Projects	"C" Fund Project Mgr.	\$ 100	\$ -	\$ 100
General Tort Liability Insurance	Associated Funds for Managing "C"-Fund Projects	"C" Fund Project Mgr.	\$ 77	\$ 75	\$ 2
Surety Bonds	Associated Funds for Managing "C"-Fund Projects	"C" Fund Project Mgr.	\$ 10	\$ 6	\$ 4
Smart Phone Charges	Associated Funds for Managing "C"-Fund Projects	"C" Fund Project Mgr.	\$ 1,380	\$ 579	\$ 801
E-mail Service Charges	Associated Funds for Managing "C"-Fund Projects	"C" Fund Project Mgr.	\$ 81	\$ 20	\$ 61
Conference, Meeting, & Training	Associated Funds for Managing "C"-Fund Projects	"C" Fund Project Mgr.	\$ 2,350	\$ 872	\$ 1,478
Subscriptions, Dues, & Books	Associated Funds for Managing "C"-Fund Projects	"C" Fund Project Mgr.	\$ 100	\$ -	\$ 100
Gas, Fuel, & Oil	Associated Funds for Managing "C"-Fund Projects	"C" Fund Project Mgr.	\$ 4,853	\$ -	\$ 4,853
Contingency	Associated Funds for Managing "C"-Fund Projects	"C" Fund Project Mgr.	\$ 13,586	\$ -	\$ 13,586
Small Tools & Minor Equipment	Associated Funds for Managing "C"-Fund Projects	"C" Fund Project Mgr.	\$ 500	\$ 217	\$ 283
TOTALS			\$ 135,712	\$ 77,438	\$ 58,274

**Project Manager FY 15 Expense Distribution - To be used for information purposes only. The C-Fund Project Manager worked on these projects and all associated expenditures are incorporated into the Local and State Project Totals.**

			C-Proj. Mngr
2015 AMP	Road Resurfacing	Resurfacing	\$ 3,969
Windy Wood Road	Paving portion from Ben Franklin Rd to Calks Ferry Rd	Paving	\$ 8,554
Nursery Road Bridge	Bridge replacement alternative for Goldstone Dr Bridge	Bridge Design/Constr	\$ 534
First Creek Road	Paving from Busbee Road to End	Paving	\$ 1,251
2013 Full Depth Reclamation	Wood Moor, Hope Springs Subdivisions	Resurfacing	\$ 1,084
DE Clark Road	Paving from Water Tank Rd to US 178 (Fairview Rd)	Paving	\$ 10,889
Sandy/Spruce Lane	Drainage improvements/Paving	Drainage/Paving	\$ 1,534
Golden Jubilee Road	Paving from End Pavement to End Pavement	Paving	\$ 9,888
Roland Drive	Paving from Old Barnwell Road to End	Paving	\$ 5,253
Limestone Road	Paving from Wessinger Rd to St. Thomas Church Rd	Paving	\$ 350
Holly Tree Street	Paving from Emanuel Church Rd to End	Paving	\$ 1,851
Bridleridge Subdivision	Slope Stabilization between Dempsey Dr, Bridleridge Rd	Drainage	\$ 4,135
Harvestview Road	Paving from E. Boundary St to Crooked Creek Rd	Paving	\$ 4,152
Foremost Drive	Paving from Nazareth Road to Frieda Road	Paving	\$ 800
Olde Saluda Passage Subdiv.	Drainage Repairs along Olde River Pkwy	Drainage	\$ 100
John Kinard Court & Circle	From exist pave near Long Pine Road to dead end	Paving	\$ 1,434
Shumport Street	Municipal C Fund Request - Town of South Congaree	Paving	\$ 400
Oak Hill Road	Paving from near Fish Hatchery Rd to top of hill	Paving	\$ 634
Martin Neese Road	Paving from Hwy 6 to I.W. Hutto Rd	Paving	\$ 3,218
Old Charleston Road	Paving from Calks Ferry Rd to Pond Branch Rd	Paving	\$ 2,301
Old Two Notch Road	Paving from Two Notch Rd to top of hill	Paving	\$ 3,202
Ruth Vista Road	Paving from Sherwood Dr to Pepper Rd	Paving	\$ 4,736
Bush River Road Turn Lane	Widening for Turn lane at Lex Co Collection Center	Paving	\$ 1,217
US 321 Turn Lane	US 321/Sandhills Pkwy Intersection Project	Paving	\$ 784
Water Tank Road	Paving from Harvey Berry Rd to D E Clark Rd	Paving	\$ 2,351
Pine Plain Rd	Paving from SC 6 to Redmond Mill Rd	Paving	\$ 2,468
Bush River Road Sidewalk	Sidewalk from Commercial Dr to River Oaks Ct	Sidewalk	\$ 350
	TOTAL		\$ 77,438

CTC Chairman:

Date:

*John W. Gifford*  
9-22-2015

PICKENS COUNTY CTC ANNUAL REPORT  
JULY 1, 2014 - JUNE 30, 2015

**INCOME AND EXPENSES**

Balance of Funds as of July 1, 2014		\$ 4,272,330
Income:		
Funds Received for Period July 1, 2013 through June 30, 2014	\$ 1,962,903	
Interest Earned for Period July 1, 2013 through June 30, 2014	\$ 9,297	
Total Income		\$ 1,972,200
Expenses:		
Administrative Expenses	\$ 104	
Local Paving Project Expenditures	\$ 194,795	
State Road Project Expenditures	\$ 1,752,243	
Total Expenditures		\$ 1,947,143
Balance of Funds as of June 30, 2015		\$ 4,297,388

**FUNDING COMMITMENTS**

Local Paving Projects	\$ 1,407,137	
State Road Projects	\$ 2,853,156	
Total Committed Funds		\$ 4,260,293
Total Uncommitted Funds Available for New Projects		\$ 37,095

# **LOCAL PAVING PROJECTS**

	LOCAL ROUTE	PROJECT DESCRIPTION	WORK TYPE	RESPONSIBLE AGENCY	BUDGET	TOTAL EXPENDITURES	CURRENT FISCAL YEAR EXPENDITURES	REMAINING BUDGET
X	Bank Street	Parking and drainage upgrade	Maintenance	Central	\$ 22,000	0	0	\$ 22,000
x	varies	Road striping	safety	Pickens County	\$ 60,000	\$ -	\$ -	\$ 60,000
x	Warbranch Road	Box Culvert installation	Maintenance	Pickens County	\$ 7,578	\$ 7,578	\$ 7,578	\$ -
X	Old Central Rd	Reconstruction of Old Central Road and Clemson st.	Maintenance	PCTC	\$ 728,000	\$ -	\$ 17,372	\$ 710,628
X	Cross Creek Culvert Replacement	Replace washed out pipe	Maintenance	Central	\$ 152,740	\$ -	\$ -	\$ 152,740
X	Love and Care Rd.	Replace washed out pipe	Maintenance	PCTC	\$ 100,000	\$ -	\$ -	\$ 100,000
X	Liberty Magistrates Office	Asphalt Paving and erosion control	Construction	PCTC	\$ 200,000	\$ -	\$ 109,561	\$ 90,439
X	Liberty Magistrates Office	Stone base, Storm water Catch basins and piping	Construction	PCTC	\$ 120,000	\$ -	\$ 60,284	\$ 59,716
X	Tarent Street Storm Drainage	Replace washed out pipe	Maintenance	Central	\$ 41,614	\$ -	\$ -	\$ 41,614
X	Commerce St. Rehab.	Rehabilitate commerce St.	Maintenance	Liberty	\$ 170,000	\$ -	\$ -	\$ 170,000
TOTALS					\$ 1,601,932	\$ 7,578	\$ 194,795	\$ 1,407,137

EXPENDITURES FOR LOCAL PAVING PROJECTS AS PERCENT OF TOTAL INCOME = 9.9%

### STATE ROAD PROJECTS

	ROAD - ROUTE	PROJECT DESCRIPTION	WORK TYPE	RESPONSIBLE AGENCY	BUDGET	EXPENDITURES	CURRENT FISCAL YEAR EXPENDITURES	REMAINING BUDGET
X								
X	Berkely Road	Matching funds for pedestrian bridge	safety	City of Clemson	\$ 80,000	\$ -		\$ 80,000
X	US 178	Guard Rail 2014-2015	safety	PCTC	\$ 140,000	\$ 3,888	136,113	\$ -
X	US 178	Guard Rail 2014-2015	safety	PCTC	\$ 100,000	\$ -	99,575	\$ 425
X	varies	Maw Bridge and Madden Bridge Road intersection	Construction	PCTC	\$ 704,025	\$ 71,501	433,276	\$ 270,749
X	Clayton Street	New entrance and upgrades to SC 93	safety	PCTC	\$ 123,000		24,150	\$ 98,850
X	Varies	Signs	Signs	SCDOT	\$ 1,100	\$ 500	500	\$ 100
X	SC 11	Table Rock Pull-out	Construction	PCTC	\$ 180,000	\$ -	250	\$ 179,750
X	Ann Street	Redesign Ann St. and Jones Avenue Intersection R/W	Construction	SCDOT	\$ 90,000		90,000	\$ -
X	Ann Street	Redesign Ann St. and Jones Avenue Intersection	safety	PCTC	\$ 1,947,293	\$ -	22,790	\$ 1,834,503
X	Roy F. Jones Rd.	Full Depth patching and thin lift asphalt	Maintenance	PCTC	\$488,844.86		461,268	\$ 27,377
X	Couch Lane	Lighting for the Couch Lane project	safety	City of Easley	\$70,000.00		70,000	\$ -
X								\$ -
X	US 178	sidewalk to the Pickens High School	safety	PCTC	\$547,524.70	\$105,700.00	406,747	\$ 35,078
X	Ruhama Rd.	sidewalk to the Liberty High School	safety	PCTC	\$46,000.00		7,575	\$ 98,425
X	S.C. 8	sidewalk to the Easley High School	safety	PCTC	\$40,700.00		-	\$ 40,700
X	US 123	Retaining Wall	safety	Clemson	\$187,200.00	\$0.00	-	\$ 187,200
X		TOTALS			\$ 4,745,487	\$ 181,589	1,752,243	2,853,155

## STATE ROAD MATCH PROJECTS

ROAD - ROUTE	PROJECT DESCRIPTION	WORK TYPE	RESPONSIBLE AGENCY	CTC PROGRAM MATCH FUNDS COMMITTED	EXPENDITURES	CURRENT FISCAL YEAR EXPENDITURES	REMAINING BUDGET
				\$ -	\$ -	\$ -	\$ -
				\$ -	\$ -	\$ -	\$ -
	TOTALS			\$ -	\$ -	\$ -	\$ -

EXPENDITURES FOR STATE ROAD PROJECTS AND MATCH PROJECTS IN EXCESS OF MATCH AMOUNT AS PERCENT OF TOTAL INCOME = 88.8%

in excess of match amounts may be applied towards

CTC Chairman: CTC Ryan  
Date: 12-4-2015

**SALUDA COUNTY ANNUAL C FUND REPORT**  
**JULY 01, 2014– JUNE 30, 2015**  
**JULY 28th, 2015**

**INCOME AND EXPENSES**

Balance of Funds as of July 1, 2014-----		\$742,148.23
Income:		
Funds Received for Period July 1, 2014 through June 30, 2015	\$1,070,268.95	
Interest Earned for Period July 1, 2014 through June 30, 2015	\$3,322.38	
Other Income (Returned Committed Funds)	\$55,636.67	
Sale of Plans	\$275.00	
Total Income -----		\$1,871,651.23
Expenses:		
Administrative expense	\$0.00	
State Projects Expenditures	\$382,478.18	
County Projects Expenditures	\$542,759.20	
Total Expenditures-----	\$925,237.38	
Balance of Funds as of June 30, 2015-----		\$946,413.85

**FUNDING COMMITMENTS**

Local Paving Projects	\$713,992.24	
State Road Projects	\$114,740.00	
Total Committed Funds	\$828,732.24	
Total Uncommitted Funds Available for New Projects-----		\$117,681.61
Uncommitted Funds as Percent of Total Income =	7%	

  
\_\_\_\_\_  
CHAIRMAN OF THE SALUDA CTC

\*\*\*checks for uncommitted funds should be listed as other income under the income heading.

# LOCAL PAVING PROJECTS FY 2014-2015

LOCAL ROUTE	PROJECT DESCRIPTION	WORK TYPE	RESPONSIBLE AGENCY	BUDGET	TOTAL EXPENDITURES	CURRENT FY EXPENDITURES	REMAINING BUDGET
C41- 462,463,443,471,139, 393,389,142, & 474	Arrowhead Dr, Spearpoint Loop, Wigwam Way, Hawk's Way, Greenview Dr, Woodside Dr, Woodberry Dr, Gwen Rd, & Melvin Rd	Paving	PAV01-0231 CTC County	\$676,137.58	\$676,137.58	\$800.00	\$0.00 Open
Various	Calcium Chloride Proj.	CACL2 on Roads	CACL2-14 R&B County	\$20,790.00	\$8,384.72	\$8,384.72	\$0.00 Closed
Various	Storm Drain CR001-2014	Culvert Replacement	CR001-2014 R&B County	\$389,141.62	\$389,141.62	\$389,141.62	\$0.00 Closed
Various	Rocking RH0041	Gravelling Roads	RH0041 R&B County	\$135,200.00	\$134,851.70	\$134,851.70	\$0.00 Closed
Various	Centerline Painting	Line Painting	CP001-2015 R&B County	\$13,146.00	\$7,181.16	\$7,181.16	\$5,964.84 Closed
Various	Rocking RH0042	Gravelling Roads	RH0042 R&B County	\$183,427.40			\$183,427.40 Allocated
Various	Storm Drain CR002-2015	Culvert Replacement	CR002-2015 R&B County	\$505,000.00	\$2,400.00	\$2,400.00	\$502,600.00 Open
Various	Calcium Chloride Proj.	CACL2 on Roads	CACL2-15 R&B County	\$22,000.00			\$22,000.00 Open
<b>TOTALS</b>				<b>\$1,944,842.60</b>	<b>\$1,218,096.78</b>	<b>\$542,759.20</b>	<b>\$713,992.24</b>

EXPENDITURES FOR LOCAL PAVING PROJECTS AS PERCENT OF TOTAL INCOME 29%

MONIES FROM COMPLETED PROJECTS WILL BE FUNNELED BACK INTO ACTIVE MONIES

## STATE ROAD PROJECTS

LOCAL ROUTE	PROJECT DESCRIPTION	WORK TYPE	RESPONSIBLE AGENCY	BUDGET	EXPENDITURES	CURRENT FY EXPENDITURES	REMAINING BUDGET
27467	S-59 (US178-S431)	Resurfacing	SCDOT	\$339,225.18	\$339,225.18	\$12,639.18	
28695	S-107 (Gabe Rd. - Little Saluda Bridge)	Resurfacing	SCDOT	\$ 369,839.00	\$ 369,839.00	\$369,839.00	
CR002-2015	S-360 Medical Park Rd. (Nursing Center)	Sidewalk	CTC-County	\$ 114,740.00			\$ 114,740.00
<b>TOTALS</b>				<b>\$823,804.18</b>	<b>\$709,064.18</b>	<b>\$382,478.18</b>	<b>\$114,740.00</b>

EXPENDITURES FOR STATE ROAD PROJECTS AS PERCENT OF TOTAL INCOME 27%

CTC CHAIRMAN: 

DATE: 7/30/15

2015 SPARTANBURG COUNTY CTC ANNUAL C FUND REPORT  
JULY 1, 2014 - JUNE 30, 2015

<u>INCOME AND EXPENSES</u>	
Balance of Funds as of July 1, 2014	\$ 7,445,446
Income:	
Funds Received for Period July 1, 2014 through June 30, 2015	5,073,620
Interest Earned for Period July 1, 2014 through June 30, 2015	13,929
Total Income	5,087,549
Expenses:	
Administrative Expenses	1,891
Local Paving Project Expenditures	4,605,625
State Road Project Expenditures	2,836,068
Total Expenditures	7,443,585
Balance of Funds as of June 30, 2015	\$ 5,089,410
<u>FUNDING COMMITMENTS</u>	
Local Paving Projects	2,069,334
State Road Projects	994,996
Total Committed Funds	3,064,330
Total Uncommitted Funds Available for New Projects	\$ 2,025,080
Uncommitted Funds as Percent of Total Income =	39.8%



# LOCAL ROAD PROJECTS

LOCAL ROUTE	PROJECT DESCRIPTION	WORK TYPE	RESPONSIBLE AGENCY	BUDGET	TOTAL EXPENDITURES	CURRENT FISCAL YEAR EXPENDITURES	REMAINING BUDGET
09001 12382/11659	Glendale Bridge Restoration	Bridge - Foot Traffic	Spartanburg County	\$ 120,000.00	\$ 50,500.00	\$ -	\$ 69,500.00
12011 US 178 @ 11867	US 178 & Frank Clinton Road Intersection	Intersection Improvements	Spartanburg County	316,626.01	316,626.01	2,537.53	-
12014 County Portion	Old Blackstock Road, Fairforest Widening	Widen Roadway	Spartanburg County	697,949.26	650,575.82	467,477.69	47,073.44
13013	Asphalt Surface Avant Industrial Drive	Asphalt Surface Avant Industrial Drive	Spartanburg County	64,523.00	64,523.00	4,032.00	-
13023 1122	Widen Black Road @ Highway 9	Widen	Spartanburg County	359,975.43	88,876.79	46,272.55	271,096.84
13024 7486	Replacement of River Forest Bridge	Construct Temporary and Permanent Bridge	Spartanburg County	571,675.69	506,662.04	506,662.20	62,883.85
14009 2417	Cart Drive Bridge Replacement	Bridge Replacement	City of Spartanburg	215,000.00	215,000.00	215,000.00	-
14010 6289	Cambridge Drive Hydrology Study by FEMA	Hydrology study	Spartanburg County	30,000.00	24,400.00	15,700.00	5,600.00
14011 S41	Improve Intersection on North Blackstock	Intersection Improvements	Spartanburg County	520,047.12	247,541.22	202,066.56	272,505.90
14013 Various	Municipal Resurfacing	Resurface roadways	Spartanburg County	144,806.79	144,806.79	117,244.44	-
14014 Various	Spartanburg County Resurfacing	Resurface roadways	Spartanburg County	1,646,654.51	1,646,654.51	634,980.68	-
14015 221	Repair Drainage on Alabama Avenue	Install piping to correct drainage	Spartanburg County	25,116.00	25,116.00	21,896.00	-
14019 Various	Municipal Resurfacing City of Spartanburg	Resurface streets in City of Spartanburg	City of Spartanburg	350,000.00	350,000.00	350,000.00	-
15004 Various	County Pavement Management Program/Match	County pavement management program	Spartanburg County	150,000.00	150,000.00	150,000.00	-
15006 11366	Phase 1 of 4th Street Widening	Engineering, ROW and 1st stage of construction	Spartanburg County	700,000.00	60,103.06	60,103.06	639,896.94
15010 Various	City of Spartanburg Resurfacing	Resurface roadways	City of Spartanburg	350,000.00	-	-	350,000.00
15011 Various	Spartanburg County Resurfacing	Resurface roadways	Spartanburg County	1,676,078.00	1,398,696.47	1,398,696.47	277,381.53
15012 Various	Municipal Resurfacing	Resurface roadways	Spartanburg County	176,918.00	112,650.20	112,650.20	64,267.80
15016	Closing off north end of Vineyard Road	Improvements	Spartanburg County	9,126.00	-	-	9,126.00

TOTALS: \$ 8,124,395.81 \$ 8,055,061.91 \$ 4,605,625.39 \$ 2,069,333.90

EXPENDITURES FOR LOCAL PROJECTS AS PERCENT OF TOTAL INCOME = 60.5%


**STATE ROAD PROJECTS**

ROAD - ROUTE	PROJECT DESCRIPTION	WORK TYPE	RESPONSIBLE AGENCY	BUDGET	EXPENDITURES	CURRENT FISCAL YEAR EXPENDITURES	REMAINING BUDGET
07022 Various	Sidewalk Installation in Pacolet	Sidewalks	Town	87,885.00	32,100.00	-	35,885.00
10027 SC 9	Hwy 9 Roadside Improvements & Signage	Roadside Improvements and Welcome Sign	Boiling Springs Beautification Committee	13,743.00	-	-	13,743.00
12005 S31 @ 1938	Cannons Campground Road Turning Lanes	Construct Turning Lanes	Spartanburg County	158,835.08	38,785.08	8,759.36	120,050.00
12018 SC 150 & Sunny Acres Road	Pacolet River Gateway Roundabout	Construct Roundabout	SCDOT	40,380.00	-	-	40,380.00
13010	Connect Pacolet Gate River Walk with Road	Connect Pacolet River Walk with Road Construction	Town of Pacolet	287,000.00	-	-	287,000.00
13020 Town of Reidville	Placement of Wayfinding & Historical Signage	Placement of Wayfinding & Historical Signs	Town of Reidville	14,000.00	-	-	14,000.00
14013 Various	Municipal Resurfacing	Resurface roadways	Spartanburg County	40,003.12	40,003.12	40,003.12	-
14018 S1258 & S1259	Demolish/Construct Sidewalk	Demolish and reconstruct sidewalk	City of Spartanburg	47,802.80	-	-	47,802.80
14020 S845	Resurface Underpasses and Drainage Repair	Resurface two underpasses and correct storm drainage	SCDOT & Spartanburg County	30,875.00	30,875.00	30,875.00	-
14021 Various	Install Street & Welcome Signage	Install street signs and Welcome signs	Town of Cowpens	11,408.82	5,553.82	5,553.82	5,855.00
15002 Intersection of 585 & I-85	Fabricate & Placement of Dedicated Signage	Fabricate and placement of dedicated signage	SCDOT	250.00	250.00	250.00	-
15003 S 484, S390 & Municipal St	Install Traffic Signal & Sidewalk Improvements	Install traffic signal & sidewalk improvements	City of Spartanburg, Spartanburg County, & SCDOT	107,128.41	107,128.41	107,128.41	-
15005 S 843 Ganoble Road	Reconstruct Roadway for Economic Development	Reconstruct roadway for economic development	Spartanburg County	50,000.00	-	-	50,000.00
15007 Lake Forest Drive and Courler Place	Storm Drain Improvements	Replace complete storm drain	Spartanburg County	98,000.00	21,727.82	21,727.82	74,272.18
15008 US Highway 221	Project Emerald	Road Improvements for Economic Development	Spartanburg County	250,000.00	-	-	250,000.00
15009 Highway 178	Install Traffic Signal @ North Spartanburg Fire Department	Install Signal	SCDOT	58,250.00	-	-	58,250.00
15012 Various	Municipal Resurfacing	Resurface roadways	Spartanburg County	133,972.75	133,972.75	133,972.75	-
15013 Gane Dr (S-223) & Allen Street (S-556)	SCDOT Resurfacing	Resurface roadways	SCDOT	888,000.00	888,000.00	888,000.00	-
15014 S41	North Blackstock @ Falling Creek Intersection	Intersection Improvements	SCDOT	800,000.00	800,000.00	800,000.00	-
15015 S217	Little Mountain Road	Resurfacing	SCDOT	1,000,000.00	1,000,000.00	1,000,000.00	-

TOTALS: \$ 3,897,189.96 \$ 2,898,193.98 \$ 2,836,068.28 \$ 984,995.98

EXPENDITURES FOR STATE PROJECTS AS PERCENT OF TOTAL INCOME = 55.7%

CTC Chairman:



(Signature)

Date:

9/19/15

Sumter County ANNUAL C FUND REPORT  
JULY 1, 2014 - JUNE 30, 2015

**INCOME AND EXPENSES**

Balance of Funds as of July 1, 2014	1,973,894.84
-------------------------------------	--------------

Income:

Funds Received for Period July 1, 2014 through June 30, 2015	2,052,278.90	
Interest Earned for Period July 1, 2014 through June 30, 2015	0.00	
Total Income		2,052,278.90

Expenses:

Administrative Expenses	0.00	
Local Paving Project Expenditures	302,608.33	
State Road Project Expenditures	513,117.18	
State Road Match Expenditures		
Total Expenditures		815,725.51

Balance of Funds as of June 30, 2015	3,210,448.23
--------------------------------------	--------------

**FUNDING COMMITMENTS**

Local Paving Projects	103,750.00	
State Road Projects		
State Road Match Projects		
Total Committed Funds		103,750.00
Total Uncommitted Funds Available for New Projects		3,106,698.23

# Sumter FY15 CTC Annual Report

## LOCAL ROAD PROJECTS

LOCAL ROUTE	PROJECT DESCRIPTION	WORK TYPE	RESPONSIBLE AGENCY	BUDGET	TOTAL EXPENDITURES	CURRENT EXPENDITURES	REMAINING BUDGET
	Advertisement in local paper - "The Item" for City Roads - CFunds	Advertisement	City of Sumter	\$ 23.86	\$ 23.86	\$ 23.86	\$ -
	Buckhorn Road, Burnt Gin Road, Furman Cove, McCrays Mill Road, Rockdale Blvd, Sally Street, Sandra Court, Wedgelake Drive	Grade, Drain, Pave	Sumter County	\$ 1,577,715.17	\$ 297,584.47	\$ 297,584.47	\$ -
	Pearce Subdivision - drainage study	Engineering	Sumter County	\$ 5,000.00	\$ 5,000.00	\$ 5,000.00	\$ -
	Newman Street Storm Drain Replacement	Replace Storm Drain	City of Sumter	\$ 103,750.00	\$ -	\$ -	\$ 103,750.00
Totals for Local Paving Projects				\$ 1,686,489.03	\$ 302,608.33	\$ 302,608.33	\$ 103,750.00

EXPENDITURES FOR LOCAL PAVING PROJECTS AS PERCENT OF TOTAL INCOME=

14.74%

## STATE ROAD PROJECTS


ROAD ROUTE	PROJECT DESCRIPTION	WORK TYPE	RESPONSIBLE AGENCY	BUDGET	TOTAL EXPENDITURES	CURRENT EXPENDITURES	REMAINING BUDGET
	White Street, Shire Street, Highland Avenue, Carl Avenue, Andrena Drive, Woodcrest Street, Palmetto Street, Chappell Street, Chappell Court, Monroe Street, Fort Street, White Oak Park	Resurface	City of Sumter	\$489,064.85	\$ 489,064.85	\$ 489,064.85	\$ -
	Kingsbury Road	Resurface & Guardrail	City of Sumter	\$24,023.47	\$ 24,023.47	\$ 24,023.47	\$ -
	Advertisement in local paper - "The Item" for State Roads - CFunds	Resurface	City of Sumter	\$28.86	\$ 28.86	\$ 28.86	\$ -
Totals for State Paving Projects				\$513,117.18	\$ 513,117.18	\$ 513,117.18	\$ -

EXPENDITURES FOR STATE PAVING PROJECTS AS PERCENT OF TOTAL INCOME=

25.00%

CTC Chairman:

CTC Date:

  
9-29-15

York County Annual C Fund Report

July 1, 2014 - June 30, 2015

Report Date = September 23, 2015

**INCOME AND EXPENSES**

Balance of Funds as of July 1, 2014

Income:

Funds Received for Period July 1, 2014 through June 30, 2015

Interest Earned for Period July 1, 2014 through June 30, 2015

East York Industrial - Genthe Court

DOT Project Funds Returned - Projects under Budget

Total Income

Expenses:

Administrative Expenses

Local Road Project Expenditures

State Road Project Expenditures

State Road Match Expenditures

Total Expenditures

Balance of Funds as of June 30, 2015

**FUNDING COMMITMENTS**

Local Paving Projects

State Road Projects

State Road Match Projects

Total Committed Funds

Total Uncommitted Funds Available for New Projects

\$ 12,603,238.96

\$ 4,871,486.24

\$ 42,690.52

\$ 20,000.00

\$ 13,250.01

\$ 4,947,426.77

\$ 1,123,652.73

\$ 3,297,121.21

\$0.00

\$ 4,420,773.94

\$ 13,129,891.79

\$ 4,509,946.38

\$ 6,362,151.90

\$0.00

\$ 10,872,098.28

\$ 2,257,793.51

# LOCAL PAVING PROJECTS

Local Route	Approval Year	Project Description	Work Type	Responsible Agency	Budget	Total Expenditures	Current Fiscal Year Expenditures	Remaining Budget
Moss Lake Drive, Tanners Road, Dove Hill Lane, Naeley Road, Humphries Road, Mason Montgomery Road, Bonner Horton Road, Wilson Chappell Road, Lind Haret Lane, Lilac Drive, Canadian Drive, Canipe Road	2013-2014	CF 13-14 PW Calcium Chloride Project	Calcium Chloride	York County (PW)	\$ 12,040.56	\$ 11,220.58	\$ 11,220.58	\$ 819.98
District 2 Roads, District 3 Roads, District 5 Roads & Gibson Street	2014-2015	CF 14-15 PW Calcium Chloride Project	Calcium Chloride	York County (PW)	\$ 18,950.73	\$ 18,950.73	\$ 18,950.73	\$ -
Barnette Road	2012-2013	CF 12-13 PW	Paving	York County (PW)	\$ 1,849.93	\$ 1,849.93	\$ 1,849.93	\$ -
Rainey Park Asphalt Trail	2013-2014	CF 13-14 PW	Paving	York County (PW)	\$ 34,070.61	\$ 34,070.61	\$ 34,070.61	\$ -
Seaside Drive	2009-2020	CF 09-10 EN	Paving	York County (EN)	\$ 14,404.00	\$ -	\$ -	\$ 14,404.00
Evergreen Road	2012-2013	CF 12-13 EN	Resurfacing	York County (EN)	\$ 100,000.00	\$ -	\$ -	\$ 100,000.00
Blowing Rock, Crown Ridge, Glenview Street, Doe Ridge Road, AD Jones, Starlight Drive, Regent Parkway	2013-2014	CF 13-14 EN Resurfacing	Resurfacing	York County (EN)	\$ 413,911.00	\$ 12,222.90	\$ 12,222.90	\$ 401,688.10
Voyager Road, McCorkle Street, Hoodtown Road, Porter Hill Lane, Old Depot Road, Taylor's Creek Road, Cypress Road, Beaver Creek Trail, Purgatory Ridge, Fairway Road, Pittman Lane, Brookline Road	2012-2013	CF 12-13 EN Gravel Road Paving	Paving	York County (EN)	\$ 49,825.17	\$ 49,825.17	\$ 49,825.17	\$ -
	2013-2014	CF 13-14 EN Gravel Road Paving	Paving	York County (EN)	\$ 318,000.00	\$ 381.90	\$ 381.90	\$ 317,618.10
Rinaldo Road, Sheffield Drive, Fleetwood Road, Erby Road, Qinda Street	2014-2015	CF 14-15 EN Gravel Road Paving	Paving	York County (EN)	\$ 625,950.00	\$ -	\$ -	\$ 625,950.00
S. Jones Street, S. Confederate Street, Wilson Street, Ghent Court, Steeplechase Drive, Cedar Street, Deas Street	2011-2012	CF 11-12 RH Resurfacing	Resurfacing	City of Rock Hill (RH)	\$ 606,760.79	\$ 606,760.79	\$ 131,363.90	\$ 0.97
Pendleton Street, Arlington Avenue, Glenn Street, Hagin Street, Fieldcrest Circle, Summers Glen, Aldersgate Road, Hill Top Road, Cetawba Avenue	2012-2013	CF 12-13 RH Resurfacing	Resurfacing	City of Rock Hill (RH)	\$ 602,963.55	\$ 482,845.56	\$ 482,845.56	\$ 139,646.66
Pelham Wood Drive, Chelveston Drive, Bremfield Drive, Drexelwood Drive, Brooklines Court, Arbor View Drive	2013-2014	CF 13-14 RH Resurfacing	Resurfacing	City of Rock Hill (RH)	\$ 423,088.20	\$ -	\$ -	\$ 423,088.20
Tana Teo Circle, Mai Kai Way, Palmyra Drive, Haroo Court, Molokai Drive, Tega City Crosswalks	2013-2014	CF 13-14 TC Resurfacing	Resurfacing	City of Tega Cay (TC)	\$ 381,200.45	\$ 380,920.45	\$ 380,920.45	\$ 280.00
Silver Fox, Kilridge Bay Lane, Tulagi Court, Spanish Wells, Heron Run	2014-2015	CF 14-15 TC Resurfacing	Resurfacing	City of Tega Cay (TC)	\$ 283,240.00	\$ -	\$ -	\$ 283,240.00
Inman Cross Road, Watson Street, Edgewater Way, Leeward Lane, Hollyhurst Lane, Monticello Drive, Ashford Way, Braxham Place, South Atlantic Drive	2014-2015	CF 14-15 EN Resurfacing	Resurfacing	York County (EN)	\$ 631,673.00			\$ 631,673.00
Arrow Road Realignment	2014-2015	CF 14-15 ED	Road Improvements	York County (EN)	\$ 765,321.00	\$ -	\$ -	\$ 765,321.00
East York Industrial - Genete Court	2014-2015	CF 14-15 ED	Road Improvements	York County (EN)	\$ 50,000.00	\$ -	\$ -	\$ 50,000.00
Waterford	2014-2015	CF 14-15 ED	Road Improvements	York County (EN)	\$ 332,473.00	\$ -	\$ -	\$ 332,473.00
Locking Glass Lane, Chatham Avenue, Mallard Head Drive, Cape Cod Way, Nantucket Way, Sheheen Street	2014-2015	CF 14-15 RH Resurfacing	Resurfacing	City of Rock Hill (RH)	\$ 423,733.37	\$ -	\$ -	\$ 423,733.37
TOTALS					\$ 6,089,466.36	\$ 1,568,878.31	\$ 1,123,652.73	\$ 4,509,946.38

EXPENDITURES FOR LOCAL PAVING PROJECTS AS PERCENT OF TOTAL INCOME =

22.71%

# State Paving Projects

Road-Route		Project Description	Work Type	Responsible Agency	Budget	Expenditures	Current Fiscal Year Expenditures	Remaining Budget
Hubert Graham Parkway	2006-2007	CF 06-07 SC	Match Improvements	SCDOT	\$ 91,605.00	\$ -	\$ -	\$ 91,605.00
Holbrook Road	2012-2013	CF 12-13 SC	Resurfacing	SCDOT	\$ 360,000.00	\$ -	\$ -	\$ 360,000.00
Banks Street	2012-2013	CF 12-13 SC	Resurfacing	SCDOT	\$ 400,000.00	\$ -	\$ -	\$ 400,000.00
Heddie Boulevard	2010-2011		Sidewalk	SCDOT	\$ 18,000.00	\$ -	\$ -	\$ 18,000.00
Heddie Boulevard	2010-2011		Air Quality Study	SCDOT	\$ 7,000.00	\$ -	\$ -	\$ 7,000.00
Sutton Road Sidewalk	2014-2015		Resurfacing	SCDOT	\$ 46,000.00	\$ 46,000.00	\$ 46,000.00	\$ 1.00
Rich Street, Marshall Street, Glenn Street, Downey Street, Montclair Drive, Linwood Street, Sandy Court, Culp Street, Gyan Avenue, Adkins Avenue, Deus Street	2011-2012	CF 11-12 RH	Resurfacing	City of Rock Hill	\$ 52,448.44	\$ 52,448.44	\$ 52,448.44	\$ -
Grier Street, Stadium Street, Hayle Street, Taylor Street, Blake Street, Timber Lane, Fairway Circle Bynum Street, Cummings Street, Maple Street, Smith Street, Gobys Street, Lakeview Drive, Timberlake Drive, Cherokee Avenue	2012-2013	CF 12-13 RH Resurfacing	Resurfacing	City of Rock Hill	\$ 903,509.97	\$ 734,642.20	\$ 734,642.20	\$ 174,349.51
Nims Lake Drive and Kings Court	2014-2015	CF 14-15 EN Resurfacing	Resurfacing	York County (EN)	\$ 255,000.00	\$ -	\$ -	\$ 255,000.00
Berrywood Lane, Nottingham Drive, Maiden Lane, Aspen Lane, Moss Street, Robin Lane, Cricket Run, Idlewild Drive, Stonewall Court, Forest Drive, Bynum Avenue, Calhoun Street, Morningside Drive, Benson, Juniper-Ferguson, Grayson Road, Winterberry Road, Oak Street Cherry Street, Fairfield, Lauren Street, Broad Street	2014 - 2015	CF 14-15 SC Resurfacing	Resurfacing	SCDOT	\$ 2,603,915.20	\$ -	\$ -	\$ 2,603,915.20
Green Street, Spruce Street, Blackburn Street, Rabbit Run, Creekwood Drive, Benfield Avenue	2013-2014	CF 13-14 EN Resurfacing	Resurfacing	York County (EN)	\$ 632,150.20	\$ -	\$ -	\$ 632,150.20
Elm Street, Hampshire Lane, Little Mountain Road, Parkview Street, Ole Cambridge Circle, Railroad Avenue, Schuyler Avenue, Flint Street, Barnes Street, Hampton Ridge Road, Springdale Road, Woodhaven Road, Still Avenue	2013-2014	CF 13-14 SC Resurfacing	Resurfacing	SCDOT	\$ 2,455,497.10	\$ 2,364,366.14	\$ 2,364,366.14	\$ 92,130.96
Ozech Jenkins Memorial Signage	2014-2015	CF 14-15 SC	Signage	SCDOT	\$ 500.00	\$ 500.00	\$ 500.00	\$ -
Town of Sharon Sidewalk	2014-2015	CF 14-15 EN	Sidewalk	York County (EN)	\$ 100,000.00	\$ -	\$ -	\$ 100,000.00
Hickory Grove Sidewalk Project	2012-2013	CF 12-13 EN	Sidewalk	York County (EN)	\$ 99,164.43	\$ 99,164.43	\$ 99,164.43	\$ -
Paradise Community Improvement Project	2013-2014	CF 13-14 AD	Water, Sidewalk, roadway & curb	SCDOT	\$ 75,000.00	\$ -	\$ -	\$ 75,000.00
ARVA	2014-2015	CF 14-15 ED			\$ 78,000.00	\$ -	\$ -	\$ 78,000.00
Kingsley Park	2014-2015	CF 14-15 ED			\$ 475,000.00	\$ -	\$ -	\$ 475,000.00
Allison Creek Industrial Park	2011-2012	CF 11-12 ED	Roadway Improvements		\$ 750,000.00	\$ -	\$ -	\$ 750,000.00
Project Orange - Shutterfly	2012-2013	CF 12-13 ED	Roadway Improvements	York County	\$ 250,000.00	\$ -	\$ -	\$ 250,000.00

TOTALS \$ 9,653,790.34 \$ 3,297,121.21 \$ 3,297,121.21 \$ 6,356,669.13  
EXPENDITURES FOR STATE ROAD PAVING PROJECTS AS PERCENT OF TOTAL INCOME = 66.64%

TOTALS \$ 15,748,256.70 \$ 4,865,989.52 \$ 4,820,773.94 \$ 10,872,098.28  
EXPENDITURES FOR STATE ROAD PROJECTS AND MATCH PROJECTS IN EXCESS OF MATCH AMOUNT AS PERCENT OF TOTAL INCOME = 0.00%

CTC CHAIRMAN

DATE:

September 28, 2015