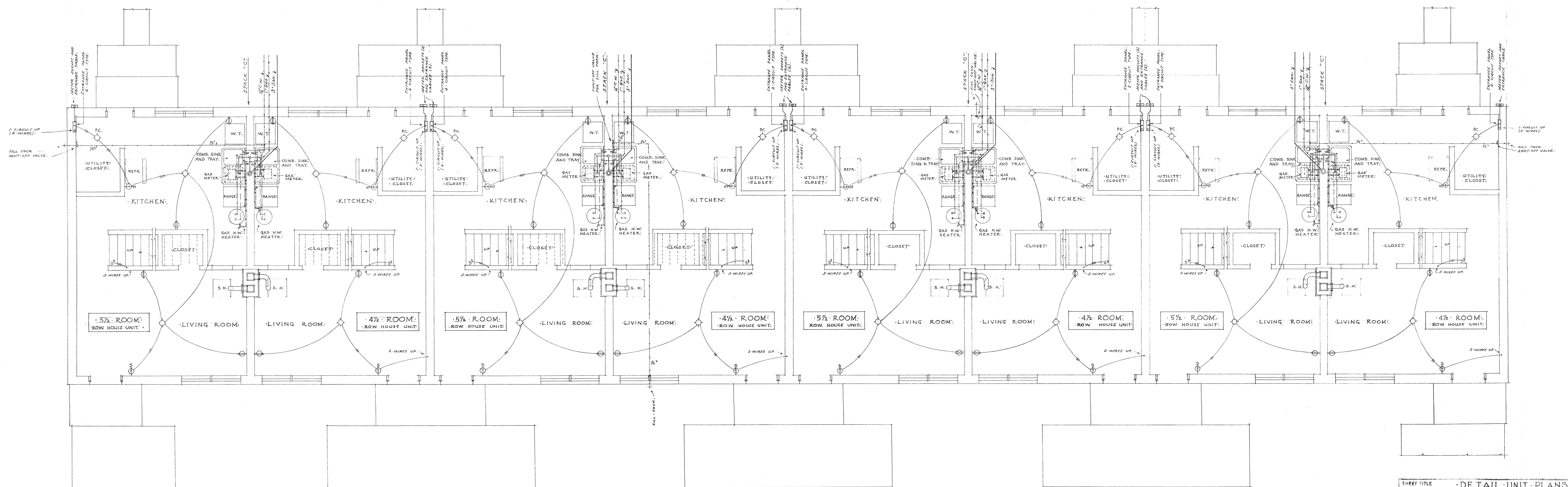
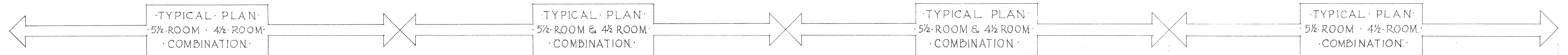


ELECTRICAL NOTES
SEE SITE PLAN OF ELECTRICAL DIST.
POSITION FOR SERVICE BOXES TO EACH
BUILDING AND POINT OF ATTACHMENT.

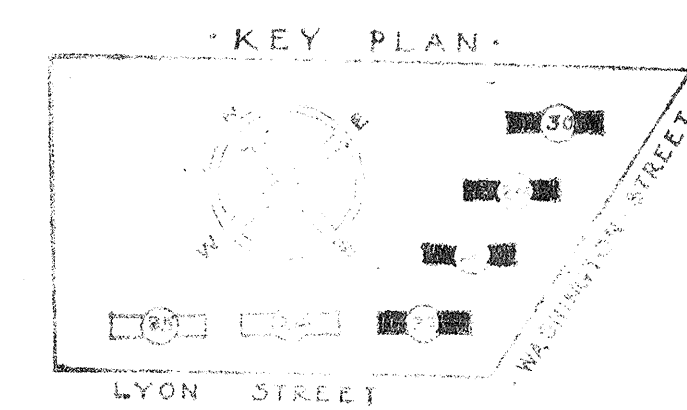
SECOND FLOOR PLAN
SCALE: 1/4" = 1'-0"



NOTE: SEE 3/4" SCALE DETAILED DRAWINGS
SHOWING TYPICAL PLUMBING DETAIL OF 4 1/2
AND 5 1/2 ROOM ROW HOUSE UNITS.

FIRST FLOOR PLAN
SCALE: 1/4" = 1'-0"

OFFICE OF
JAMES POSEY
CONSULTING ENGINEERS



SHEET TITLE		BUILDINGS NOS 27-28-29-30	
GONZALES OFFICE EXTENSION		LOW RENT HOUSING - ROBERT, COLUMBIA, SC-1A	
DESIGNED BY		JAMES B. POSEY	
CHECKED BY		JAMES B. POSEY	
APPROVED BY		JAMES B. POSEY	
DATE		2-27-37	
SCALE		1/4" = 1'-0"	
SHEET NO.		M	
PROJECT NO.		602	