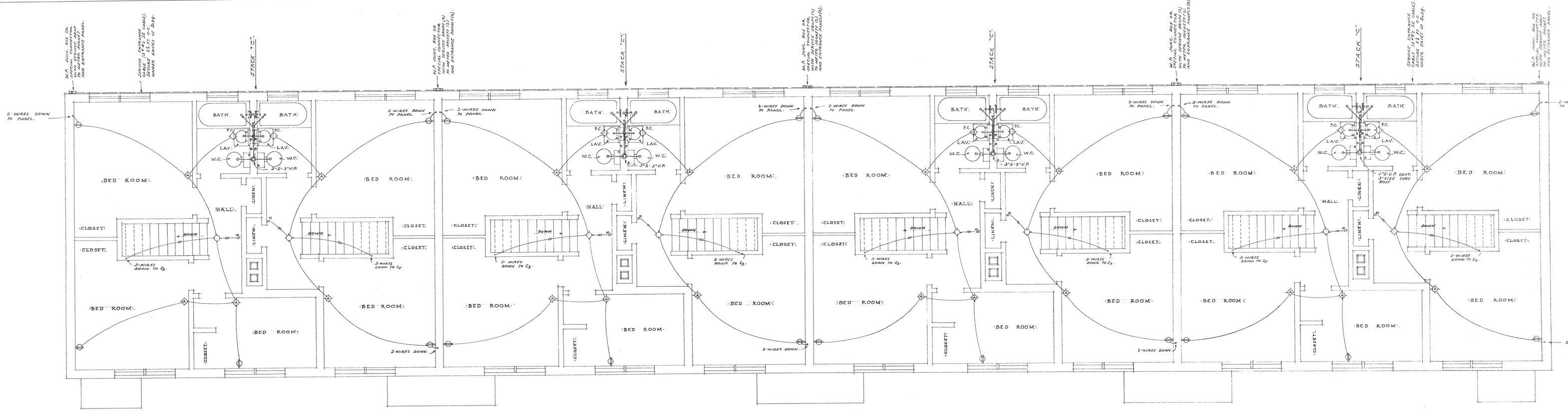

ELECTRICAL NOTES:
SEE SITE PLAN OF ELECTRICAL DISTRIBUTION FOR SERVICE DROP TO EACH BUILDING AND POINT OF ATTACHMENT.

SECOND FLOOR PLAN
SCALE 1/4" = 1'-0"

TYPICAL PLAN 5½ ROOM 4½ ROOM COMBINATION

TYPICAL PLAN 5½ ROOM & 4½ ROOM COMBINATION

TYPICAL PLAN 5½ ROOM & 4½ ROOM COMBINATION

TYPICAL PLAN 5½ ROOM 4½ ROOM COMBINATION

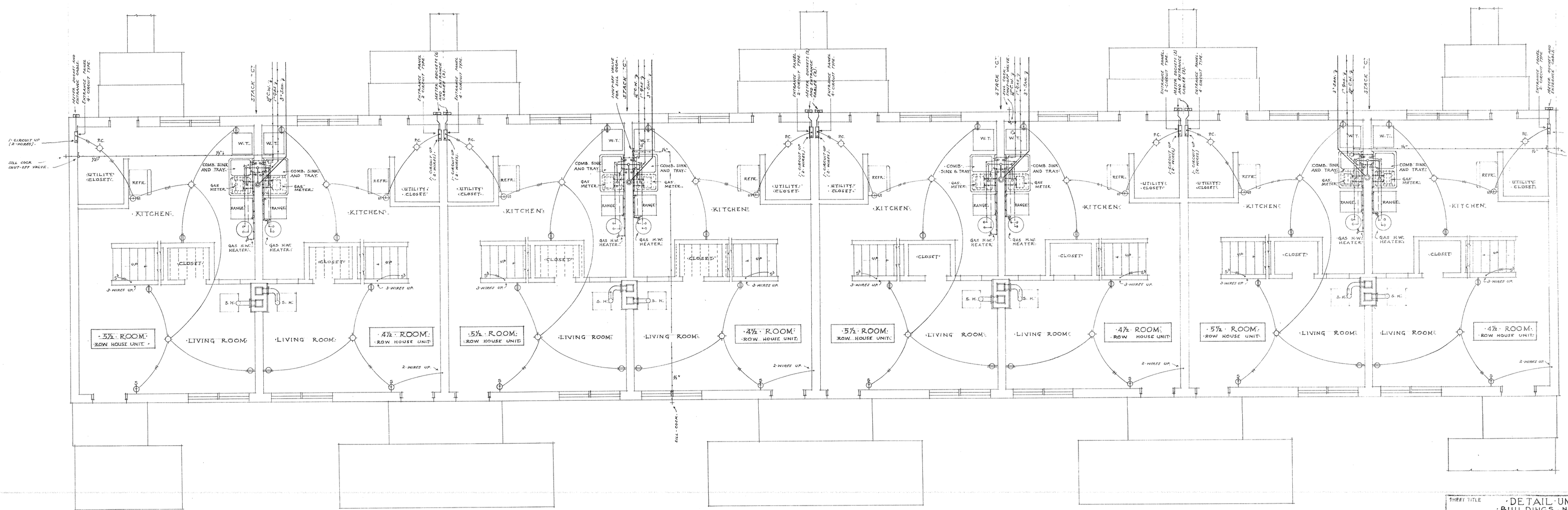

NOTE: SEE 3/4" SCALE DETAILED DRAWINGS SHOWING TYPICAL PLUMBING DETAIL OF 4½ AND 5½ ROOM ROW HOUSE UNITS.

FIRST FLOOR PLAN
SCALE 1/4" = 1'-0"

OFFICE OF
JAMES POSEY
CONSULTING ENGINEERS

KEY PLAN

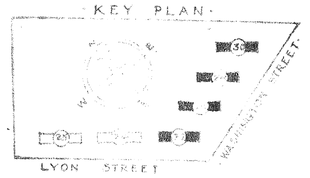

SHEET TITLE: DETAIL UNIT PLANS BUILDINGS NOS 27-28-29-30

COLORADO STATE LAND EXTENSION
LOW RENT HOUSING PROJECT, COLUMBIA, SC-2-1A
PROPOSED BY
THE HOUSING AUTHORITY OF THE CITY OF COLUMBIA, S. C.
CONSULTING ENGINEERS
FEDERAL PUBLIC HOUSING AUTHORITY

SCALE: 1/4" = 1'-0"

SHEET No. M 602

THE HOUSING AUTHORITY OF THE CITY OF COLUMBIA, S. C.
COMMISSIONER
3/27/42
DATE

JAMES B. URQUHART
ARCHITECT
COLUMBIA, S. C.
ARCHITECT
DATE 3-27-42