

South Carolina Department of Transportation



Electronic Toll Collection System & Related Services

For the
Cross Island Parkway Toll Facility
Hilton Head, South Carolina
Contract P.O.# 231709

AS-BUILT DRAWINGS

Final

September 1998

LOCKHEED MARTIN





September 30, 1998

W. L. McIlwain
Deputy Director of Administration
South Carolina Department of Transportation
955 Park Street
P. O. Box 191
Columbia, SC 29202-0191

Re: Contract P.O. # 231709

Dear Mr. W.L. McIlwain,

Subject: As-Built Drawings - Final

This transmittal is to provide the Final As-Built Drawings for the Cross Island Parkway Toll Collection Plaza project.

If you have any questions, please do not hesitate to contact me.

Sincerely,

A handwritten signature in cursive script, reading "J. J. Eden".


J. J. Eden, Project Manager

CC: Frank Tobin
Tom Wright
Girard Andres
Greg Saville
File

Lockheed Martin IMS


AS-BUILT DRAWINGS Final

Prepared by:



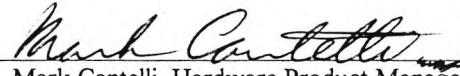
Mary Thomas, Documentation Manager

Approved by:




Greg Saville, Project Lead

Approved by:



Mark Cantelli, Hardware Product Manager


Approved by:



James J. Eden, Assistant Project Manager

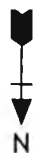
**THIS MATERIAL CONTAINS PROPRIETARY INFORMATION OF LOCKHEED MARTIN IMS.
DISCLOSURE TO OTHERS, USE OR COPYING WITHOUT EXPRESS WRITTEN AUTHORIZATION
OF LOCKHEED MARTIN IMS IS STRICTLY PROHIBITED.
© LOCKHEED MARTIN IMS. UNPUBLISHED WORK. ALL RIGHTS RESERVED.
September 30, 1998.**

LOCKHEED MARTIN
METAIRIE, LA

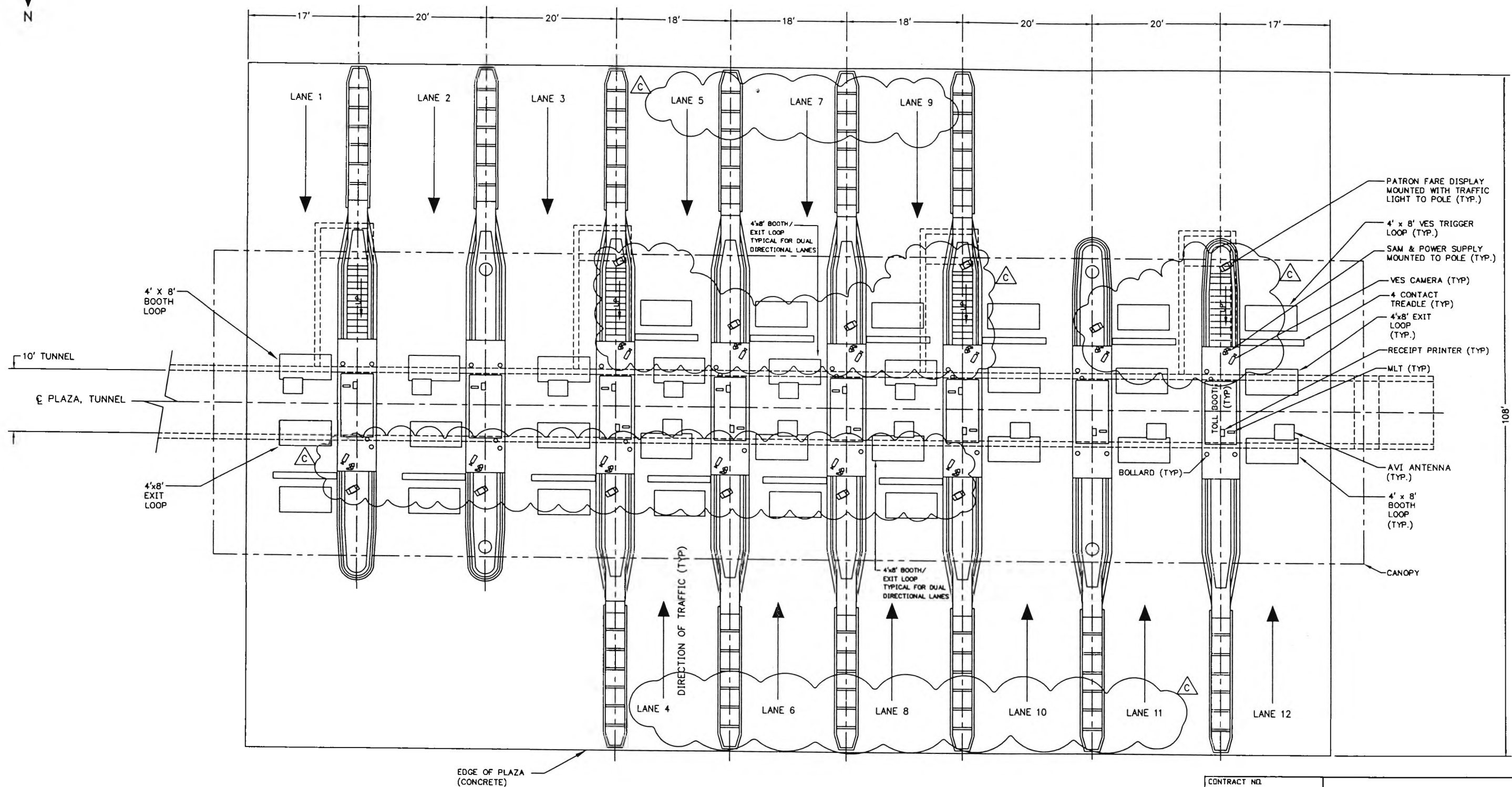


SOUTH CAROLINA DEPARTMENT OF TRANSPORTATION
CROSS ISLAND PARKWAY TOLL PLAZA
HILTON HEAD ISLAND
AUTOMATED TOLL COLLECTION SYSTEM

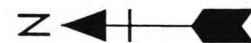
DRAWING #	REV.	DESCRIPTION	DRAWING #	REV.	DESCRIPTION
SC-1	C	PLAN VIEW	SC-25	B	NETWORK RACK CONFIGURATION
SC-2	D	TYPICAL BARRIER LANES EQUIPMENT LAYOUT	SC-26	B	PATRON FARE DISPLAY
SC-3	C	TYPICAL RAMP LANE EQUIPMENT LAYOUT	SC-27A	B	TYPICAL RAMP LANE PLAN VIEW
SC-4	D	TYPICAL BARRIER LANES CONDUIT LAYOUT	SC-27B	B	TYPICAL RAMP LANE CONDUIT LAYOUT
SC-5	B	TYPICAL RAMP LANE CONDUIT LAYOUT	SC-28	B	TYPICAL DFS/TRAFFIC LIGHT STANCHION
SC-6	B	CANOPY FRAMING PLAN	SC-29	B	LOAD CENTER MOUNTING DETAILS
SC-7	D	AVI CONDUIT LAYOUT, SHT. 1 OF 2	SC-30A	B	TUNNEL CONDUIT PLAN
SC-8	D	AVI CONDUIT LAYOUT, SHT. 2 OF 2	SC-30B	B	TUNNEL CONDUIT DETAILS
SC-9	C	TYPICAL LANES & EQUIPMENT ISO VIEW	SC-31	C	TYPICAL PANEL WIRING DIAGRAM
SC-10A		NOT USED	SC-32	C	SSIO-24 DETAILS
SC-10B	C	AVI READER MOUNTING DETAILS	SC-33	B	SAM WIRING DETAILS
SC-10C	B	AVI READER CABINET	SC-34A	B	SERIAL COMMUNICATIONS CABLING DETAILS
SC-11A	B	10'4" CONTACT TREADLE FRAME - NO DRAIN	SC-34B	B	SERIAL COMM. FOR TREADLE
SC-11B	B	TREADLE FRAME INSTALLATION	SC-34C	B	SERIAL COMM. TYPICAL CABLING DETAILS
SC-11C	C	TREADLE FRAME INSTALLATION	SC-35		(NOT USED)
SC-12	B	COMPUTER ROOM ELECTRICAL PLAN	SC-36		(NOT USED)
SC-13	B	CANOPY LIGHT DETAILS, SHT. 1 OF 2	SC-37		(NOT USED)
SC-14	B	CANOPY LIGHT DETAILS, SHT. 2 OF 2			
SC-15	B	ONE-LINE DIAGRAM AND PANEL SCHEDULES			
SC-16	B	VES MOUNTING DETAILS (ISL)			
SC-17A	B	TYPICAL PANEL AND CABINET			
SC-17B	B	PANDUIT & COMPONENT LAYOUT			
SC-18	B	LANE ENCLOSURE LOCATION PLAN			
SC-19	B	LANE ENCLOSURE MOUNTING DETAILS			
SC-20	B	SECURITY CAMERAS-BUILDING & TUNNEL			
SC-21	B	POWER & SYMBOL SCHEDULE (BUILDING & TUNNEL)			
SC-22	B	DATA TERMINALS-BUILDING FLOOR PLAN			
SC-23A	B	SAM MOUNTING POSITION AND DETAILS			
SC-23B	B	SAM DETAILS			
SC-24	B	NETWORK DIAGRAM			



REVISION			
LTR	DESCRIPTION	DATE	APPROVED
A	RELEASE DWG.	5/9/97	MC
B	REMOVE SAM UNITS FROM MAIN PLAZA ISLANDS	1/15/98	MC
C	AS-BUILT	9/16/98	MC

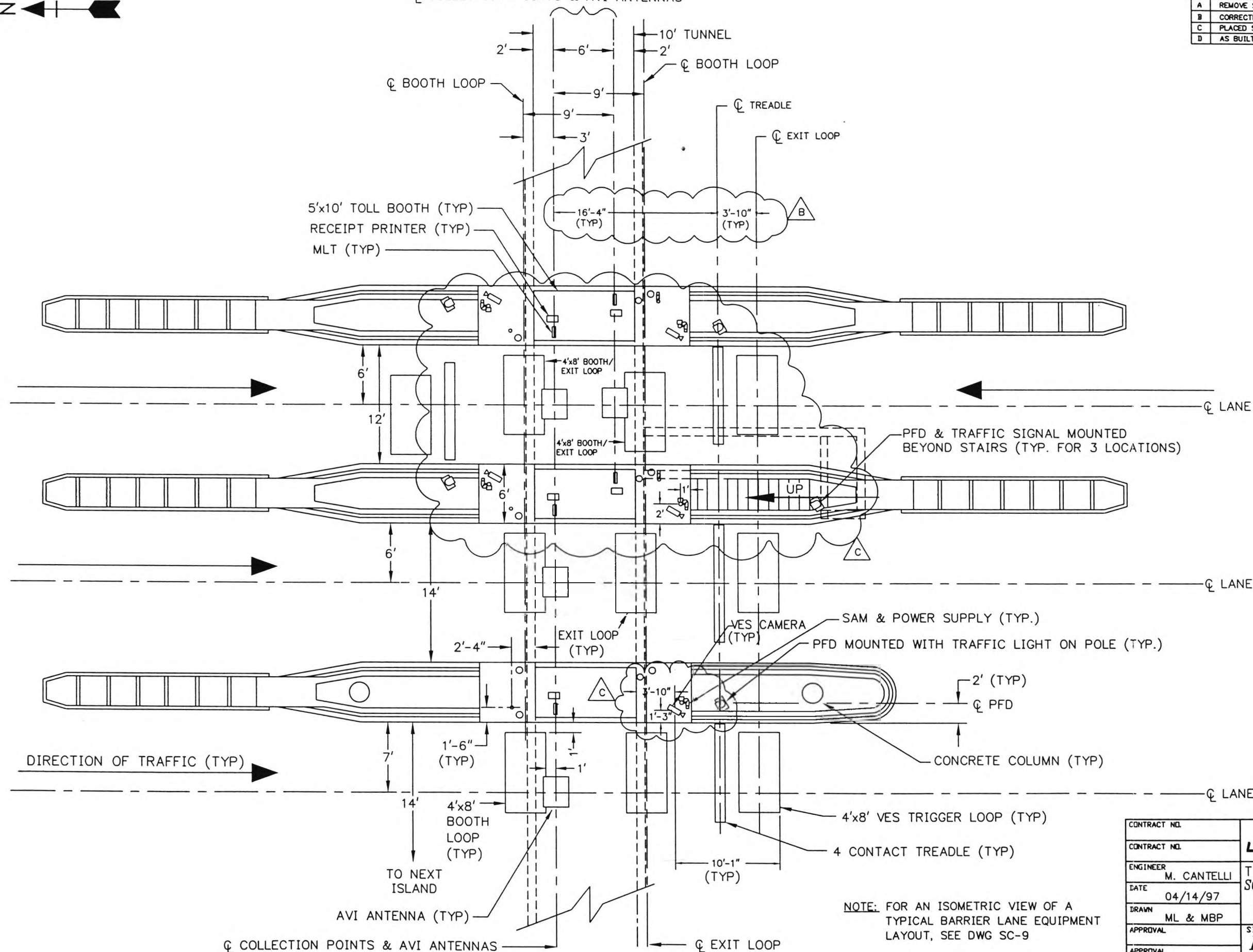


CONTRACT NO.	LOCKHEED MARTIN METAIRIE, LA		
ENGINEER M. CANTELLI			
DATE 04/18/97	TITLE SOUTH CAROLINA DEPT OF TRANSPORTATION CROSS ISLAND PARKWAY TOLL PLAZA PLAN VIEW		
DRAWN RJT			
APPROVAL	SIZE B	DRAWING NO. SC-1	REV C
APPROVAL	SCALE: 1/16"=1'-0" SHEET 1 OF 1		



Q COLLECTION POINTS & AVI ANTENNAS

REVISION			
LTR	DESCRIPTION	DATE	APPROVED
A	REMOVE SAM UNITS	1/23/98	MC
B	CORRECTED DIMENSIONS AS SHOWN	6/17/98	MC
C	PLACED SAM UNITS, MOVED VES CAM & PFD'S	9/17/98	MC
D	AS BUILT	9/24/98	MC

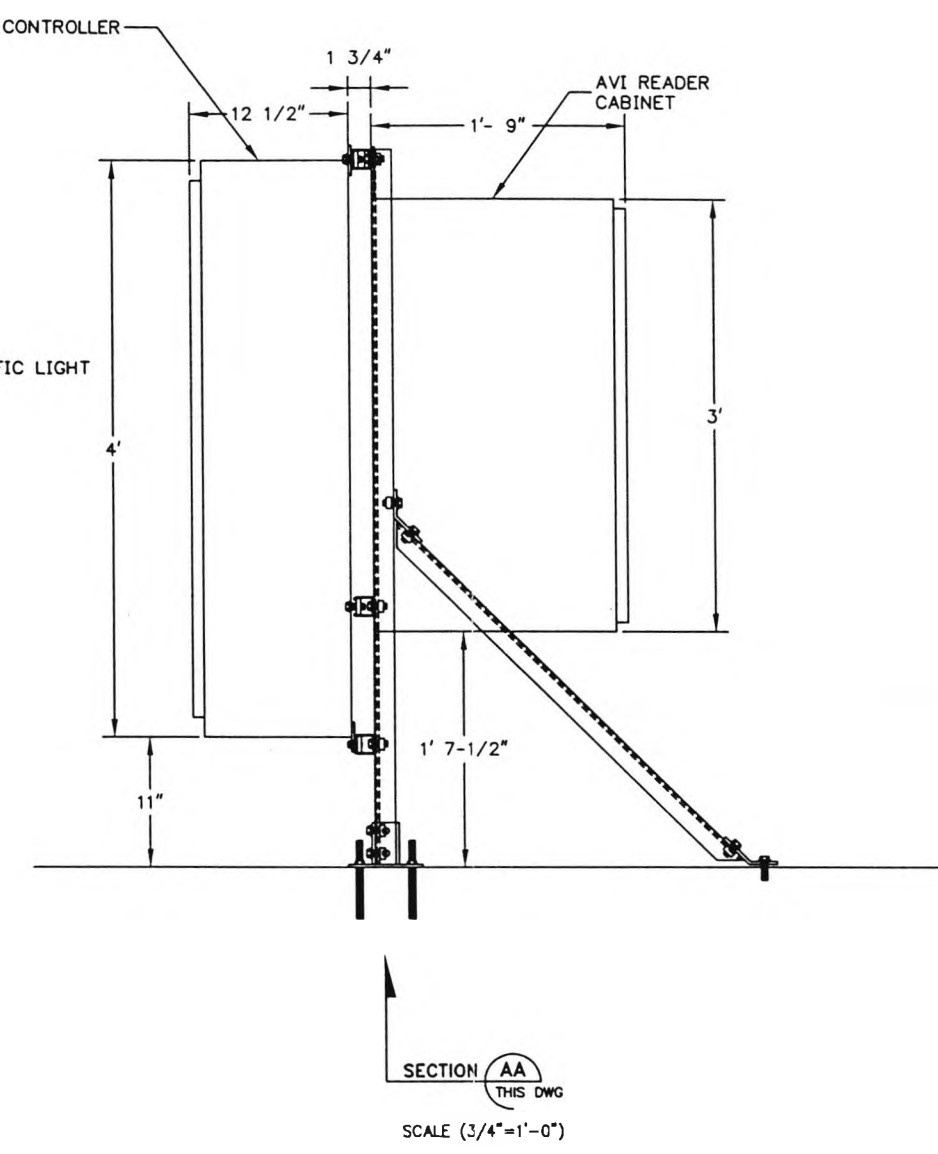
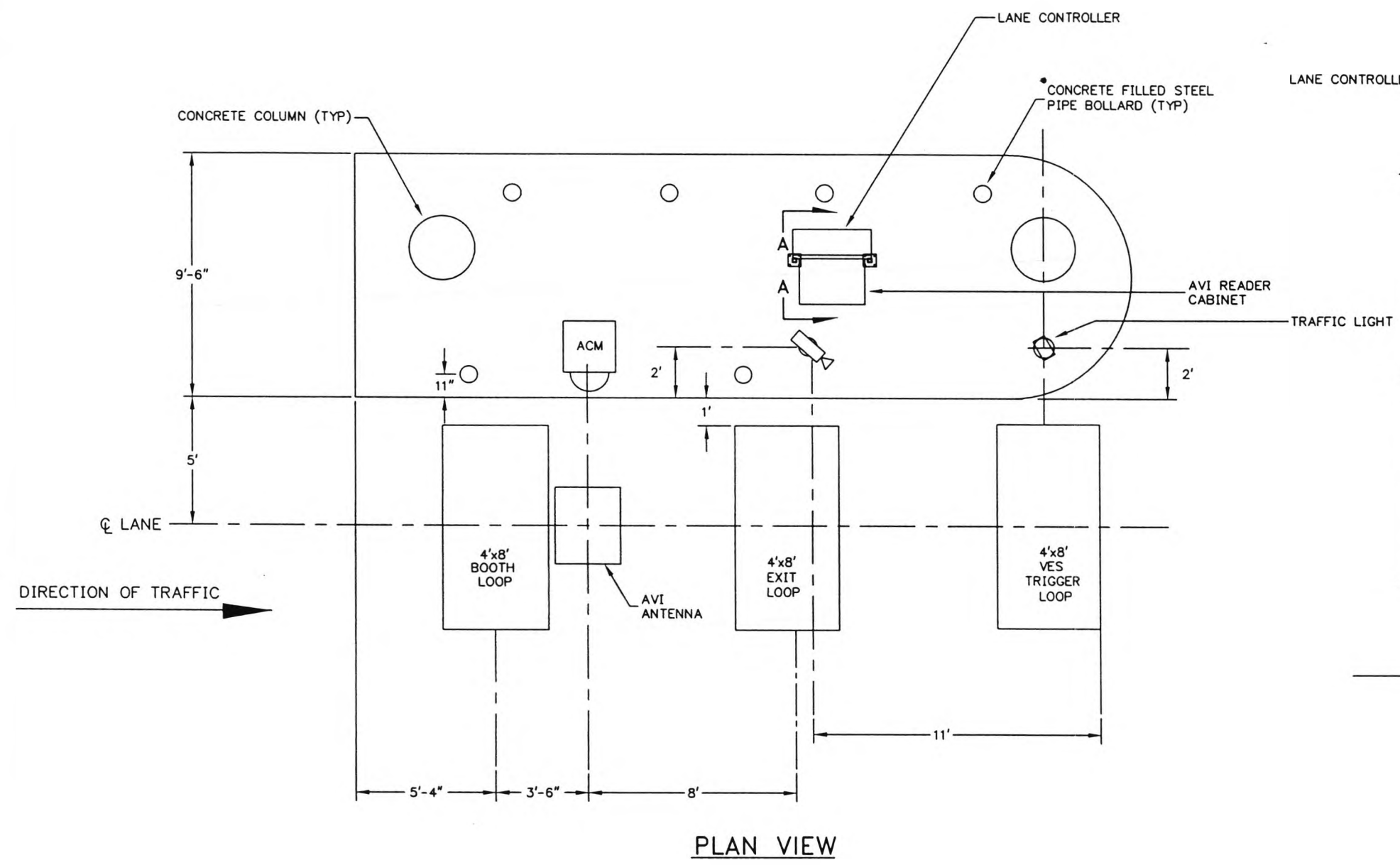


CONTRACT NO.	LOCKHEED MARTIN METALURIE, LA		
ENGINEER			
DATE	M. CANTELLI	TITLE SOUTH CAROLINA DEPT. OF TRANSPORTATION CROSS ISLAND PARKWAY TOLL PLAZA TYP BARRIER LANES EQUIP. LAYOUT	
DRAWN	04/14/97		
APPROVAL	ML & MBP	SIZE	REV
APPROVAL		B	D
		DRAWING NO.	SC-2
		SCALE: 1"=10'-0"	SHEET 1 OF 1

9/24/98

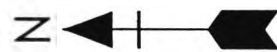
DWG\SC\SC-2rev-d

REVISION			
LTR	DESCRIPTION	DATE	APPROVED
A	RELEASE DWG	08/25/97	MC
B	REMOVED TREADLE	09/21/98	MC
C	AS BUILT	01/14/98	MC



CONTRACT NO.	LOCKHEED MARTIN <small>METairie, LA</small>		
ENGINEER			
DATE	TITLE SOUTH CAROLINA DEPT. OF TRANSPORTATION CROSS ISLAND PARKWAY TOLL PLAZA TYP RAMP LANE EQUIPMENT LAYOUT		
DRAWN			
APPROVAL	SIZE	DRAWING NO.	REV
APPROVAL	B	SC-3	C
SCALE: 3/16"=1'-0"		SHEET 1 OF 1	

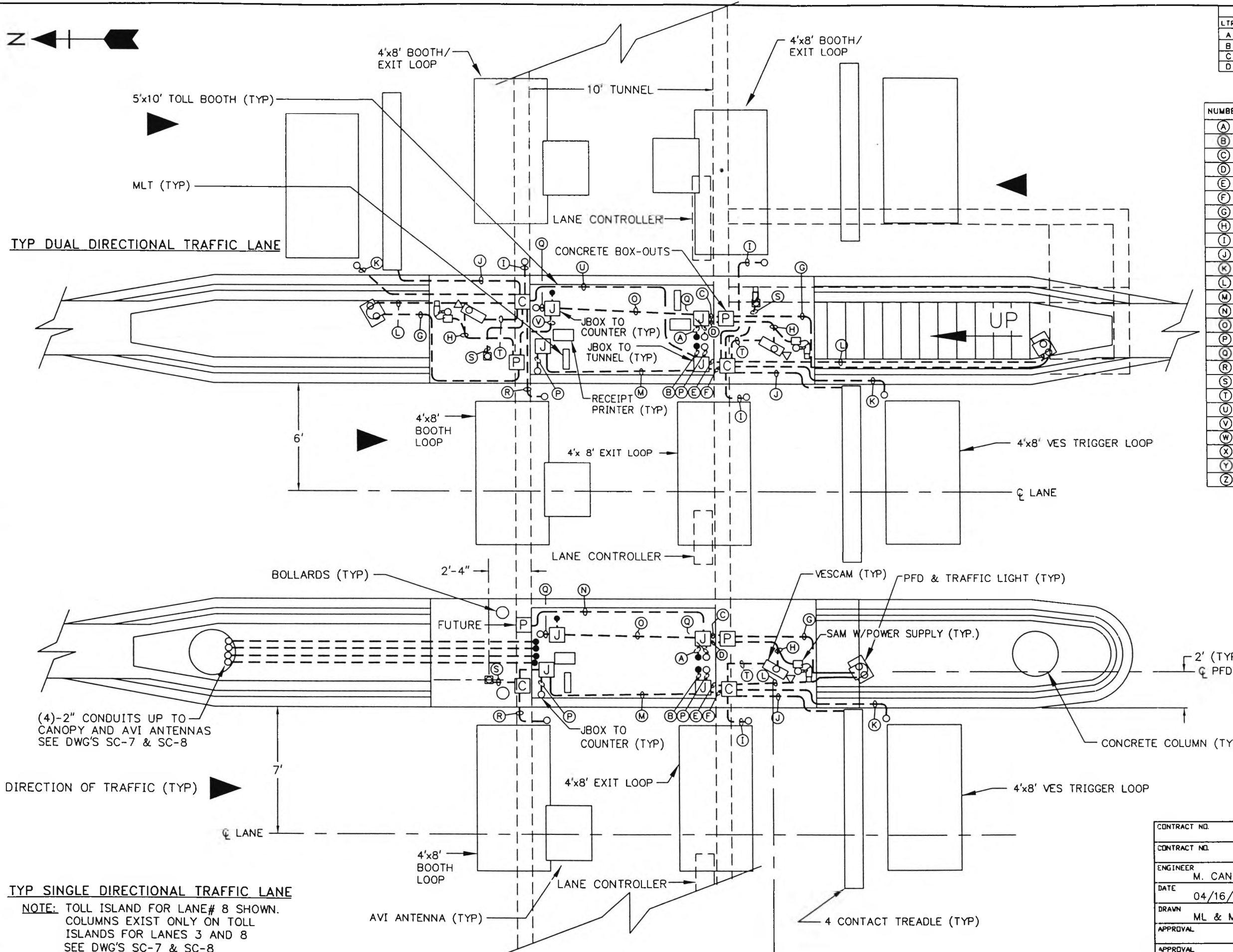
9/24/98 DWG\SC\ASBUILTS\SC-3rev-c



REVISION			
LTR	DESCRIPTION	DATE	APPROVED
A	RELEASED DWG	5/13/97	MC
B	REMOVED SAM UNITS	1/15/98	MC
C	PLACED SAM'S, MOVED VES CAM'S & PFD'S	9/17/98	MC
D	AS BUILT	9/24/98	MC

CONDUIT SCHEDULE

NUMBER	SIZE	PURPOSE
(A)	4"	STUB TO TUNNEL
(B)	4"	STUB TO TUNNEL
(C)	3"	ENTRY TO BOOTH
(D)	3"	ENTRY TO BOOTH
(E)	3"	ENTRY TO BOOTH
(F)	3"	ENTRY TO BOOTH
(G)	1"	TRAFFIC LIGHT CONTROL-PFD POWER
(H)	1"	POWER FOR SAM UNIT AND CAMERA (SPLIT)
(I)	1"	LOOP LEAD IN (EXIT)
(J)	2"	TREADLE LEAD IN
(K)	1"	LOOP LEAD IN (VES)
(L)	3/4"	PFD COMMS
(M)	1"	COUNTER COMMS
(N)	1"	FUTURE POWER
(O)	1"	COUNTER POWER
(P)	1"	MLT/RCT PRT COMMS
(Q)	1"	MLT/RCT PRT POWER
(R)	1"	LOOP LEAD IN (BOOTH)
(S)	3/4"	FUTURE POWER
(T)	3/4"	CAMERA COMMS
(U)	2"	COMMS TO TUNNEL
(V)	1"	POWER TO TUNNEL
(W)	-	-
(X)	-	-
(Y)	-	-
(Z)	-	-



LEGEND:

—	NEW EXPOSED CONDUIT
- - -	NEW UNDERGROUND CONDUIT
○	CONDUIT TURNING UP
●	CONDUIT TURNING DOWN
J	JUNCTION BOX (TYP)
P	CONCRETE BOX OUTS
C	COMMUNICATION

CONTRACT NO.		LOCKHEED MARTIN METairie, LA
ENGINEER	M. CANTELLI	
DATE	04/16/97	TITLE SOUTH CAROLINA DEPT. OF TRANSPORTATION CROSS ISLAND PARKWAY TOLL PLAZA TYP BARRIER LANES CONDUIT LAYOUT
DRAWN	ML & MBP	
APPROVAL		SIZE B
APPROVAL		DRAWING NO. SC-4
		REV D
		SCALE: 3/16"=1'-0"
		SHEET 1 OF 1

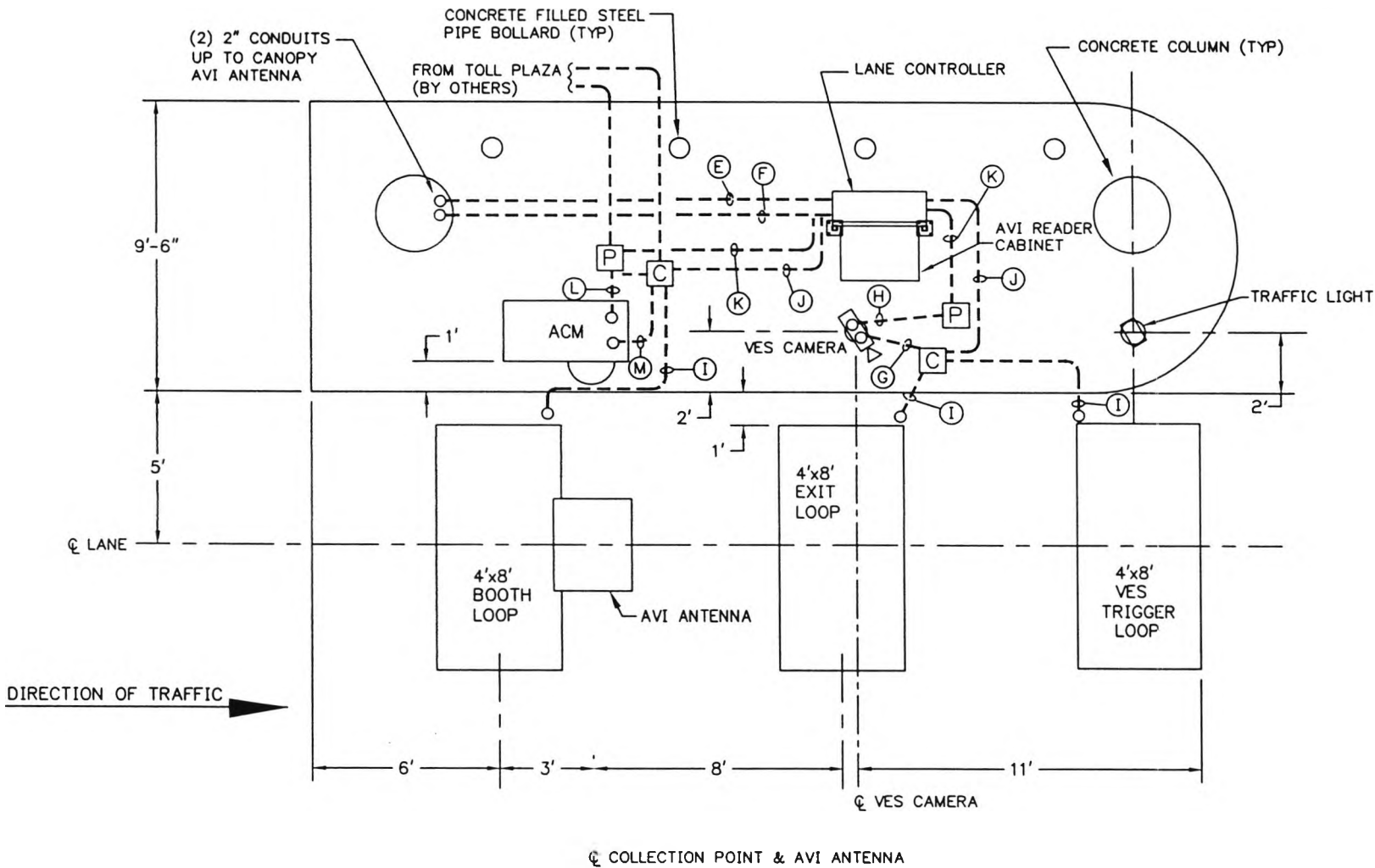
9/24/98

F:\DWG\SC\SC-4Rev-d

REVISION			
LTR	DESCRIPTION	DATE	APPROVED
A	RELEASED DWG	5/05/97	MC
B	AS BUILT	9/21/98	MC

CONDUIT SCHEDULE

NUMBER	SIZE	PURPOSE
(A)	1"	ENCLOSURE POWER
(B)	2"	ENCLOSURE COMMS
(C)	1"	UPS & RAW POWER TO DEVICES
(D)	3"	TOLL LANE COMMS
(E)	2"	TO AVI ANTENNA
(F)	2"	TO AVI ANTENNA SPARE
(G)	1"	CAMERA COMMS
(H)	3/4"	CAMERA POWER
(I)	1"	LOOP LEAD-IN
(J)	3"	COMM CONDUIT
(K)	3"	POWER CONDUIT
(L)	3/4"	ACM POWER
(M)	1"	ACM COMMS

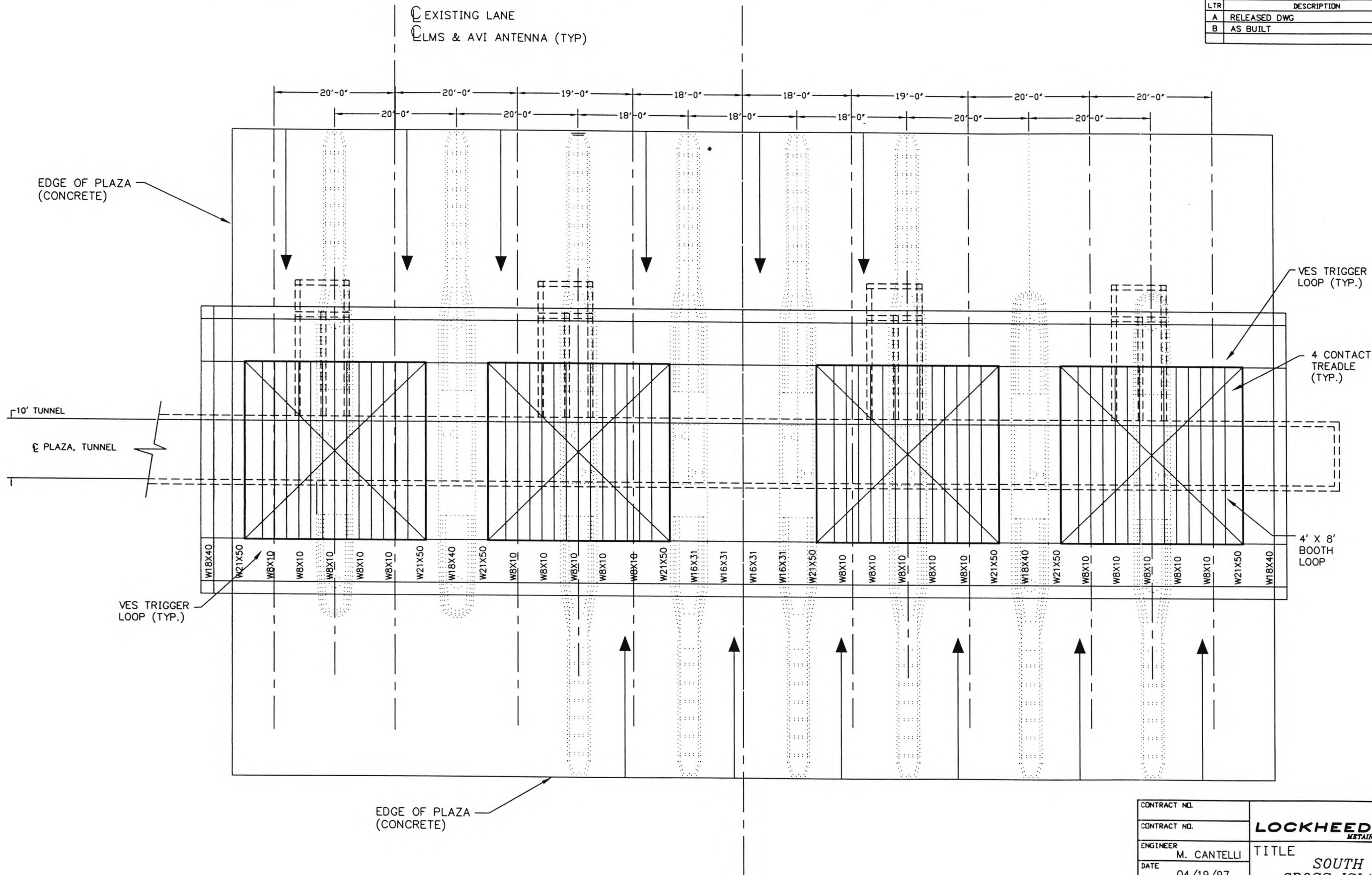


LEGEND:

- NEW EXPOSED CONDUIT
- NEW UNDERGROUND CONDUIT
- CONDUIT TURNING UP
- CONDUIT TURNING DOWN
- [J] JUNCTION BOX (TYP)
- [P] CONCRETE BOX OUTS
- [C] COMMUNICATION

CONTRACT NO.		LOCKHEED MARTIN <small>Metairie, LA</small>	
ENGINEER	M. CANTELLI		
DATE	09/24/98	TITLE SOUTH CAROLINA CROSS ISLAND PARKWAY TOLL PLAZA TYP RAMP LANE CONDUIT LAYOUT	
DRAWN	RBT & MP		
APPROVAL		SIZE B	DRAWING NO. SC-5
APPROVAL		SCALE 3/16"=1'-0"	REV B
		SHEET 1 OF 1	

REVISION			
LTR	DESCRIPTION	DATE	APPROVED
A	RELEASED DWG	4/19/97	MC
B	AS BUILT	9/24/98	MC

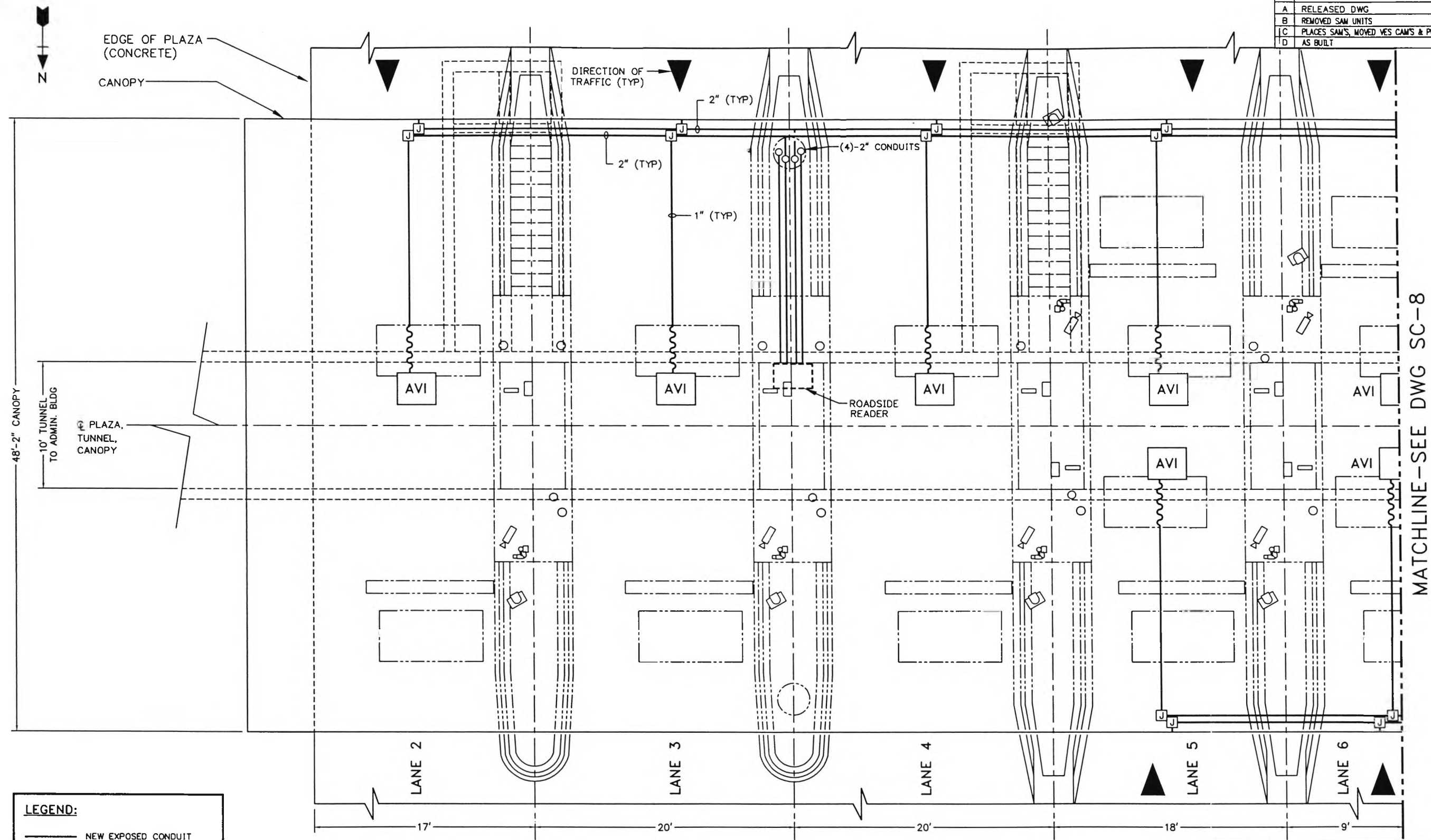


CONTRACT NO.	LOCKHEED MARTIN <small>Metairie, LA</small>		
ENGINEER M. CANTELLI			
DATE 04/19/97	TITLE SOUTH CAROLINA CROSS ISLAND PARKWAY CANOPY FRAMING PLAN		
DRAWN R. THIBODAUX			
APPROVAL	SIZE B	DRAWING NO. SC-6	REV B
APPROVAL	SCALE: 1/16"=1'-0"		SHEET 1 OF 1

9/22/98

DWG\SC\SC-6rev-b

REVISION			
LTR	DESCRIPTION	DATE	APPROVED
A	RELEASED DWG	4/19/97	MC
B	REMOVED SAW UNITS	2/19/98	MC
C	PLACES SAM'S, MOVED VES CAM'S & PFD'S	9/21/98	MC
D	AS BUILT	9/21/98	MC



LEGEND:

—	NEW EXPOSED CONDUIT
- - -	NEW UNDERGROUND CONDUIT
~~~~~	FLEXIBLE CONDUIT
○	CONDUIT TURNING UP
●	CONDUIT TURNING DOWN
J	JUNCTION BOX (TYP)
P	CONCRETE BOX OUTS
C	COMMUNICATION

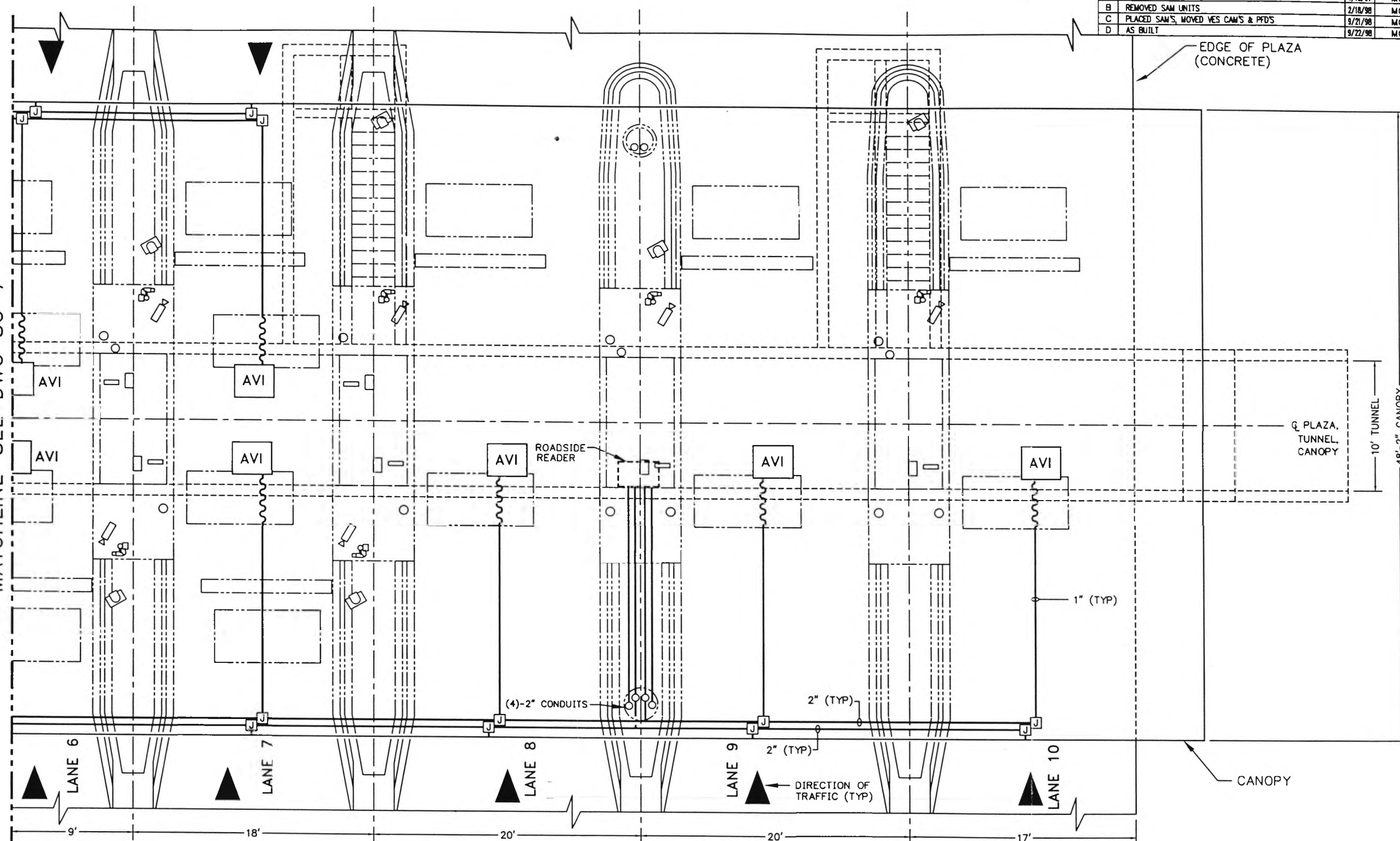
NOTE: FOR TYP. BARRIER LANES CONDUIT LAYOUT, SEE DWG SC-4

CONTRACT NO.	<b>LOCKHEED MARTIN</b> <small>MTAIRIE, LA</small>		
CONTRACT NO.			
ENGINEER	M. CANTELLI	<b>TITLE</b> SOUTH CAROLINA DEPT. OF TRANSPORTATION CROSS ISLAND PARKWAY TOLL PLAZA AVI CONDUIT LAYOUT	
DATE	04/19/97		
DRAWN	ML & MBP	SIZE <b>B</b> DRAWING NO. <b>SC-7</b> REV <b>D</b>	
APPROVAL			
APPROVAL		SCALE: 1/8"=1'-0"	SHEET 1 OF 2



REVISION			
LTR	DESCRIPTION	DATE	APPROVED
A	RELEASED DWG	4/18/97	MC
B	REMOVED SAM UNITS	2/18/98	MC
C	PLACED SAM'S, MOVED VES CAM'S & PFD'S	9/21/98	MC
D	AS BUILT	9/22/98	MC

MATCHLINE-SEE DWG SC-7



LEGEND:

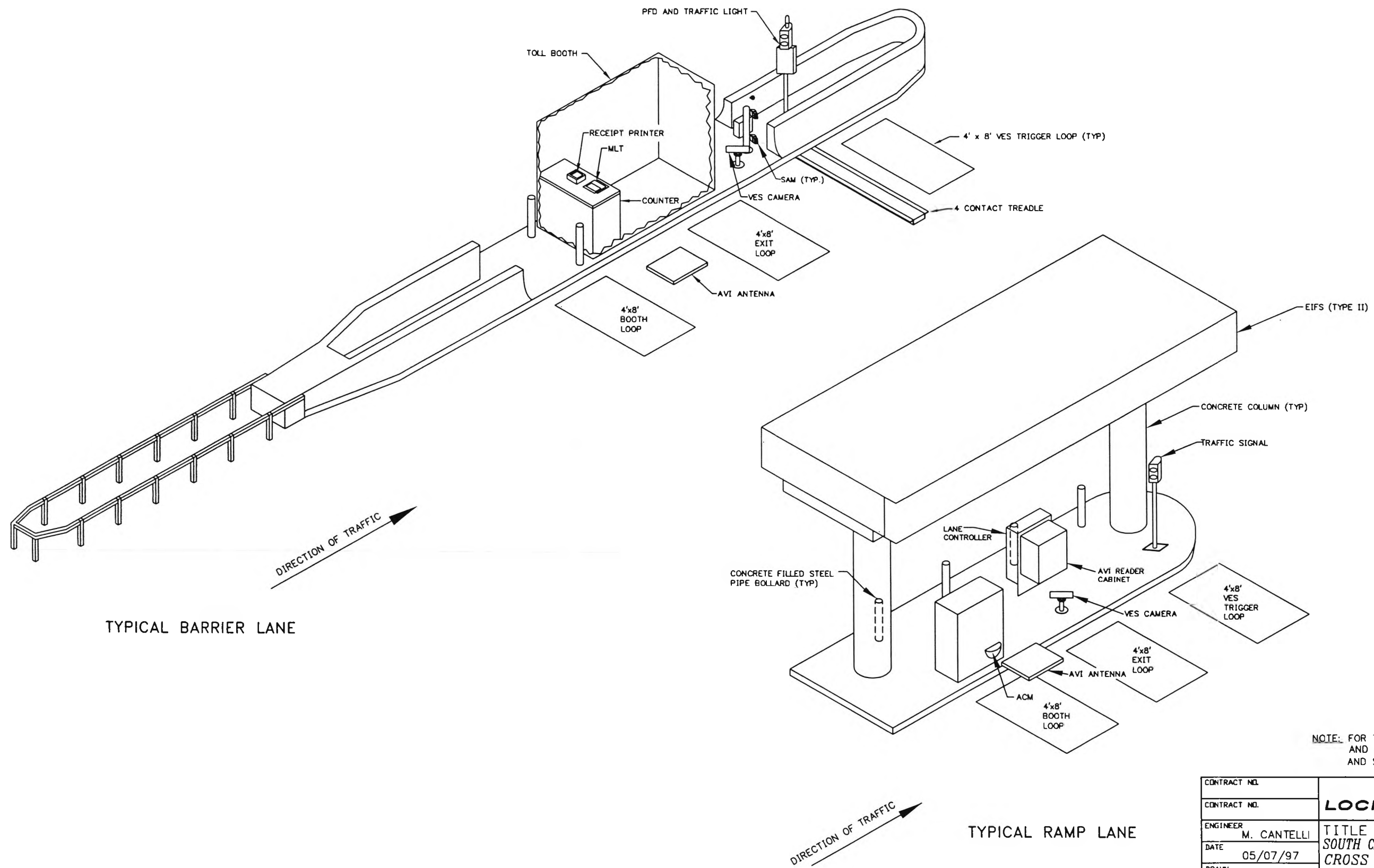
- NEW EXPOSED CONDUIT
- NEW UNDERGROUND CONDUIT
- FLEXIBLE CONDUIT
- CONDUIT TURNING UP
- CONDUIT TURNING DOWN
- JUNCTION BOX (TYP)
- CONCRETE BOX OUTS
- COMMUNICATION

NOTE: FOR TYP. BARRIER LANES CONDUIT LAYOUT, SEE DWG SC-4

CONTRACT NO.	<b>LOCKHEED MARTIN</b> METairie, LA		
CONTRACT NO.			
ENGINEER M. CANTELLI	TITLE SOUTH CAROLINA DEPT. OF TRANSPORTATION CROSS ISLAND PARKWAY TOLL PLAZA AVI CONDUIT LAYOUT		
DATE 04/18/97			
DRAWN ML & MBP	SIZE B	DRAWING NO. SC-8	REV D
APPROVAL	SCALE: 1/8"=1'-0"		
APPROVAL	SHEET 2 OF 2		



REVISION			
LTR	DESCRIPTION	DATE	APPROVED
A	RELEASED DWG	5/07/97	MC
B	REMOVED SAM UNITS	2/18/98	MC
C	AS BUILT	9/21/98	MC

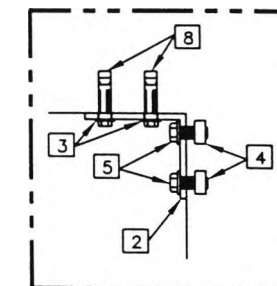


NOTE: FOR TYPICAL LANES EQUIPMENT LAYOUT AND DIMENSIONS, SEE DWG SC-2 (BARRIER) AND SC-3 (RAMP)

CONTRACT NO.	<div> <div>LOCKHEED MARTIN</div> <div>MOBILE, AL</div> </div>		
ENGINEER			
DATE	<div> <div>SOUTH CAROLINA DEPT. OF TRANSPORTATION</div> <div>CROSS ISLAND PARKWAY TOLL PLAZA</div> <div>TYP LANES &amp; EQUIPMENT ISO VIEW</div> </div>		
DRAWN			
APPROVAL	SIZE	DRAWING NO.	REV
APPROVAL	B	SC-9	C
SCALE: 1/8"=1'-0"		SHEET 1 OF 1	

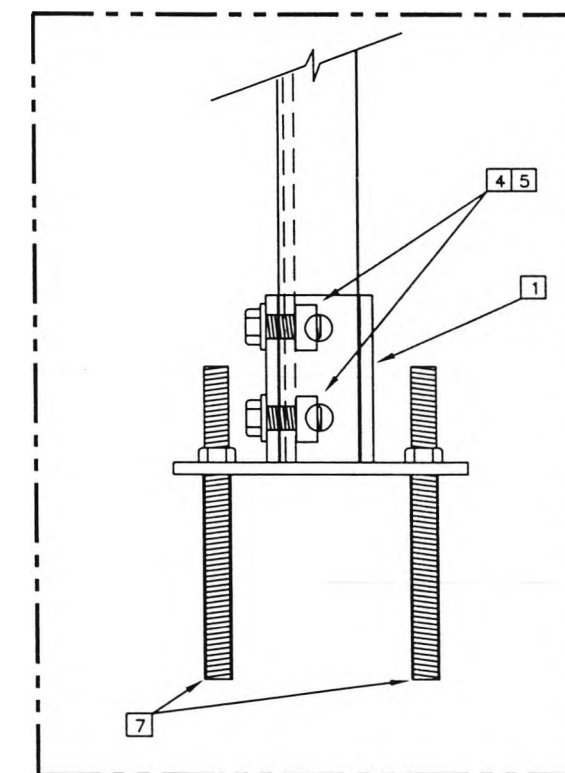
REVISION			
LTR	DESCRIPTION	DATE	APPROVED
A	RELEASE DRAWING	09/12/97	MC
B	HORIZONTAL SUPPORT FOR AVI CABINET	01/04/98	MC
C	AS-BUILT	09/21/98	MC

9/24/98



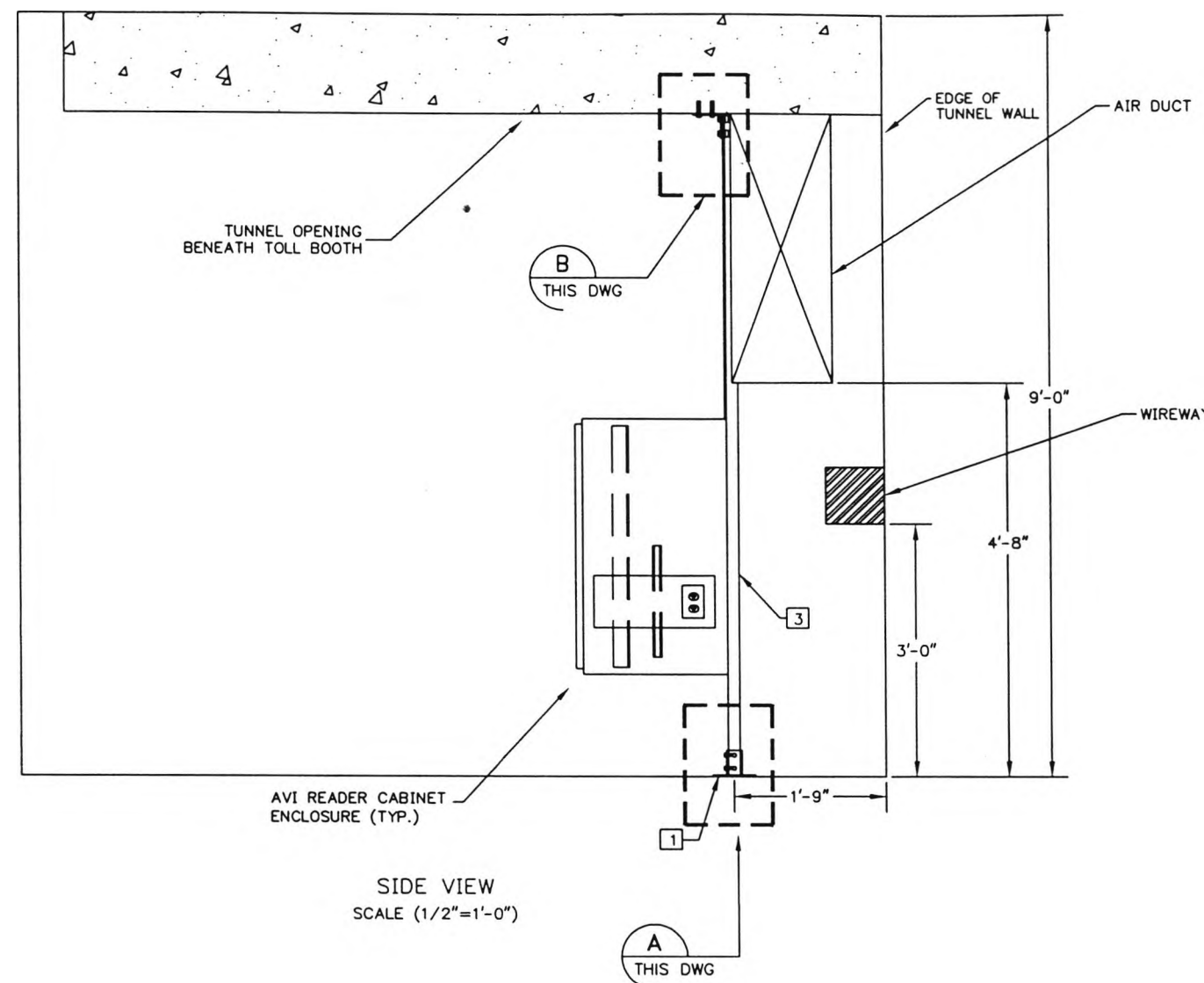
SCALE (1-1/2"=1'-0")

DETAIL B  
THIS DWG



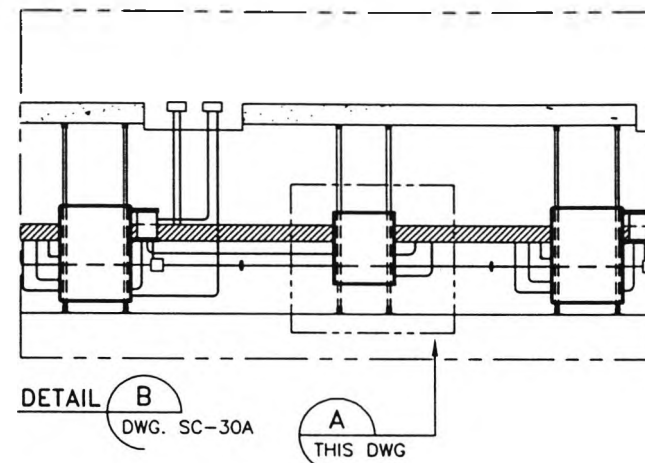
SCALE (3"=1'-0")

DETAIL A  
THIS DWG

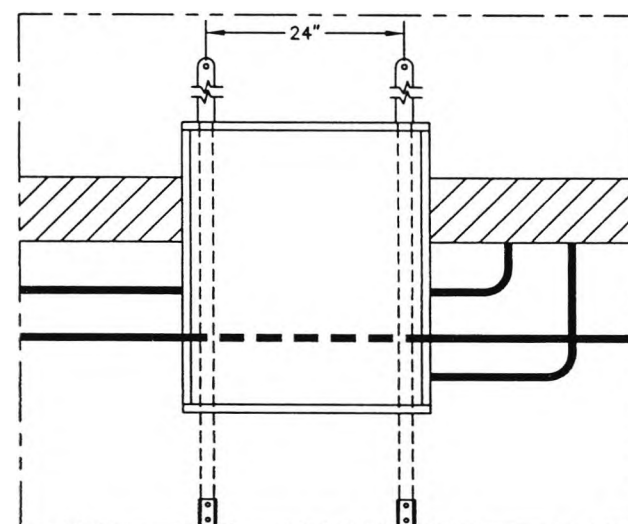


SIDE VIEW  
SCALE (1/2"=1'-0")

LABEL NO.	PART NUMBER	DESCRIPTION
1	B280SQ	POST BASE FOR B22
2	B104SH	3 HOLE ADJ. CORNER ANGLE
3	FW 1"	FLAT WASHER
4	N225	SPRING NUT
5	HHCS 1/2"x 1-1/4"	HEX HEAD CAP SCREW
6	FW 1/2"	FLAT WASHER
7	00068667	1/2" x 6-1/2" HAS Rod
8	00066028	Siv Anchor 3/8" x 2"

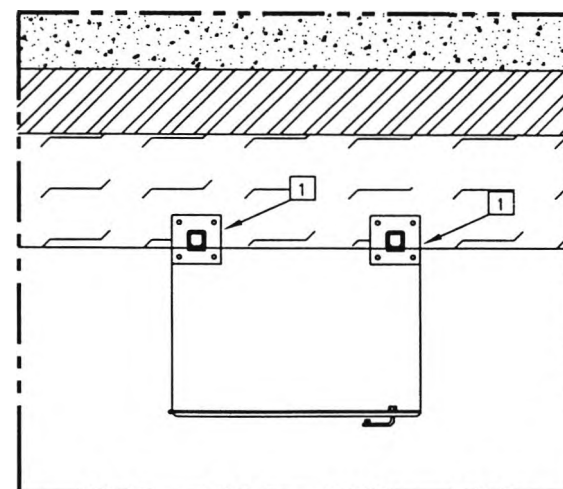


DETAIL B  
DWG. SC-30A  
THIS DWG



FRONT VIEW  
SCALE (1/8"=1'-0")

DETAIL A  
THIS DWG




SCALE (1/2"=1'-0")  
PLAN VIEW

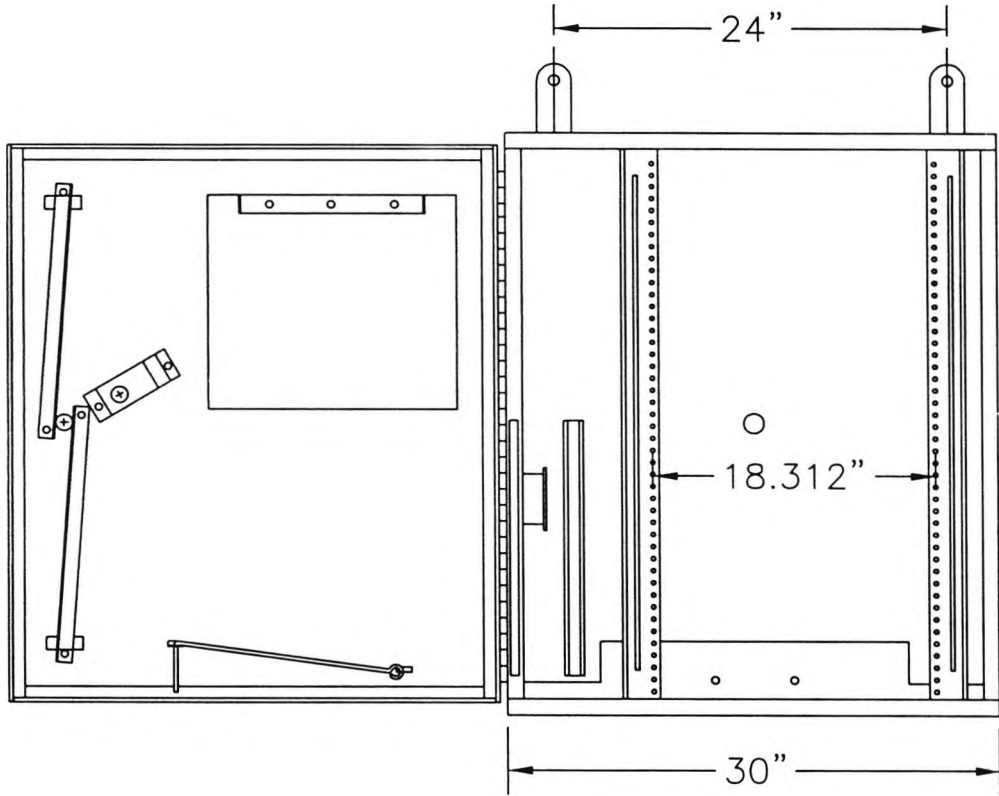
CONTRACT NO.	<b>LOCKHEED MARTIN</b> <small>METairie, LA</small>		
ENGINEER M. CANTELLI			
DATE 09/06/97	<b>TITLE</b> SOUTH CAROLINA DEPT OF TRANSPORTATION CROSS ISLAND PARKWAY TOLL PLAZA AVI READER MOUNTING DETAILS		
DRAWN RT & MBP			
APPROVAL	SIZE B	DRAWING NO. SC-10B	REV C
APPROVAL	SCALE: AS SHOWN (PLOT AT 1/8"=1'-0")		
	SHEET 1 OF 2		

DWG\SC\SC-10Brev-c

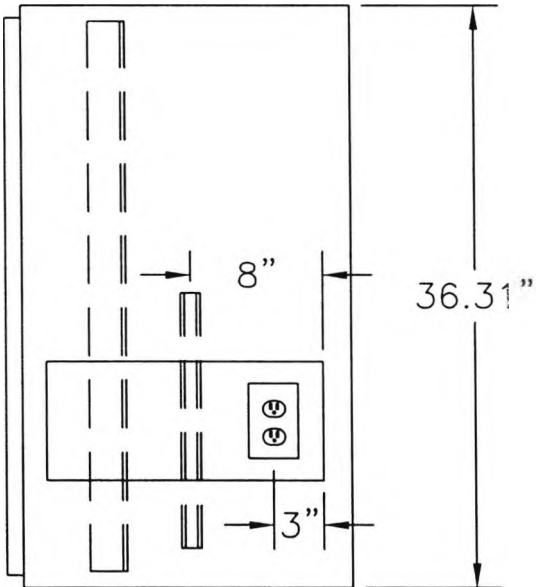
REVISION			
LTR	DESCRIPTION	DATE	APPROVED
A	RELEASED DWG	9/06/97	MC
B	AS BUILT	9/23/98	MC



PLAN VIEW



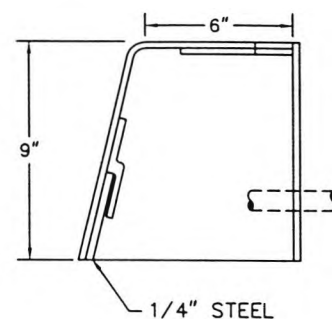
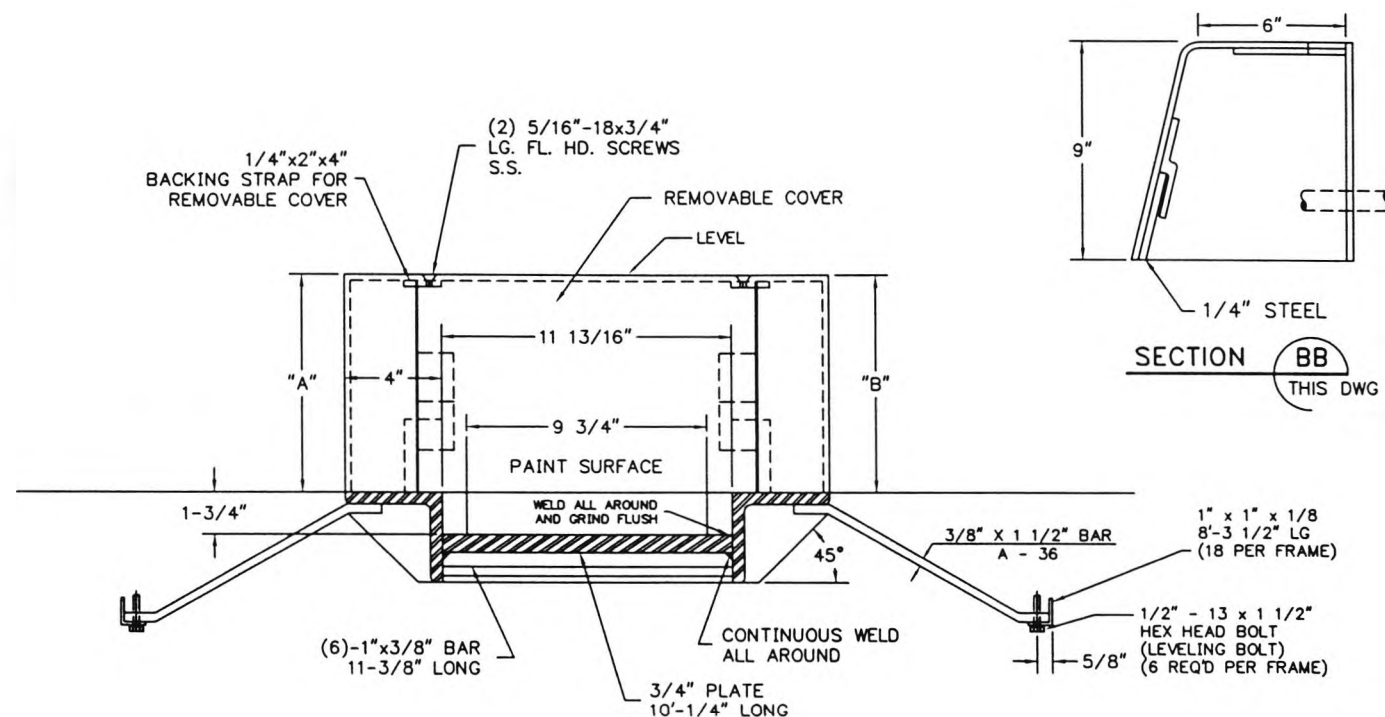
ELEVATION VIEW



SIDE VIEW

CONTRACT NO.	<div> <div>LOCKHEED MARTIN</div> <div> <div> </div> <div> </div> </div> </div>		
CONTRACT NO.			
ENGINEER	M. CANTELLI	<div> <div>TITLE</div> <div>           SOUTH CAROLINA DEPT. OF TRANSPORTATION            CROSS ISLAND PARKWAY TOLL PLAZA            AVI ANTENNA READER CABINET         </div> </div>	
DATE	09/06/97		
DRAWN	MBP	<div> <div>SIZE</div> <div>DRAWING NO.</div> <div>SC-10C</div> <div>REV</div> <div>B</div> </div>	
APPROVAL			
APPROVAL		SCALE: 1"=1'-0"	SHEET 2 OF 2

REVISION			
LTR	DESCRIPTION	DATE	APPROVED
A	RELEASED DWG	6/11/97	MC
B	AS BUILT	9/24/98	MC

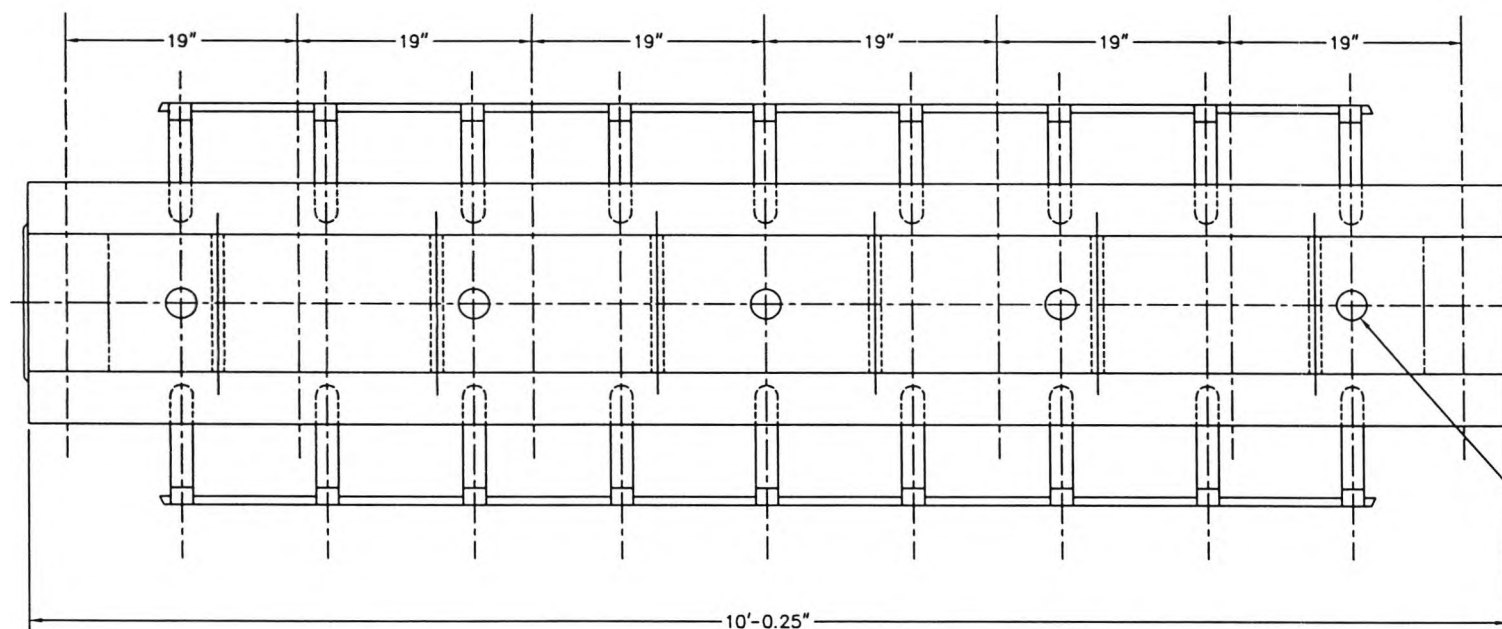
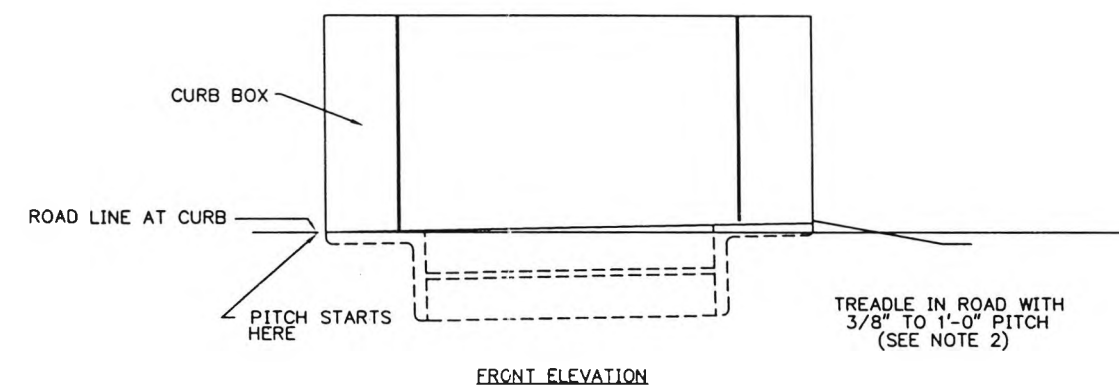
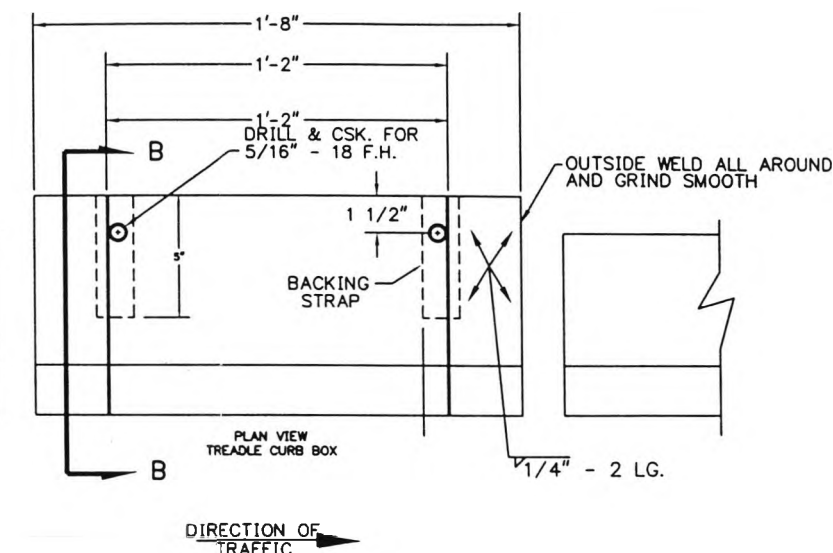
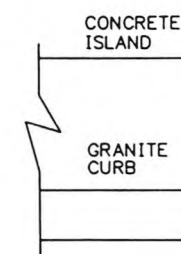


TREADLE IN ROAD WITH 3/8" TO 1" PITCH. (SEE NOTE 1)

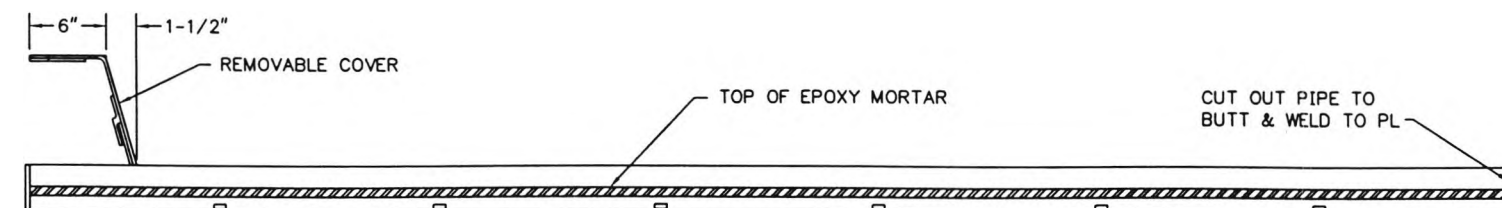
#### PAINT SPEC.

(2) SHOP COATS LEAD AND OIL PAINT TO ALL SURFACES.

CURB BOX  
1/4" - 1 LG



(5)-Ø2.5" HOLES THRU .75" PLATE FOR THE EPOXY MORTAR POUR



1. DIMENSION "A" AND "B" TO BE VERIFIED IN FIELD BY CONTRACTOR
2. TREADLE FRAME TO BE SET 3/8" TO 1" PITCH RISING IN DIRECTION OF TRAFFIC, EXCEPT IN REVERSIBLE LANE WHERE IT SHALL BE FLUSH.
3. ALL TREADLE STEEL #ASTM A-588 UNLESS NOTED, GALV. IN ACCORDANCE WITH ASTM. A-123.
4. ALL WELDS E70XX ELECTRODES.
5. LEVELING BOLTS SHALL BE APPLIED WHERE INDICATED ON PLAN OF TREADLE FRAME.
6. WHENEVER POSSIBLE TIE IN LANE REINFORCING RODS INTO THE TREADLE OUTRIGGERS.

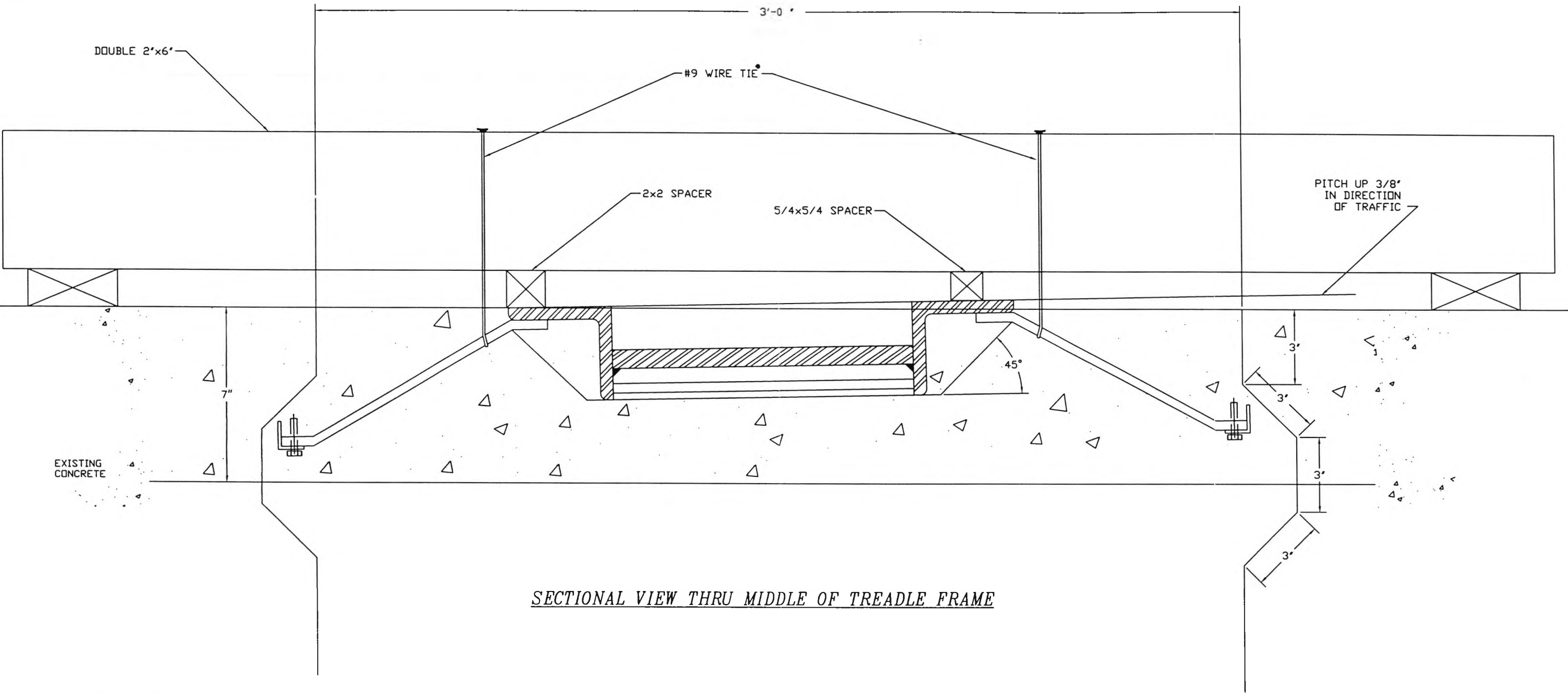
CONTRACT NO.	<b>LOCKHEED MARTIN</b> <small>MTAIRIE, LA</small>		
CONTRACT NO.			
ENGINEER M. CANTELLI	<b>TITLE</b> SOUTH CAROLINA DEPT. OF TRANSPORTATION CROSS ISLAND PARKWAY TOLL PLAZA 10' 4 CONTACT TREADLE FRAME-NO DRAIN		
DATE 06/11/97			
DRAWN R. THIBODAUX	SIZE B	DRAWING NO. SC-11A	REV B
APPROVAL	SCALE: NONE (PLOT AT 1-1/2"=1'-0")		
APPROVAL	SHEET 1 OF 3		

9/22/98

DWG\SC\SC-11Arev-b

REVISION			
LTR	DESCRIPTION	DATE	APPROVED
A	RELEASED DWG.	05/08/97	MC
B	AS-BUILT	9/23/98	MC

DIRECTION OF TRAFFIC →



SECTIONAL VIEW THRU MIDDLE OF TREADLE FRAME

TREADLE FRAME INSTALLATION PROCEDURE

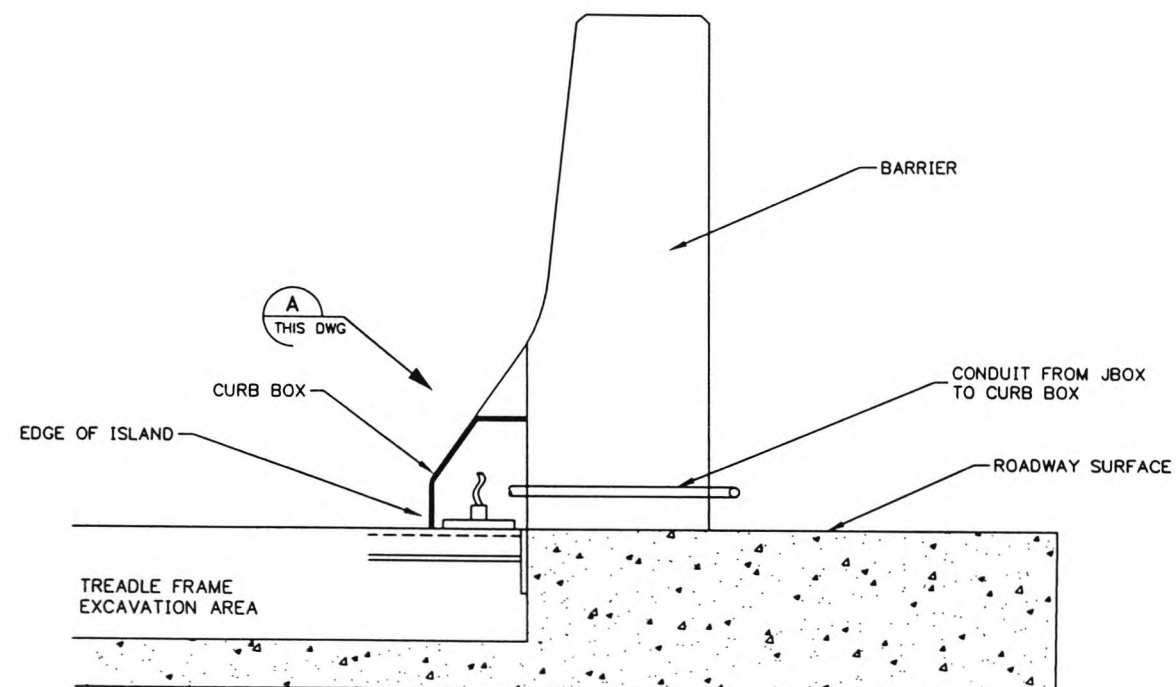
1. REMOVE 4 FT. SECTION OF ROADWAY.
2. EXCAVATE TO DEPTH OF 7 IN.
3. INSTALL DOWELS (12'x6' REBAR).
4. INSTALL TREADLE FRAME. SUPPORT THE FRAME IN 3 PLACES.
5. POUR 4,000 P.S.I. HIGH-EARLY CONCRETE AROUND FRAME. (SUGGEST COVERING BOLT INSERTS WITH DUCT TAPE TO KEEP OUT CONCRETE. DO NOT ALLOW CONCRETE TO FLOW, OR DROP, ONTO TOP OF FRAME WHERE THE RUBBER 'TREADLE' WILL SIT.

CONTRACT NO.	<b>LOCKHEED MARTIN</b> <small>MECHANICAL, LA</small>		
CONTRACT NO.			
ENGINEER M. CANTELLI	<b>TITLE</b> SOUTH CAROLINA DEPT. OF TRANSPORTATION CROSS ISLAND PARKWAY TOLL PLAZA TREADLE FRAME INSTALLATION		
DATE 07/28/97			
DRAWN R. THIBODAUX	<b>SC-11B</b>		
APPROVAL			
APPROVAL	SIZE <b>B</b>	DRAWING NO. <b>SC-11B</b>	REV <b>B</b>
SCALE: 3"=1'-0"		SHEET 2 OF 3	

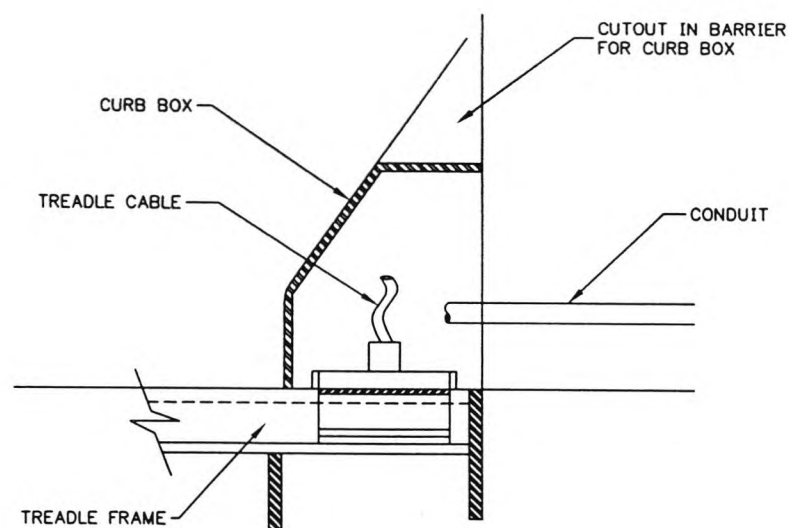
9/23/98

DWG\SC\SC-11Brev-b

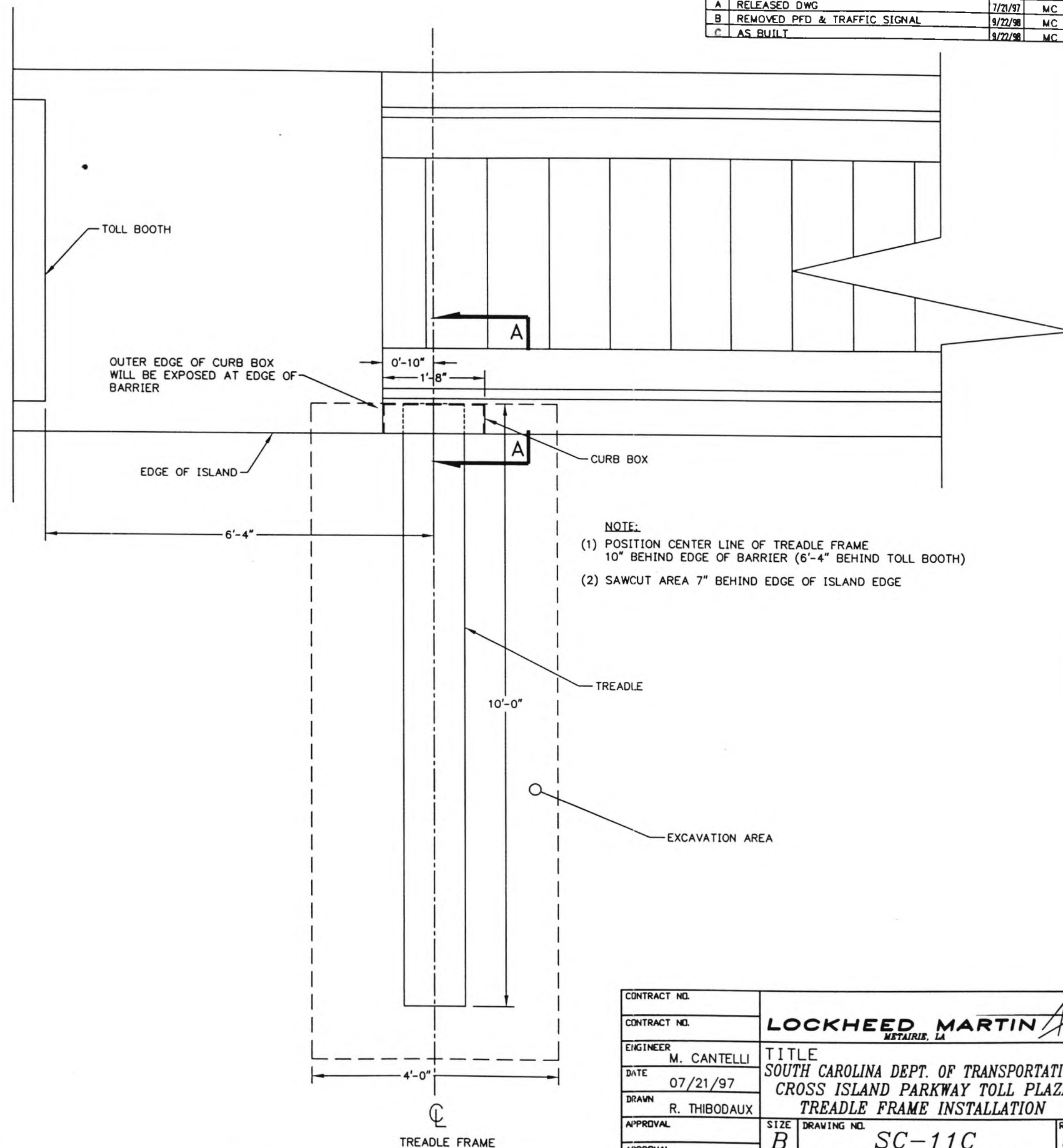
REVISION			
LTR	DESCRIPTION	DATE	APPROVED
A	RELEASED DWG	7/21/97	MC
B	REMOVED PFD & TRAFFIC SIGNAL	9/22/98	MC
C	AS BUILT	9/22/98	MC



SECTION AA  
THIS DWG  
SCALE (1"=1'-0")



DETAIL A  
THIS DWG  
SCALE (1"= 6")



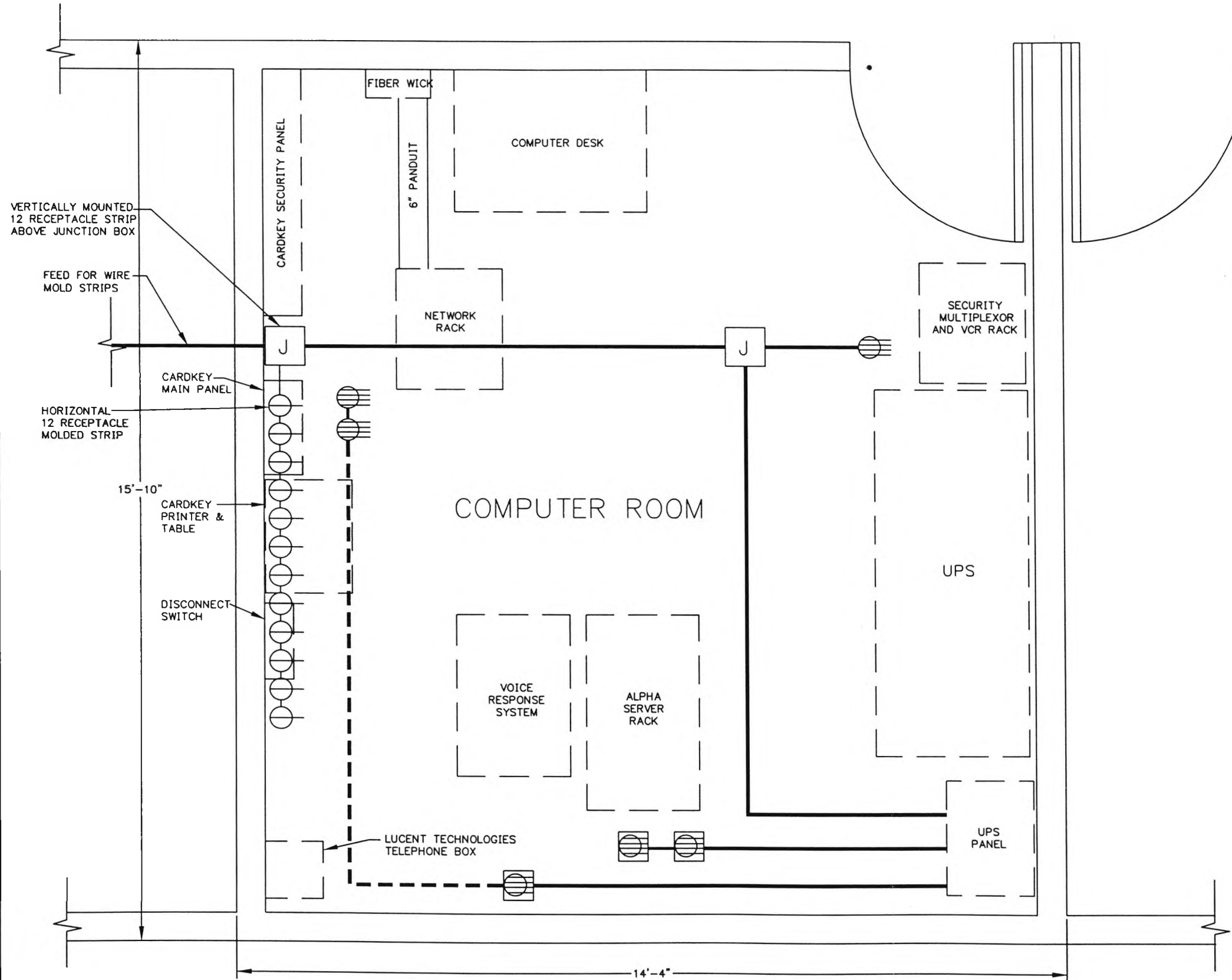
CONTRACT NO.	<b>LOCKHEED MARTIN</b> <small>METairie, LA</small>		
ENGINEER			
DATE	M. CANTELLI	<b>TITLE</b> SOUTH CAROLINA DEPT. OF TRANSPORTATION CROSS ISLAND PARKWAY TOLL PLAZA TREADLE FRAME INSTALLATION	
DRAWN	07/21/97		
APPROVAL	R. THIBODAUX	SIZE	REV
APPROVAL		B	C
		SC-11C	
		SCALE: AS SHOWN (PLOT AT 1/2"=1'-0") SHEET 3 OF 3	

9/22/98

DWG\SC\SC-11Crev-c



REVISION			
LTR	DESCRIPTION	DATE	APPROVED
A	RELEASED DWG	6/23/97	MC
B	AS-BUILT	9/18/98	MC



SINGLE RECEPTACLE, 120V, 20A GROUNDING TYPE  
 QUAD RECEPTACLE, 120V, 20A GROUNDING TYPE  
 QUAD RECEPTACLE, 120V, 30A TWIST LOCK TYPE  
 JUNCTION BOX  
 1/2" METAL CONDUIT  
 3/4" METAL CONDUIT

NOTES: (1) ALL QUAD RECEPTACLES ARE RECESSED INTO SUSPENDED FLOOR.  
 (2) SINGLE RECEPTACLES ARE ON 2 WIRE MOLDED STRIPS; 1 VERT. & 1 HORIZ., EACH WITH 12 OUTLETS.

CONTRACT NO.	<b>LOCKHEED MARTIN</b> <small>METAIRIE, LA</small>		
ENGINEER			
DATE	<b>TITLE</b> SOUTH CAROLINA DOT CROSS ISLAND PLAZA COMPUTER ROOM ELECTRICAL PLAN		
DRAWN			
APPROVAL	SIZE	DRAWING NO.	REV
APPROVAL	B	SC-12	B
SCALE: 1/2"=1'-0"		SHEET 1 OF 1	

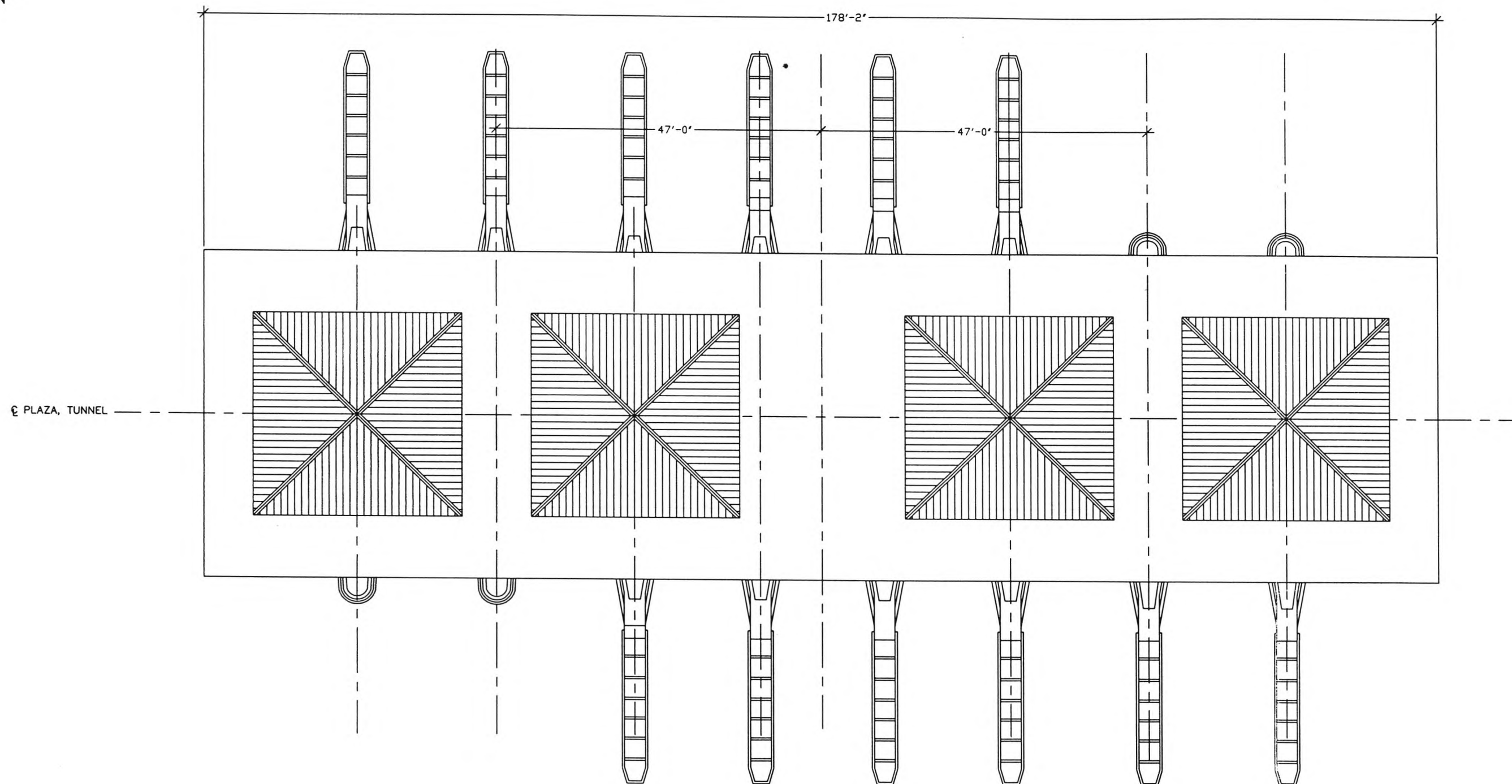
9/21/98

DWG\SC\ASBUILT\SC-12rev-b

16



REVISION			
LTR	DESCRIPTION	DATE	APPROVED
A	RELEASED DWG	6/30/97	MC
B	AS BUILT	9/22/98	MC



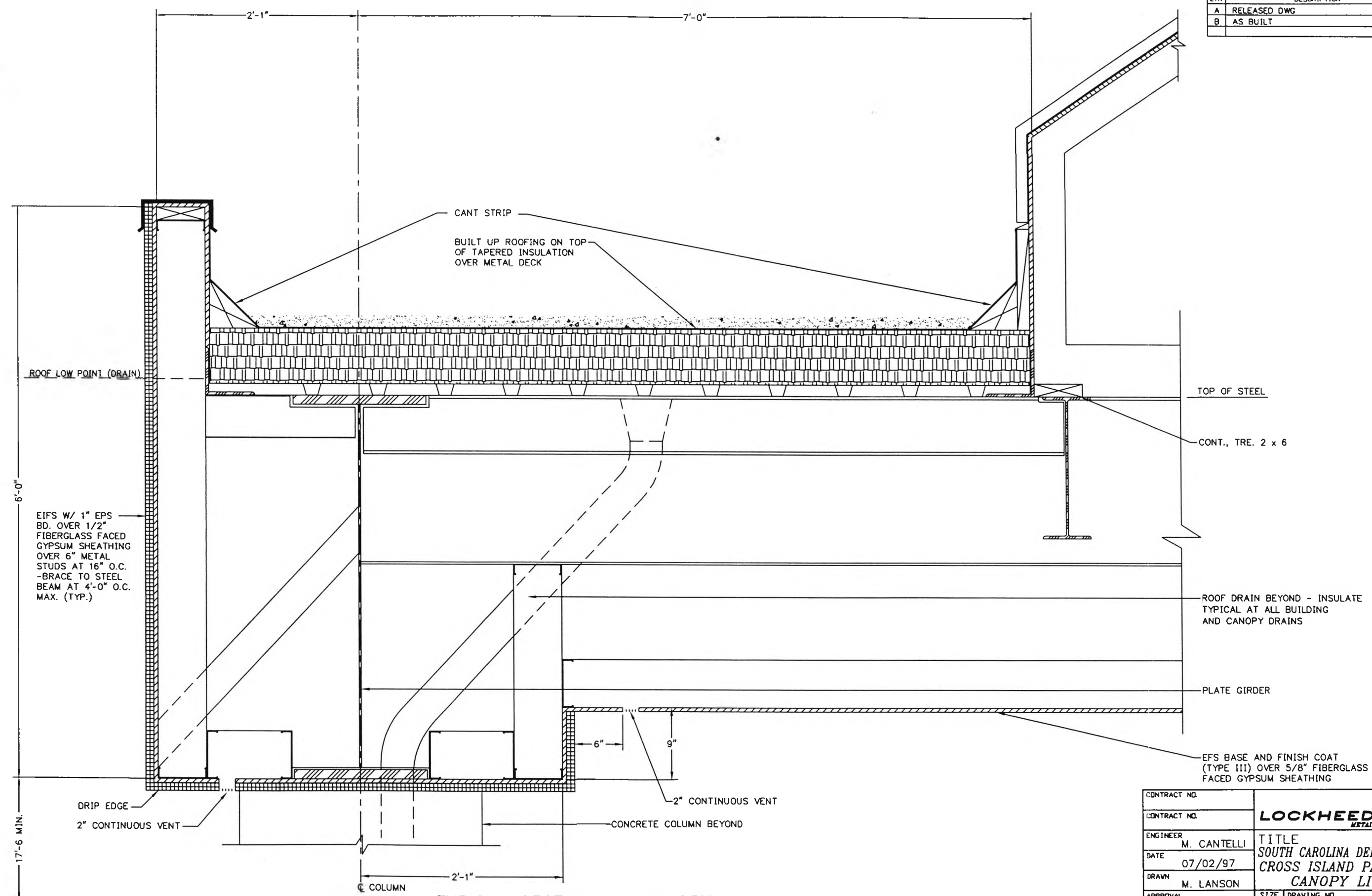
CONTRACT NO.	<b>LOCKHEED MARTIN</b> METAIRIE, LA		
CONTRACT NO.			
ENGINEER M. CANTELLI	TITLE SOUTH CARLOINA CROSS ISLAND PARKWAY CANOPY LIGHT DETAILS		
DATE 06/30/97			
DRAWN R. THIBODAU	DRAWING NO. SC-13		
APPROVAL			
APPROVAL	SIZE B	SCALE: 1/16"=1'-0"	REV B
		SHEET 1 OF 1	

9/22/98

DWG\SC\SC-13rev-b



REVISION			
LTR	DESCRIPTION	DATE	APPROVED
A	RELEASED DWG	09/23/97	MC
B	AS BUILT	09/22/98	MC



TYPICAL SECTION AT CANOPY

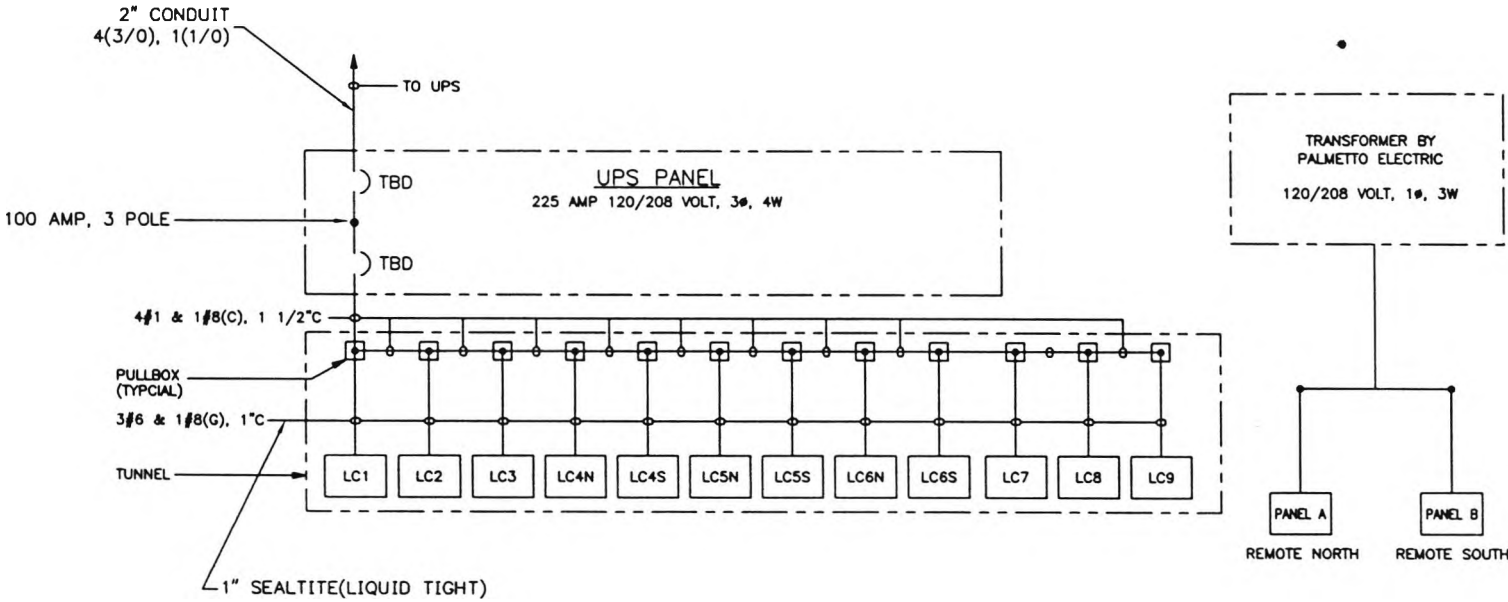
CONTRACT NO.	<b>LOCKHEED MARTIN</b> <small>ASTORIA, LA</small>		
ENGINEER			
DATE	<b>TITLE</b> SOUTH CAROLINA DEPT. OF TRANSPORTATION CROSS ISLAND PARKWAY TOLL PLAZA CANOPY LIGHT DETAILS		
DRAWN			
APPROVAL	SIZE	DRAWING NO.	REV
APPROVAL	B	SC-14	B
SCALE: 1"=1'-0"		SHEET 1 OF 1	

9/22/98

DWG\SC\ASBUILT\SC-14rev-b

18

REVISION			
LTR	DESCRIPTION	DATE	APPROVED
A	RELEASE DWG	7/21/97	MC
B	AS BUILT	9/24/98	MC



LC1,LC2,LC3,LC4N,LC4S,LC5N,LC5S,LC6N,LC6S,LC7,LC8,LC9 ETC LOAD CENTER SCHEDULE									
VA	SERVICE	TRIP	CKT	PHASES	CKT	TRIP	SERVICE	VA	
700	UPS	-	-	A & B	-	-	ETC1 & ITS	210	
500	VES LIGHTS	-	-	A & B	-	-	LANE ENCLOS. COOLING	140	
-	SPARE	-	-	A & B	-	-	SPARE	-	
-	SPARE	-	-	A & B	-	-	SPARE	-	
-	SPACE	-	-	A & B	-	-	SPACE	-	
-	SPACE	-	-	A & B	-	-	SPACE	-	
TOTAL: 1550 VA +15% SPARE + 178.3 VA SAY 2000 VA									
LOCATION: SERVICE: 208/120V, 1 PHASE, 3 WIRE • MAINS: BREAKER 50A/2P MINIMUM INTERRUPTING RATING - 10KA MOUNTING: SURFACE									

** MAIN BREAKERS IN LOAD CENTERS SHALL BE CONNECTED TO THE INCOMING FEEDER AS FOLLOWS:

- LOAD CENTERS
- LC2 -- PHASES A & B
  - LC4N -- PHASES B & C
  - LC4S -- PHASES A & C
  - LC6N -- PHASES A & B
  - LC6S -- PHASES B & C
  - LC8 -- PHASES A & C
  - LC1 -- PHASES A & B
  - LC3 -- PHASES B & C
  - LC5N -- PHASES A & B
  - LC5S -- PHASES B & C
  - LC7 -- PHASES A & C
  - LC9 -- PHASES A & B

NOTES:

- FOR LEGEND AND ABBREVIATIONS SEE DWG. NO. SC-?
- TAP-CONDUCTOR LENGTH FROM THE PULLBOX TO RESPECTIVE LOAD CENTER, SHALL NOT EXCEED 25FT.

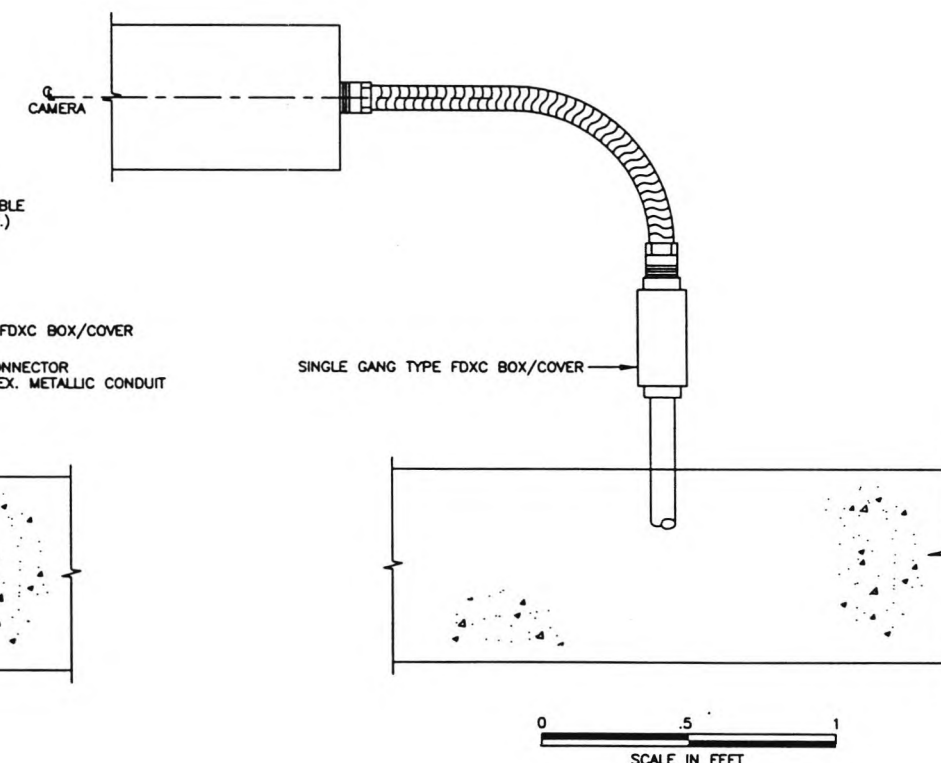
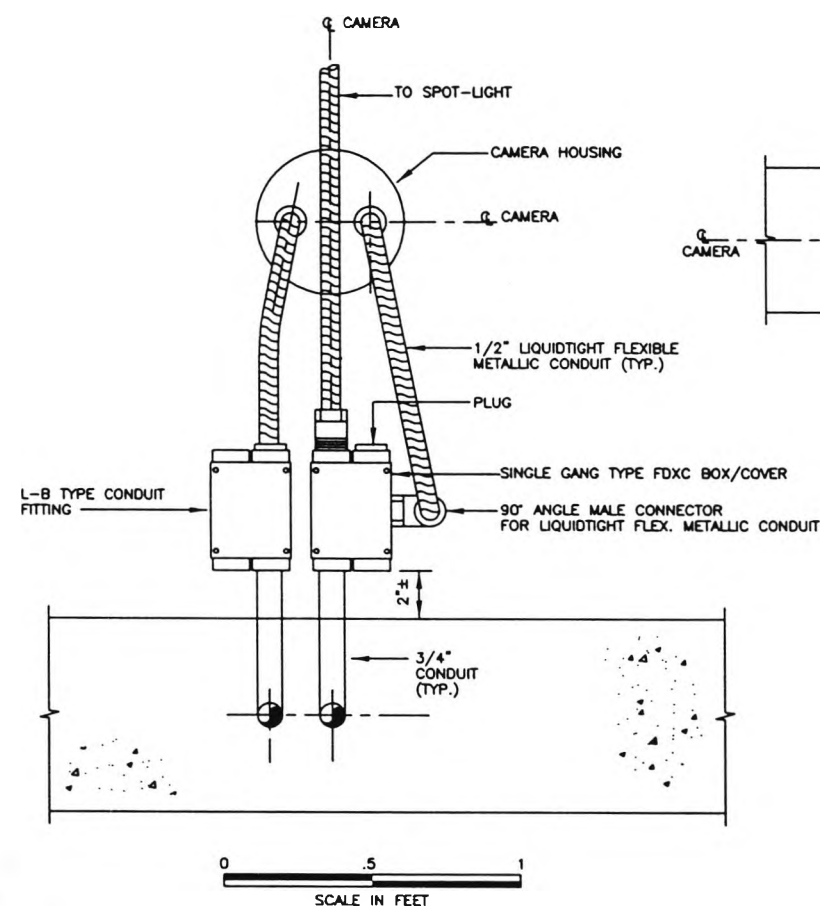
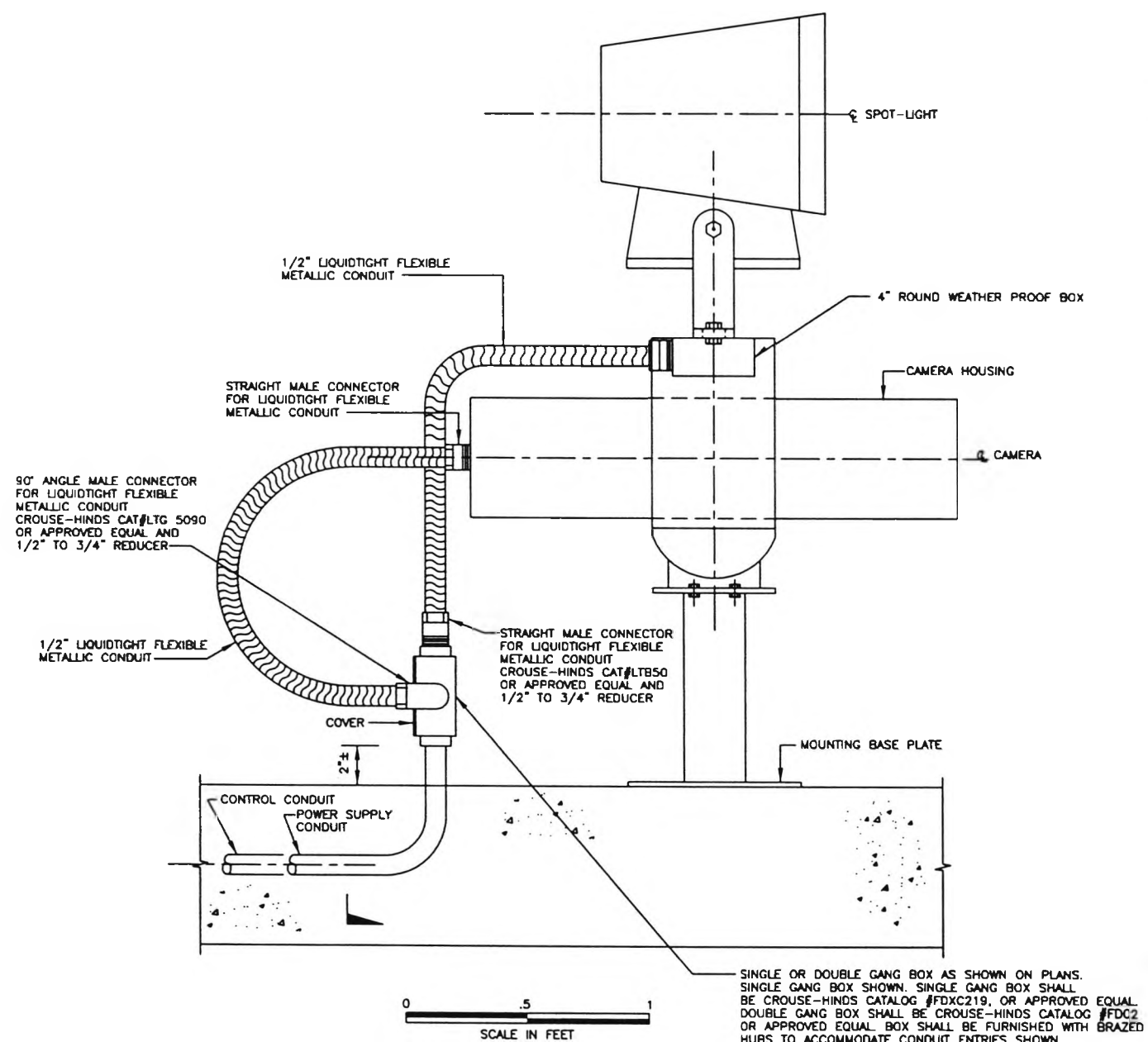
DESCRIPTION	MANUFACTURER	PART NO.
1. SPOT LIGHT - 500W INCANDESCENT	HUBBEL	PAR64-6400E
2. VES CAMERA	BURLE	TC851A
3. CAMERA HOUSING	BURLE	TC938SF
4. CAMERA PAN/TILT HEAD & PEDESTAL	IMAGING SYSTEMS	--
5. ISLAND TRAFFIC SIGNAL (ITS)	EAGLE	SIG130-A-21-11-YYY
6. ETC INDICATOR (ETC1)	FEDERAL SIGNAL	191X
7. AVI ANTENNA	MARK IV	800122-130

CONTRACT NO.	<b>LOCKHEED MARTIN</b> <small>KEFAIRIE, LA</small>		
CONTRACT NO.			
ENGINEER M. CANTELLI	<b>TITLE</b> SOUTH CAROLINA DEPT. OF TRANSPORTATION CROSS ISLAND PARKWAY TOLL PLAZA ONE LINE DIAGRAM AND PANEL SCHEDULES		
DATE 07/21/97			
DRAWN R. THIBODAUX	SIZE B	DRAWING NO. SC-15	REV B
APPROVAL	SCALE: NONE	SHEET 1 OF 1	

9/24/98

DWG\SC\SC-15revb

REVISION			
LTR	DESCRIPTION	DATE	APPROVED
A	RELEASED DWG.	05/08/97	MC
B	AS-BUILT	9/23/98	MC



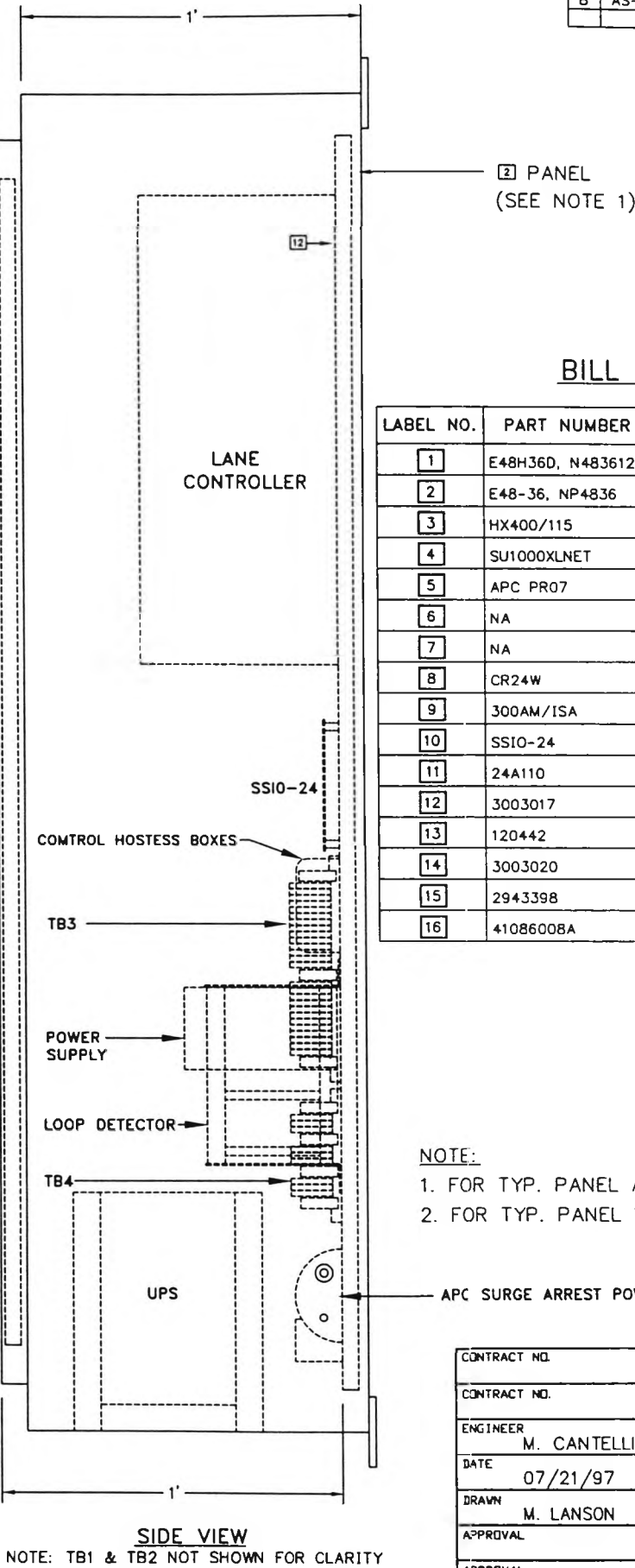
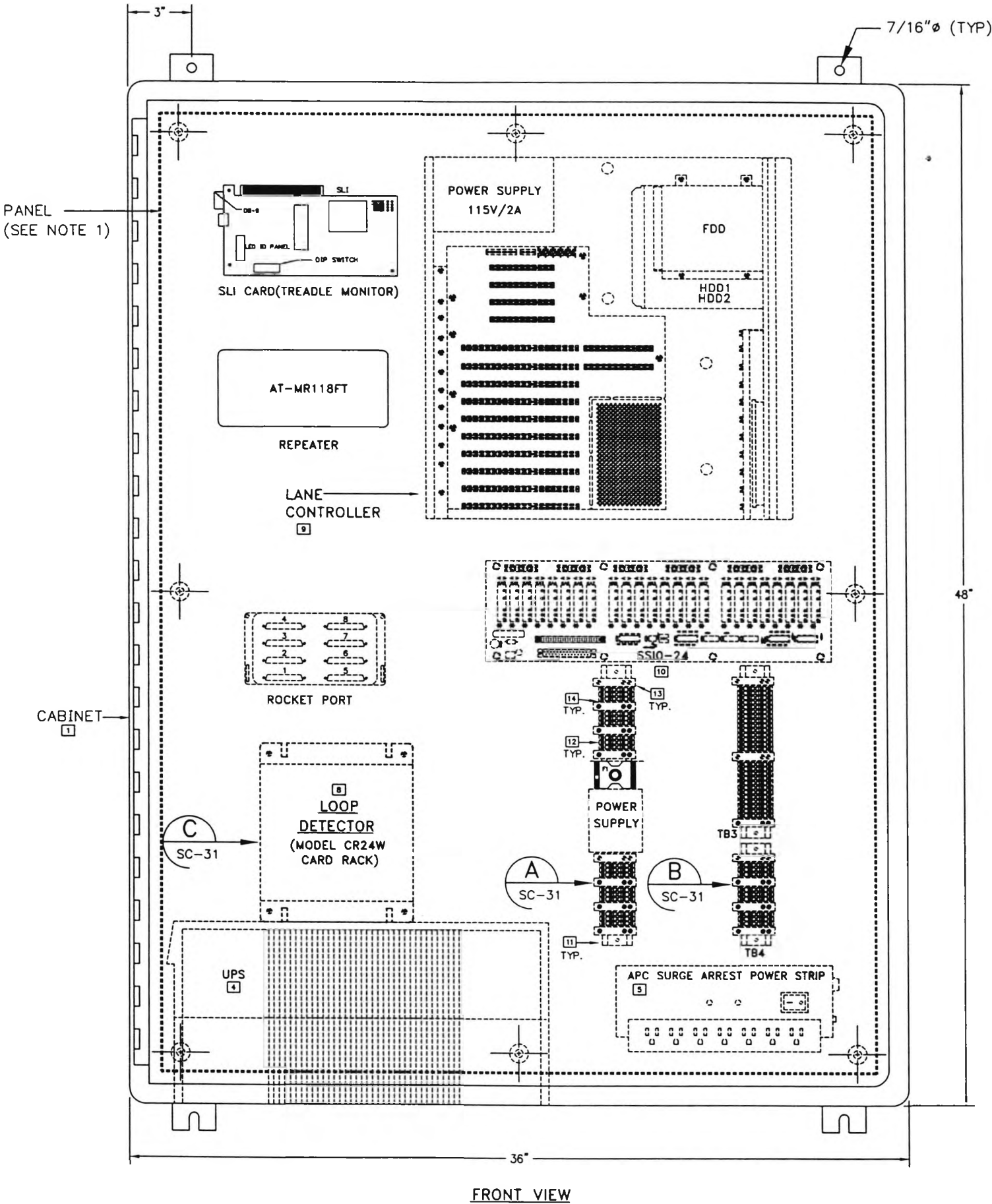
CONTRACT NO.	<b>LOCKHEED MARTIN</b> <small>METALURG. LA</small>		
CONTRACT NO.			
ENGINEER M. CANTELLI	<b>TITLE</b> SOUTH CAROLINA DEPT. OF TRANSPORTATION CROSS ISLAND PARKWAY TOLL PLAZA VES MOUNTING DETAILS (ISLAND)		
DATE 07/21/97			
DRAWN R. THIBODAUX	<b>SIZE</b> DRAWING NO. <b>SC-16</b> <b>REV</b> <b>B</b>		
APPROVAL			
APPROVAL	SCALE: AS SHOWN (PLOT AT 1"=2") SHEET 1 OF 1		

9/23/98

DWG\SC\SC-16revb

10

REVISION			
LTR	DESCRIPTION	DATE	APPROVED
A	RELEASED DWG.	05/09/97	MC
B	AS-BUILT	9/23/98	MC



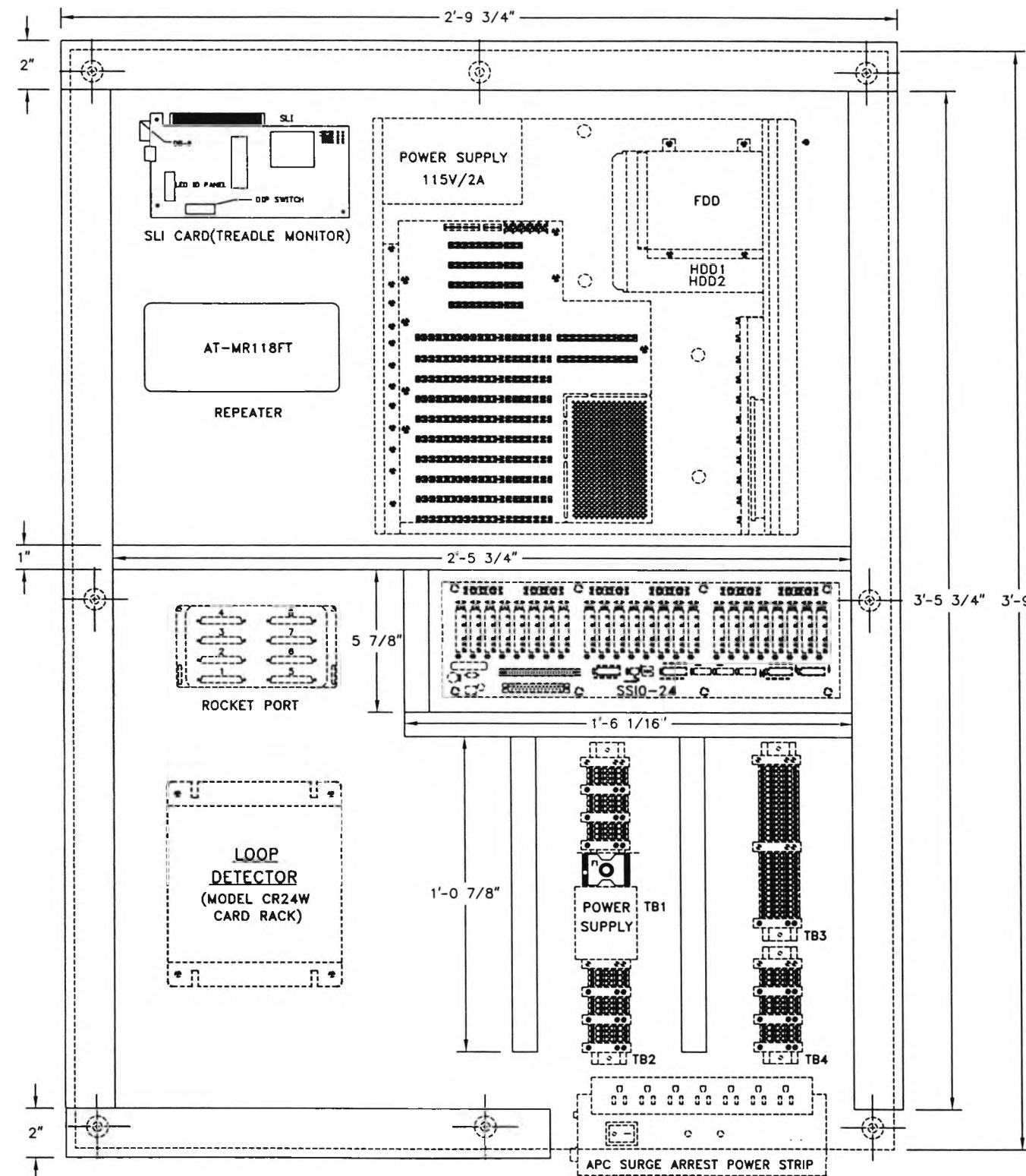
# BILL OF MATERIAL

LABEL NO.	PART NUMBER	DESCRIPTION	QUANTITY
1	E48H36D, N483612	WEIGMANN LANE ENCLOSURE 48x36x12	1
2	E48-36, NP4836	WEIGMANN MOUNTING PANEL 45x33	1
3	HX400/115	HEAT EXCHANGER	1
4	SU1000XLNET	APC SMART UPS	1
5	APC PR07	APC SURGE ARREST POWER STRIP	1
6	NA	NA	—
7	NA	NA	—
8	CR24W	LOOP DETECTOR	1
9	300AM/ISA	LANE CONTROLLER	1
10	SSIO-24	SSIO-24 DIGITAL I/O BOARD	1
11	24A110	PHOENIX DIN RAIL	3
12	3003017	PHOENIX BLOCKS	44
13	120442	PHOENIX END STOPS	11
14	3003020	PHOENIX END PLATES	8
15	2943398	PHOENIX DIN RAIL MOUNT POWER SUPPLY (FUTURE)	1
16	41086008A	CONTROL HOSTESS 186 - 8 PORT	1

- NOTE:
1. FOR TYP. PANEL ASSEMBLY, SEE DWG SC-27.
  2. FOR TYP. PANEL WIRING DETAILS, SEE DWG SC-31.

CONTRACT NO.	<b>LOCKHEED MARTIN</b> <small>METAIRIE, LA</small>		
ENGINEER			
DATE	<b>TITLE</b> SOUTH CAROLINA DEPT. OF TRANSPORTATION CROSS ISLAND PARKWAY TOLL PLAZA TYPICAL PANEL AND CABINET		
DRAWN			
APPROVAL	SIZE	DRAWING NO.	REV
APPROVAL	B	SC-17A	B
SCALE: 1"=6'		SHEET 1 OF 1	

REVISION			
LTR	DESCRIPTION	DATE	APPROVED
A	RELEASED DWG.	05/09/97	MC
B	AS-BUILT	09/23/98	MC



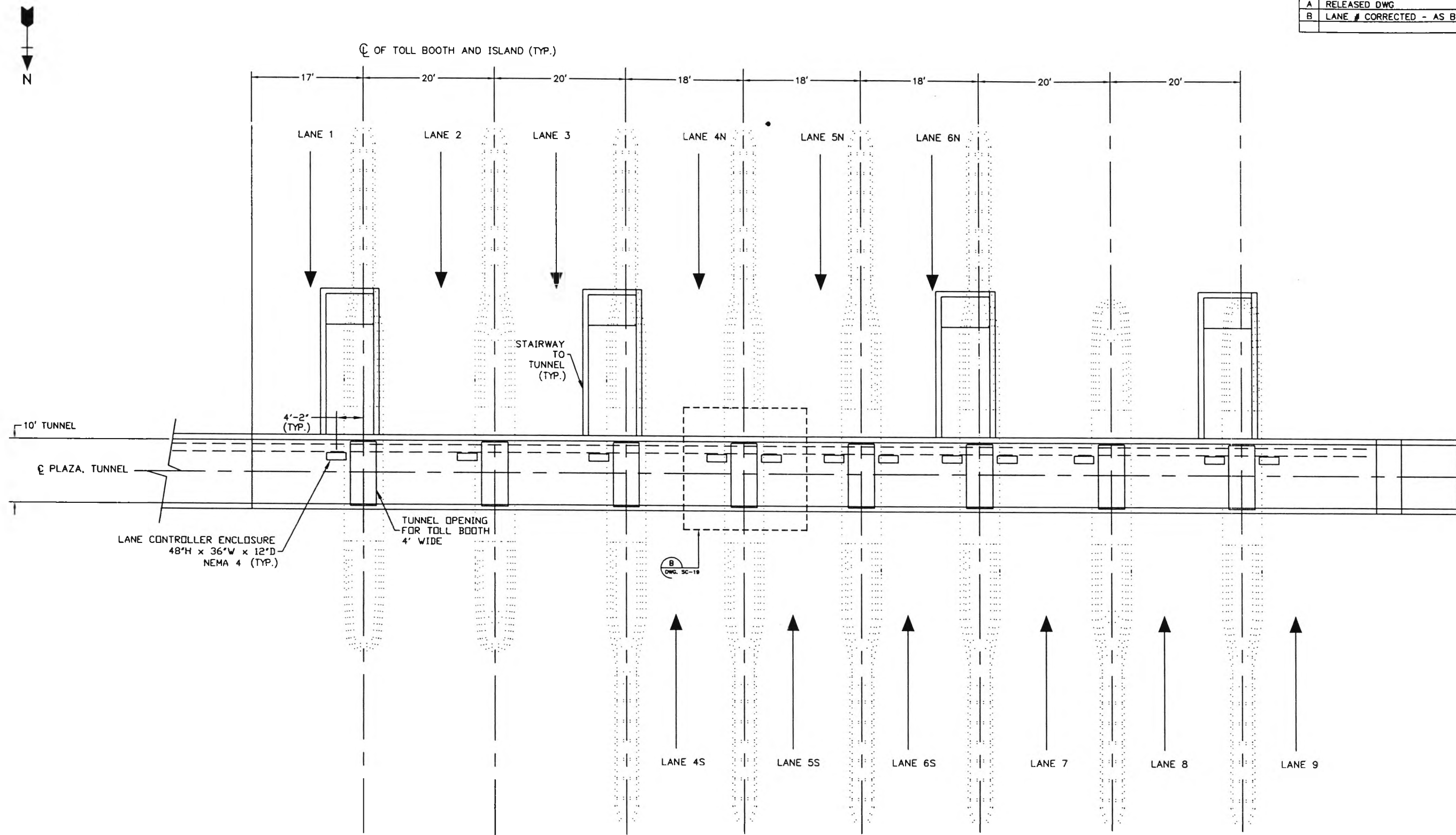
# NOTES:

- 2" PANDUIT BORDERS LANE PANEL
- 1" PANDUIT FOR INTERIOR OF PANEL

CONTRACT NO.	<b>LOCKHEED MARTIN</b> <small>Metairie, LA</small>		
ENGINEER			
DATE	M. CANTELLI	<b>TITLE</b> SOUTH CAROLINA DEPT. OF TRANSPORTATION CROSS ISLAND PARKWAY TOLL PLAZA PANDUIT & COMPONENT LAYOUT	
DRAWN	09/04/97		
APPROVAL	RJT	SIZE	DRAWING NO.
APPROVAL		B	SC-17B
		SCALE: 1"=6"	SHEET 1 OF 1



REVISION			
LTR	DESCRIPTION	DATE	APPROVED
A	RELEASED DWG	7/21/97	MC
B	LANE # CORRECTED - AS BUILT	9/24/98	MC

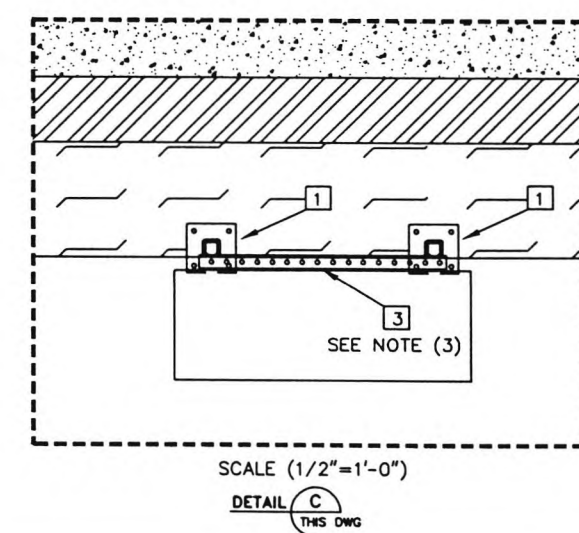
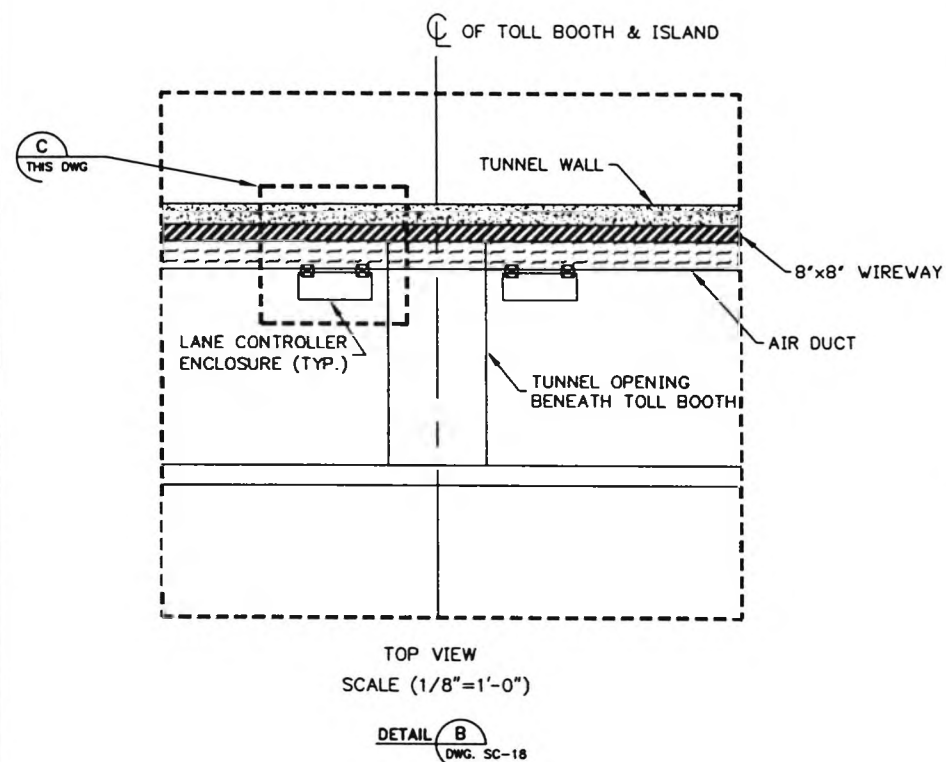
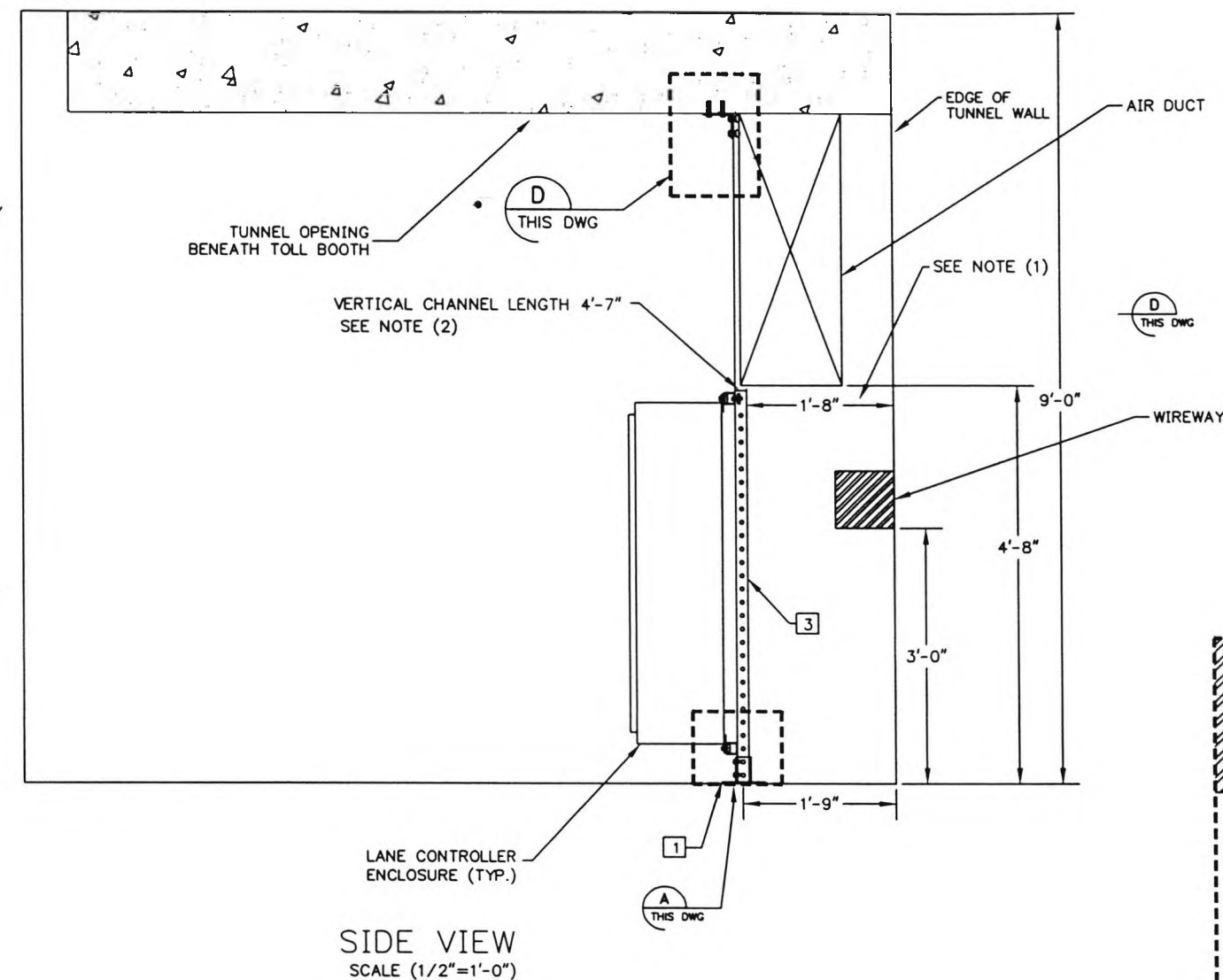
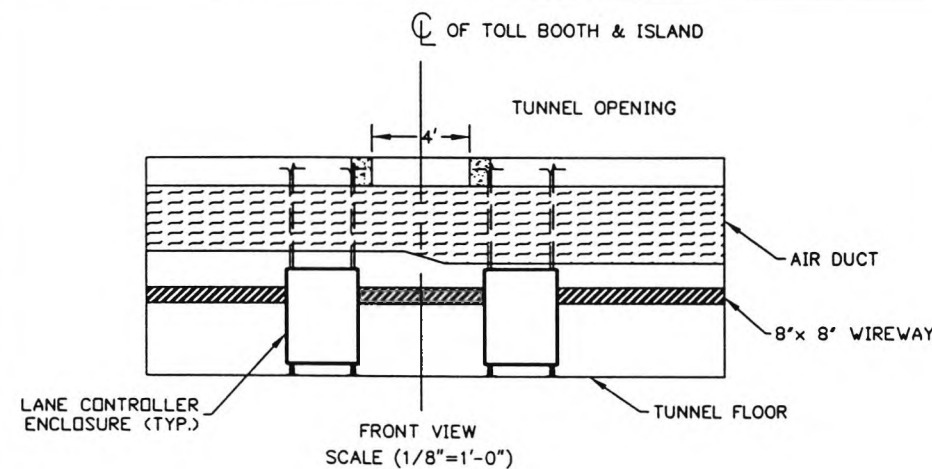


CONTRACT NO.	<b>LOCKHEED MARTIN</b> <small>METAJIRIE, LA</small>		
ENGINEER			
DATE	<b>TITLE</b> SOUTH CAROLINA DEPT OF TRANSPORTATION CROSS ISLAND PARKWAY TOLL PLAZA LANE ENCLOSURE LOCATION PLAN		
DRAWN			
APPROVAL	SIZE	DRAWING NO.	REV
APPROVAL	B	SC-18	B
SCALE: 1/16"=1'-0"		SHEET 1 OF 1	

9/22/98

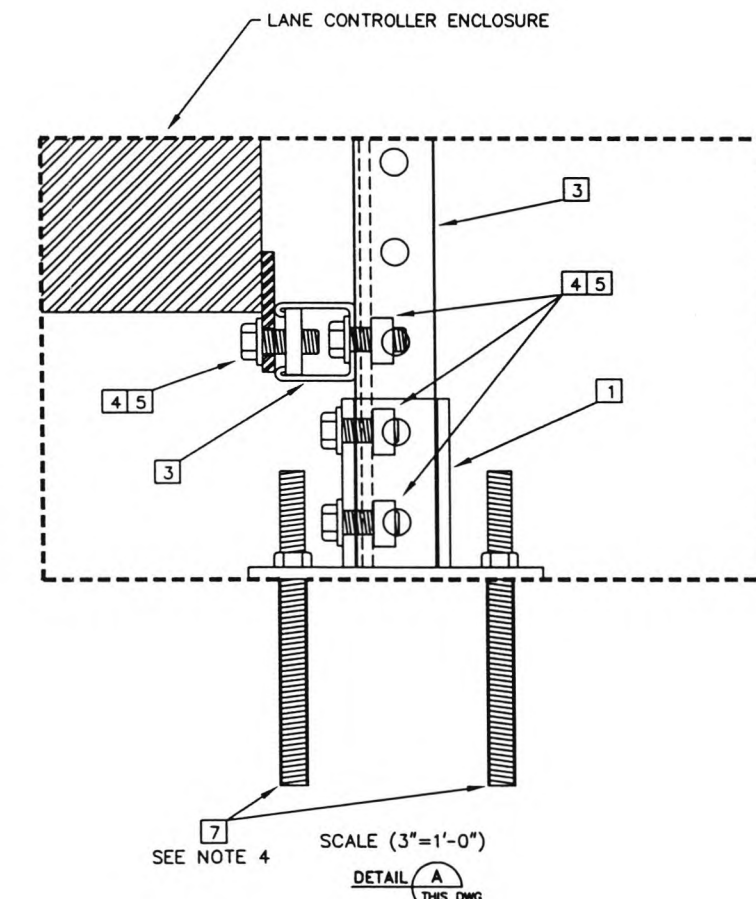
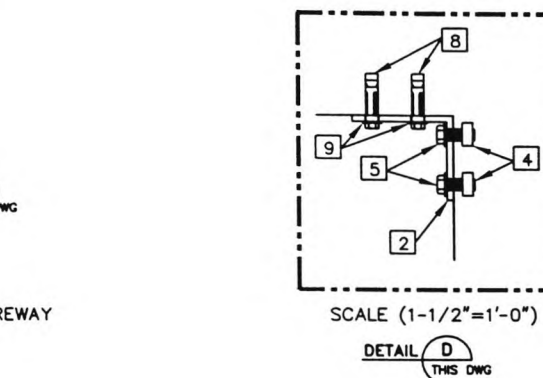
DWG\SC\SC-18rev-b

REVISION			
LTR	DESCRIPTION	DATE	APPROVED
A	RELEASED DWG	7/22/97	MC
B	REMOVED HORIZONTAL SUPPORTS	9/22/98	MC
C	AS BUILT	9/24/98	MC



- NOTES: (1) A 10' LENGTH OF CHANNEL WILL SUPPLY (6) 1'-8" HORIZONTAL WALL SUPPORTS.  
 (2) A 10' LENGTH OF CHANNEL WILL SUPPLY (2) 4'-7" VERTICAL SUPPORTS.  
 (3) A 10' LENGTH OF CHANNEL WILL SUPPLY (4) 2'-6" HORIZONTAL ENCLOSURE SUPPORTS  
 (4) NUTS AND WASHERS PROVIDED WITH HAS ROD

LABEL NO.	PART NUMBER	DESCRIPTION
1	B280SQ	POST BASE FOR B22
2	B104SH	3 HOLE ADJ. CORNER ANGLE
3	B22SH	CHANNEL
4	N225	SPRING NUT
5	HHCS 1/2"x 1-1/4"	HEX HEAD CAP SCREW
6	FW 1/2"	FLAT WASHER
7	00068667	1/2" x 6-1/2" HAS Rod
8	00066028	Slv Anchor 3/8" x 2"
9	FW 1"	FLAT WASHER



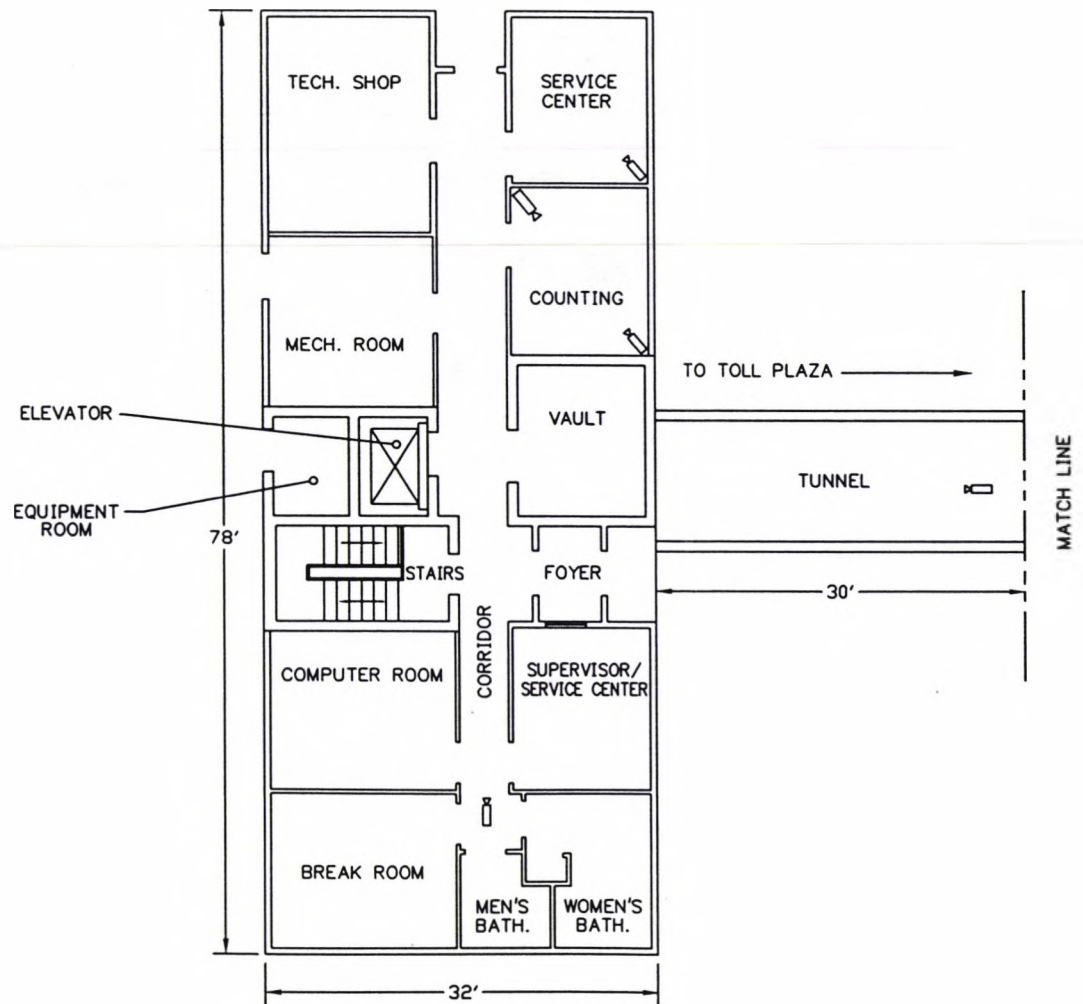
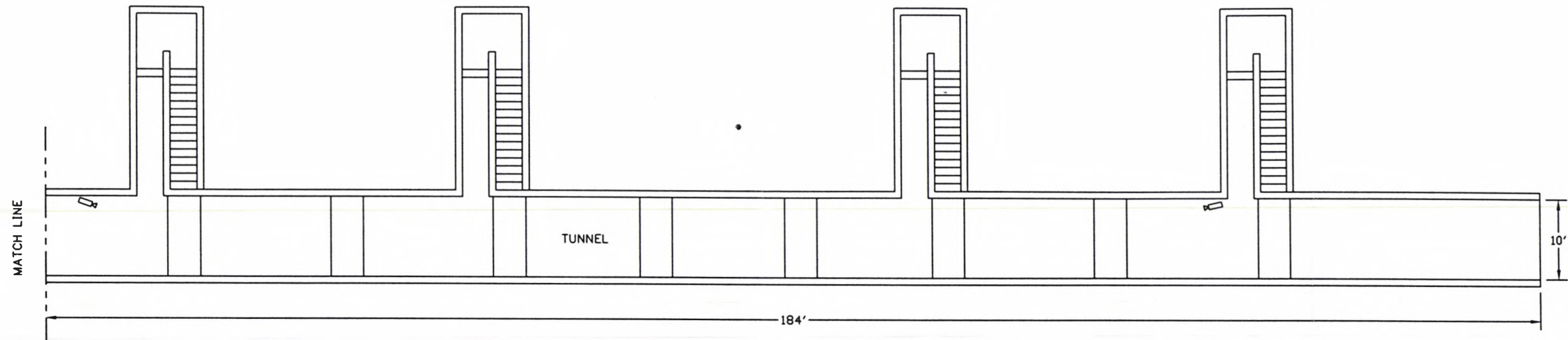
CONTRACT NO.	<b>LOCKHEED MARTIN</b> <small>Metairie, LA</small>		
ENGINEER M. CANTELLI			
DATE 07/22/97	<b>TITLE</b> SOUTH CAROLINA DEPT OF TRANSPORTATION CROSS ISLAND PARKWAY TOLL PLAZA LANE ENCLOSURE LOCATION PLAN		
DRAWN R. THIBODAUX			
APPROVAL	SIZE B	DRAWING NO. SC-19	REV C
APPROVAL	SCALE: AS SHOWN (PLOT AT 1/8"=1'-0")		
			SHEET 1 OF 1

9/22/98

DWG\SC\SC-19revc



REVISION			
LTR	DESCRIPTION	DATE	APPROVED
A	RELEASED DWG	05/20/98	MC
B	AS BUILT	09/24/98	MC



— SECURITY CAMERA

CONTRACT NO.	<b>LOCKHEED MARTIN</b> <small>MTAIRIE, LA</small>		
ENGINEER			
DATE	TITLE SOUTH CAROLINA DEPT OF TRANSPORTATION CROSS ISLAND PARKWAY TOLL PLAZA SECURITY CAMERAS-BUILDING & TUNNEL		
DRAWN			
APPROVAL	SIZE	DRAWING NO.	REV
APPROVAL	B	SC-20	B
SCALE: 1/16"=1'-0"		SHEET 1 OF 1	

09/23/98

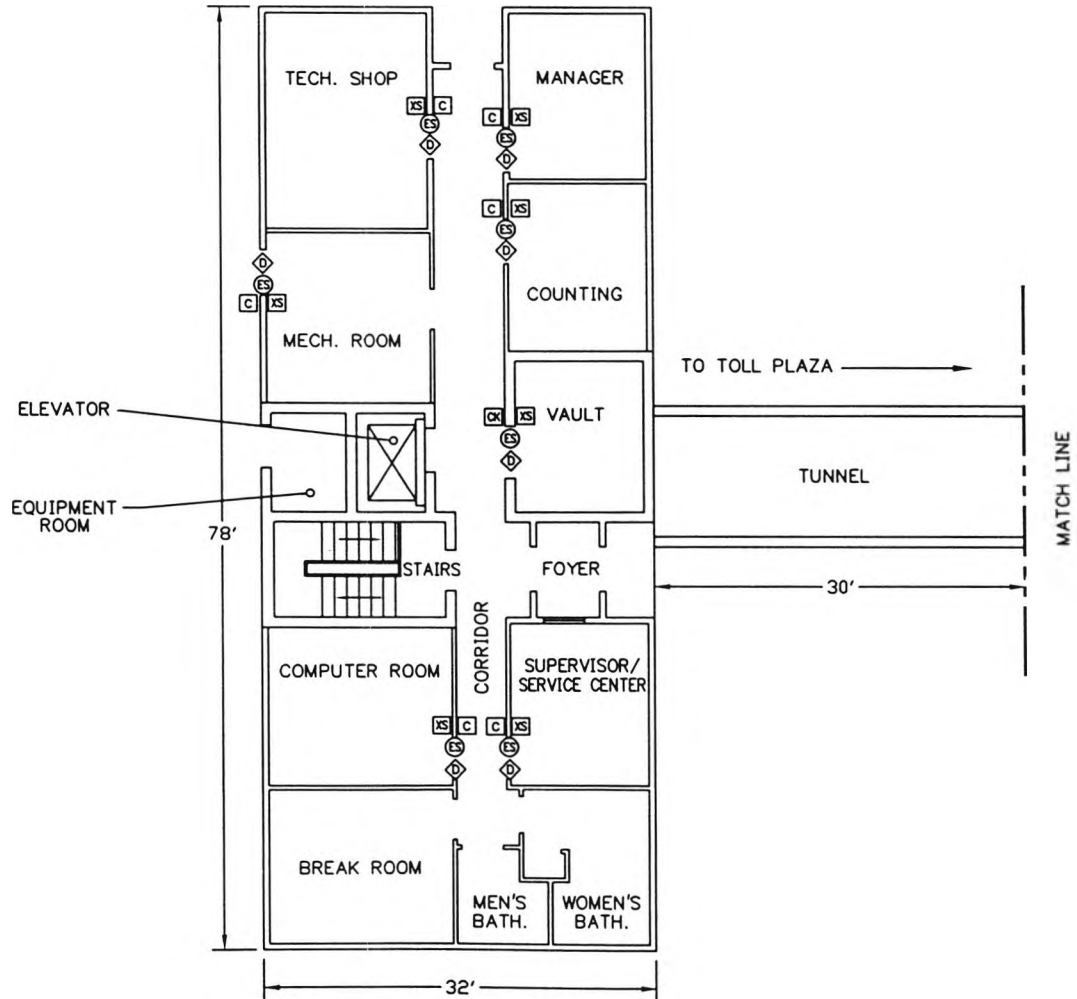
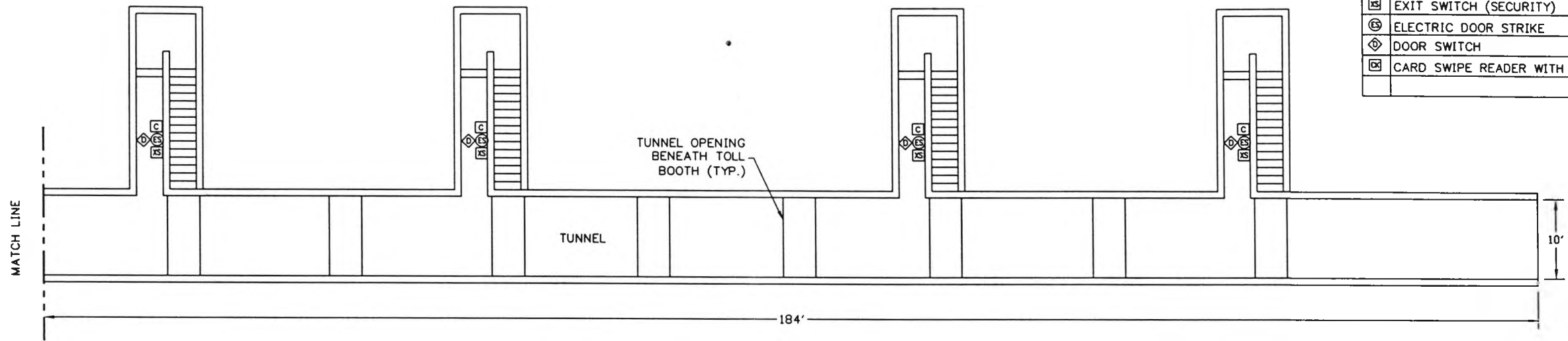
DWG\SC\SC-20revb





REVISION			
LTR	DESCRIPTION	DATE	APPROVED
A	RELEASED DWG	07/21/97	MC
B	AS BUILT	9/22/98	MC

LEGEND	
	CARD SWIPE READER (SECURITY)
	EXIT SWITCH (SECURITY)
	ELECTRIC DOOR STRIKE
	DOOR SWITCH
	CARD SWIPE READER WITH NUMERIC KEYPAD (SECURITY)



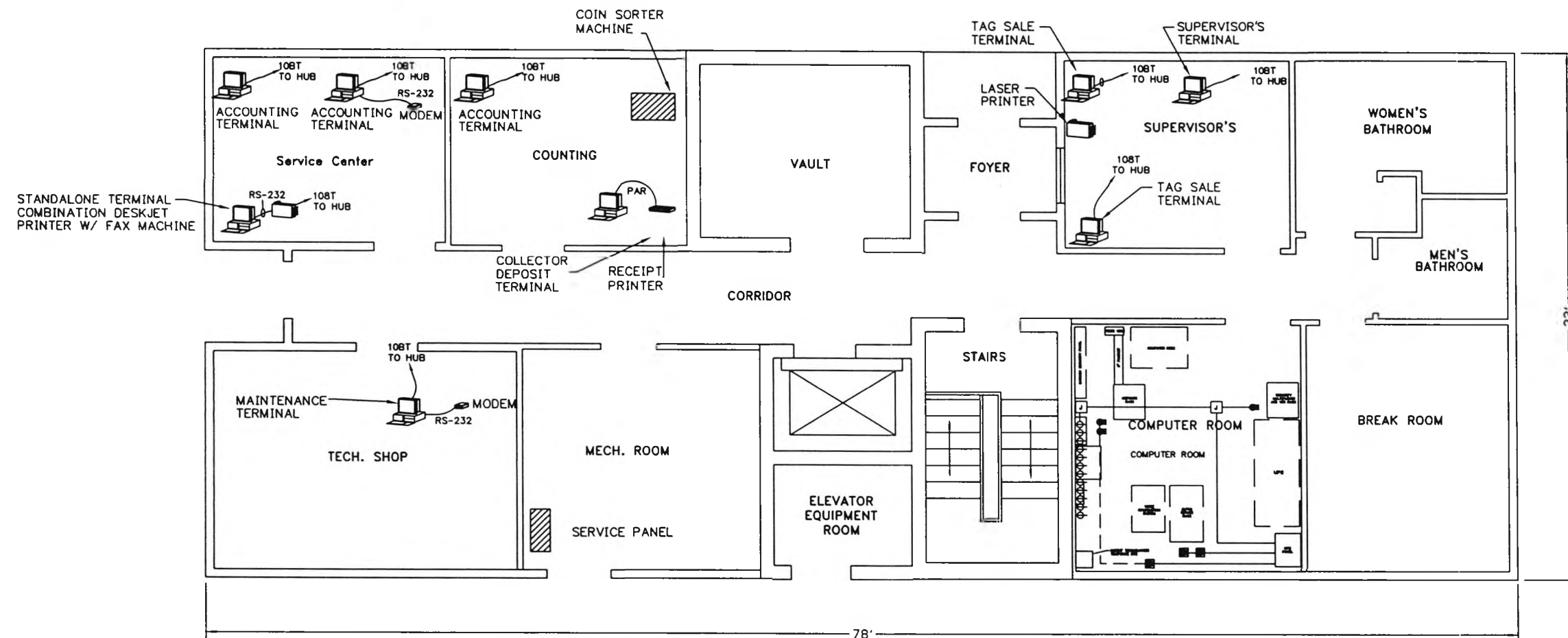
CONTRACT NO.	<b>LOCKHEED MARTIN</b> METAIRIE, LA		
ENGINEER			
DATE	TITLE SOUTH CAROLINA DEPT OF TRANSPORTATION CROSS ISLAND PARKWAY TOLL PLAZA POWER & SYMBOL SCHEDULE (BUILDING & TUNNEL)		
DRAWN			
APPROVAL	SIZE	DRAWING NO.	REV
APPROVAL	B	SC-21	B
SCALE: 1/16"=1'-0"		SHEET 1 OF 1	

9/24/98

DWG\SC\SC-21rev-b



REVISION			
LTR	DESCRIPTION	DATE	APPROVED
A	RELEASED DWG	7/23/97	MC
B	As-Built Conditions	9/24/98	MC

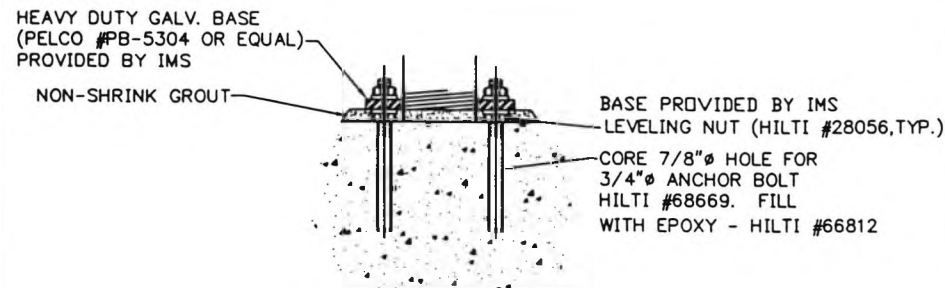


CONTRACT NO.	<b>LOCKHEED MARTIN</b> METairie, LA		
CONTRACT NO.			
ENGINEER	M. CANTELLI	TITLE SOUTH CAROLINA DEPT OF TRANSPORTATION CROSS ISLAND PARKWAY TOLL PLAZA DATA TERMINALS-BUILDING FLOOR PLAN	
DATE	07/23/97		
DRAWN	RBT & MP	SIZE	DRAWING NO.
APPROVAL		B	SC-22
APPROVAL		SCALE: 1/8"=1'-0"	SHEET 1 OF 1

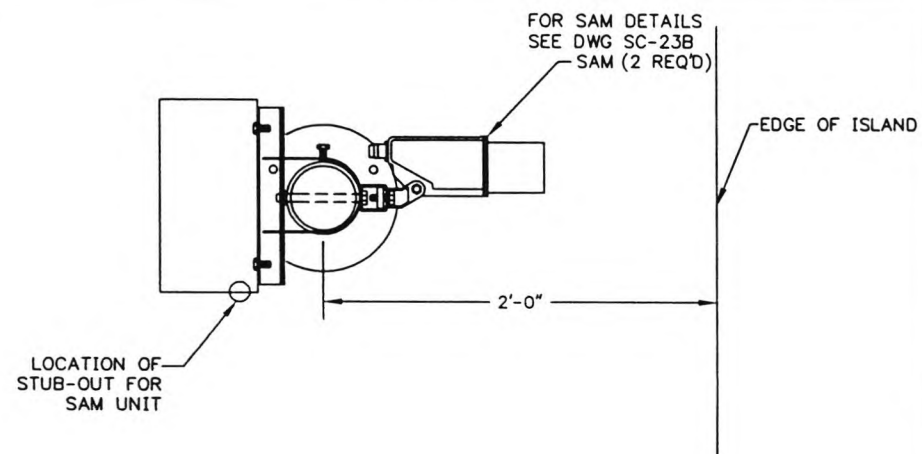
9/24/98

DWG\SC\ASBUILT\SC-22

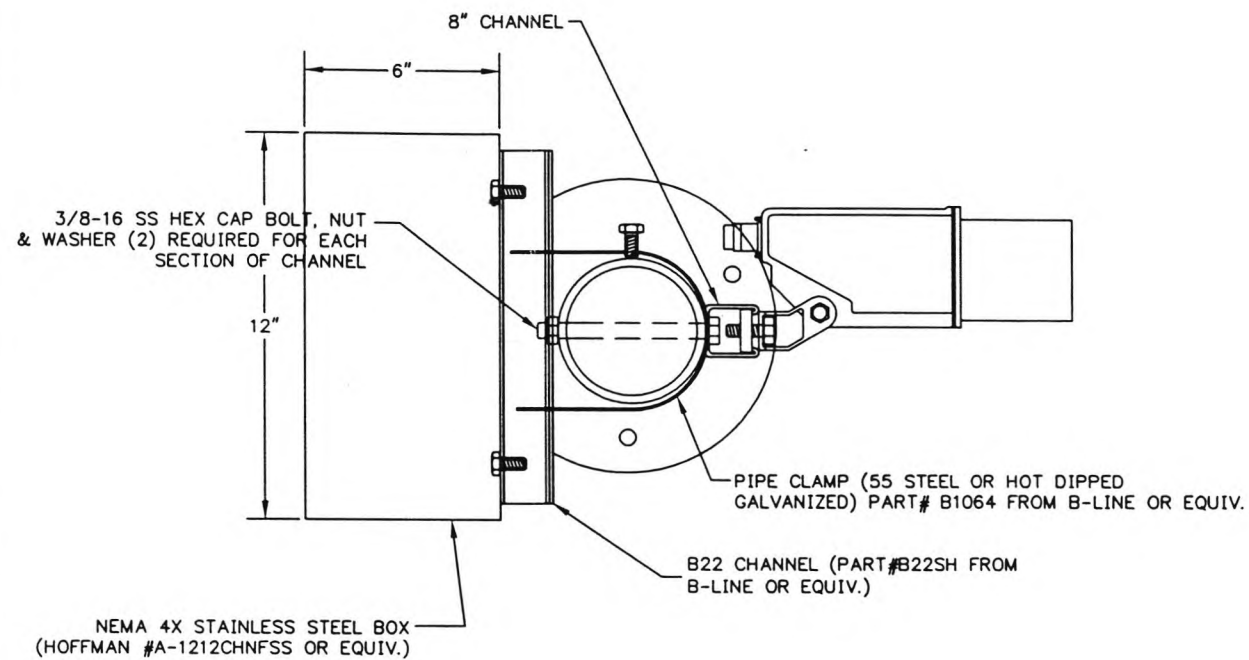
17



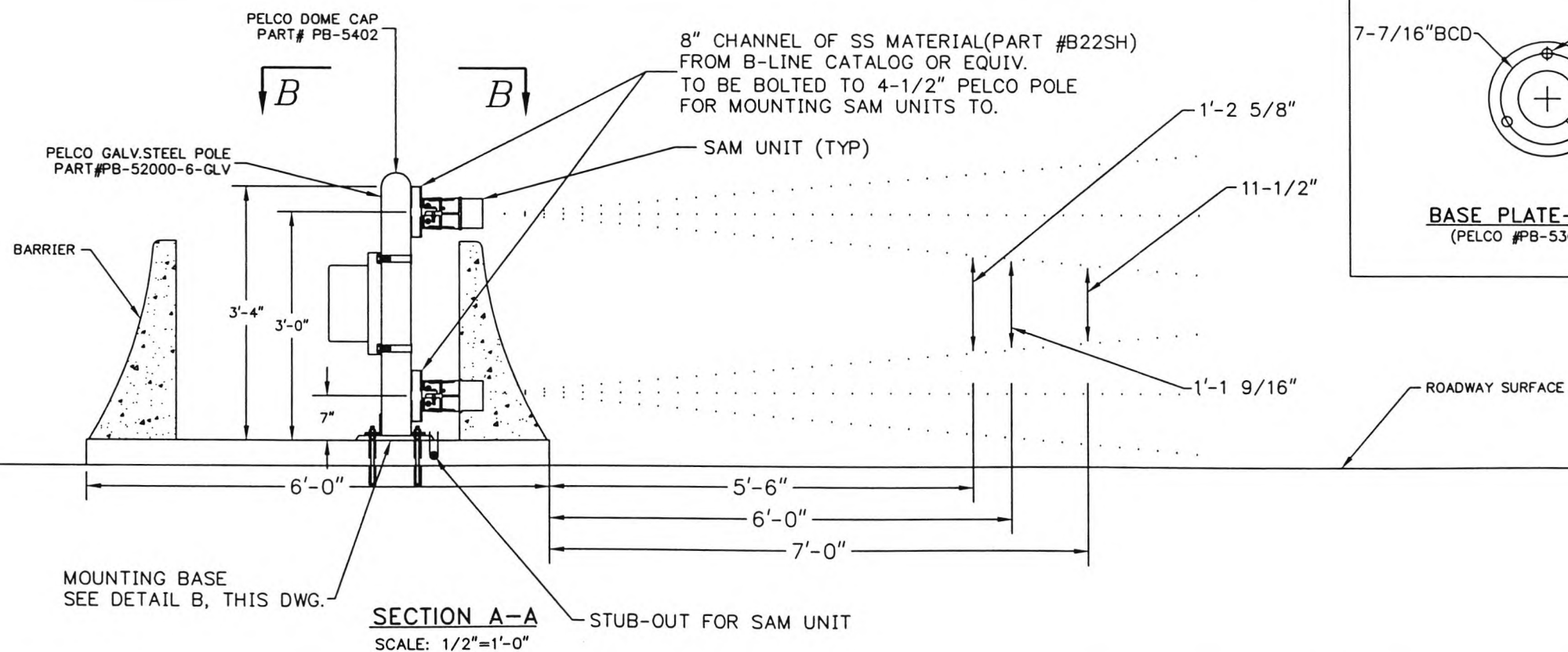
**BASE PLATE-PROFILE  
DETAIL B**  
SCALE: 1/2"=1'-0"



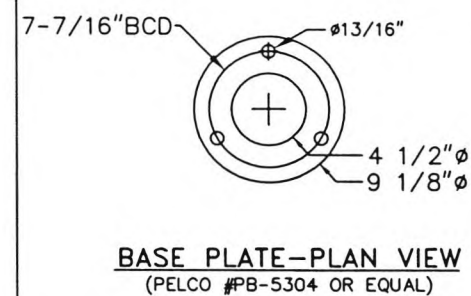
**PLAN VIEW**  
SCALE: 1/2"=1'-0"



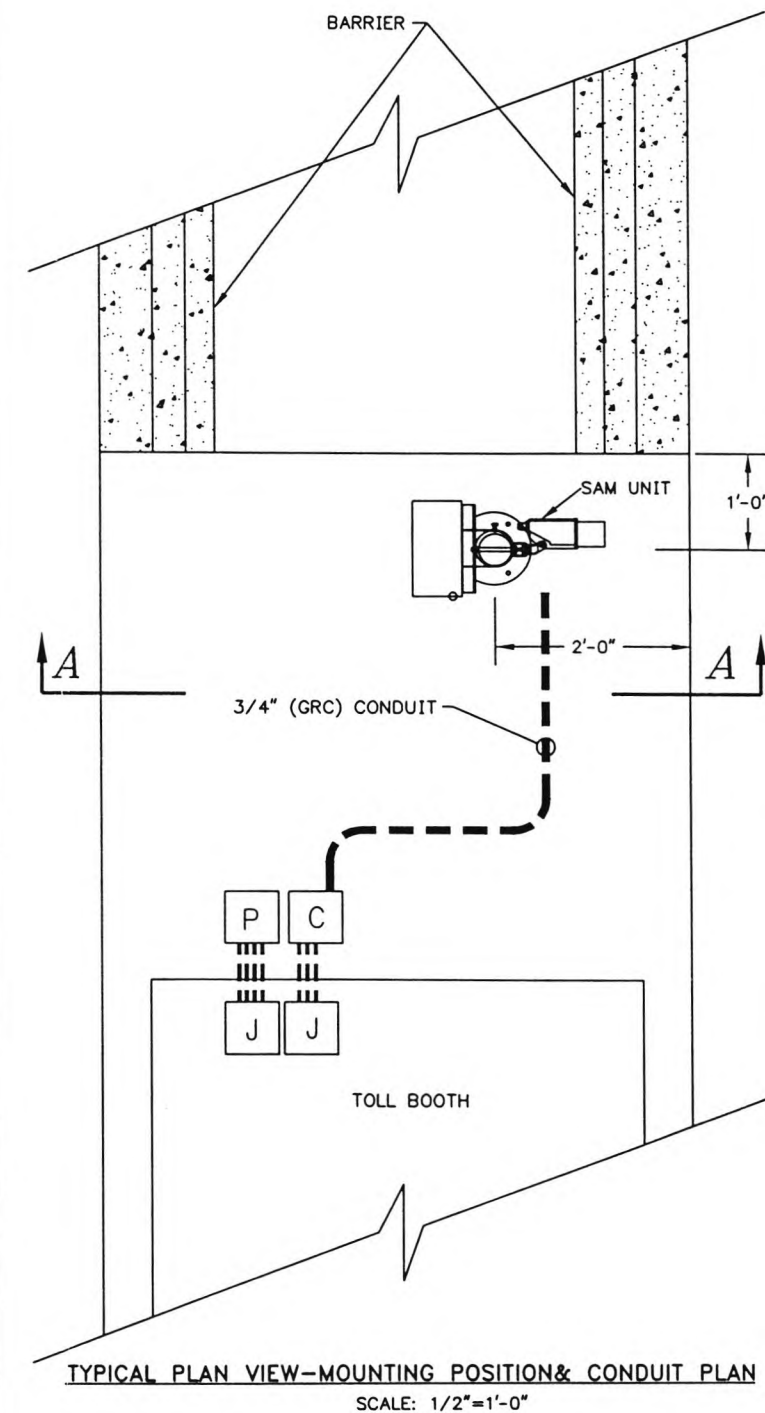
**SECTION B-B**  
SCALE: 1"=1'-0"



**SECTION A-A**  
SCALE: 1/2"=1'-0"



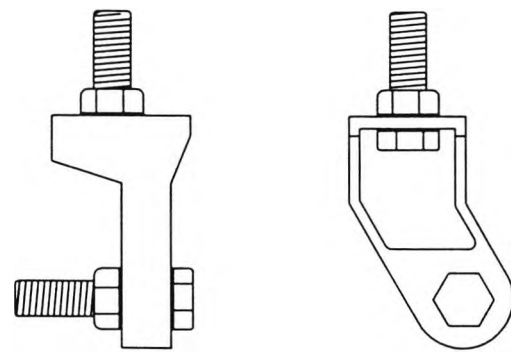
REVISION			
LTR	DESCRIPTION	DATE	APPROVED
A	RELEASE DWG	05/13/98	MC
B	AS BUILT	09/22/98	MC



CONTRACT NO.	<b>LOCKHEED MARTIN</b> <small>MTAIRIE, LA</small>		
CONTRACT NO.			
ENGINEER M. CANTELLI	<b>TITLE</b> SOUTH CAROLINA DEPT. OF TRANSPORTATION CROSS ISLAND PARKWAY TOLL PLAZA SAM MOUNTING POSITION & DETAILS		
DATE 07/23/97			
DRAWN RJT & MBP	SIZE B	DRAWING NO. SC-23A	REV B
APPROVAL	SCALE: AS NOTED (PLOT AT 1/2"=1'-0")		
APPROVAL	SHEET 1 OF 1		

09/23/98

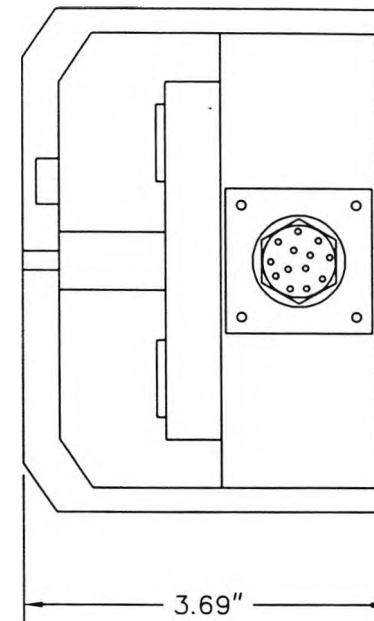
F: /DWG/SC/SC-23Are-b



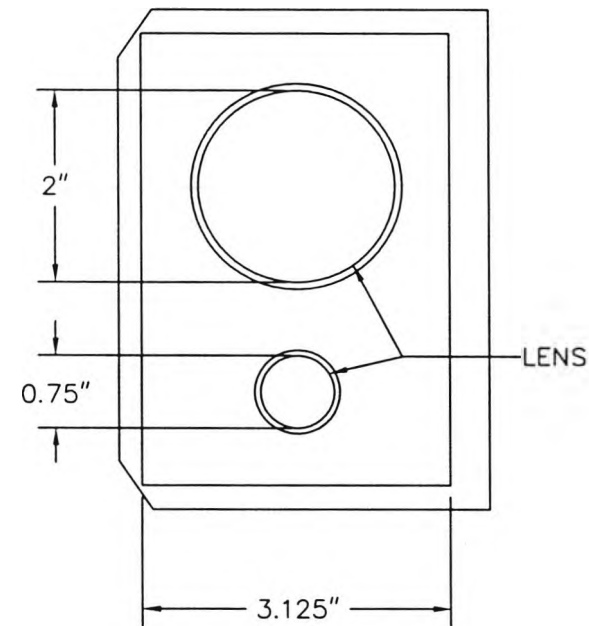
TOP VIEW

SIDE VIEW

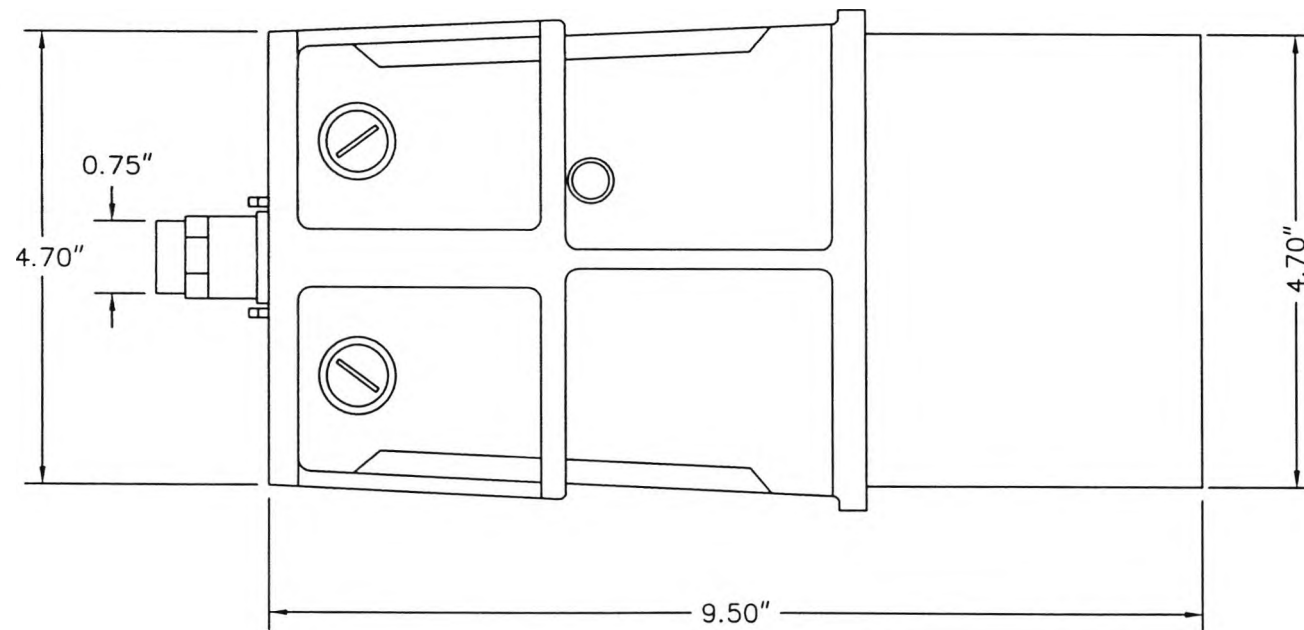
MOUNTING BRACKET



BACK VIEW

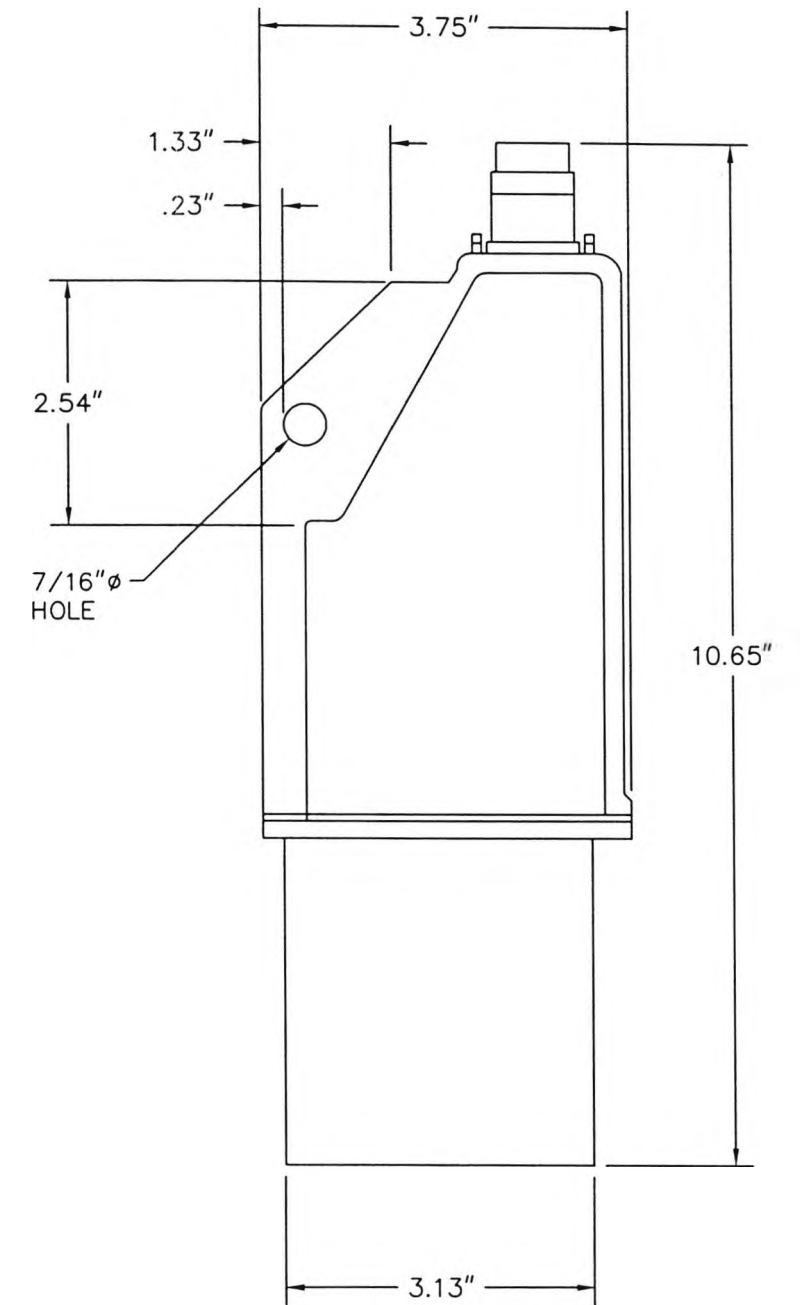


FRONT VIEW



SIDE VIEW

REVISION			
LTR	DESCRIPTION	DATE	APPROVED
A	RELEASE DWG.	5/13/98	MC
B	AS BUILT	9/24/98	MC



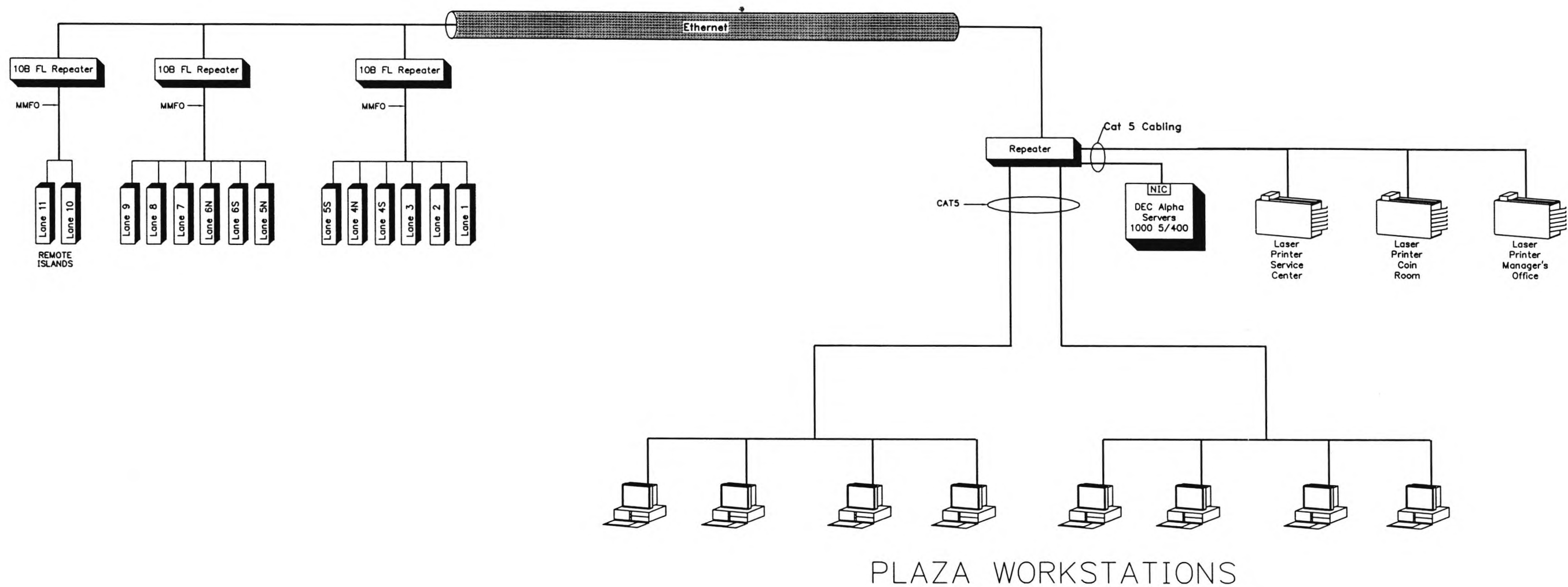
TOP VIEW

CONTRACT NO.	<b>LOCKHEED MARTIN</b> <small>METAIRIE, LA</small>		
ENGINEER M. CANTELLI			
DATE 09/17/96	<b>TITLE</b> SOUTH CAROLINA DEPT. OF TRANS. CROSS ISLAND PARKWAY SAM DETAILS		
DRAWN MBP			
APPROVAL	SIZE B	DRAWING NO. SC-23B	REV B
APPROVAL	SCALE: HALF SIZE		SHEET 1 OF 1

09/23/98

F:/DWG/SC/SC-23Brevb

REVISION			
LTR	DESCRIPTION	DATE	APPROVED
A	DRAWING RELEASE	05/24/97	MC
B	AS BUILT	09/23/98	MC

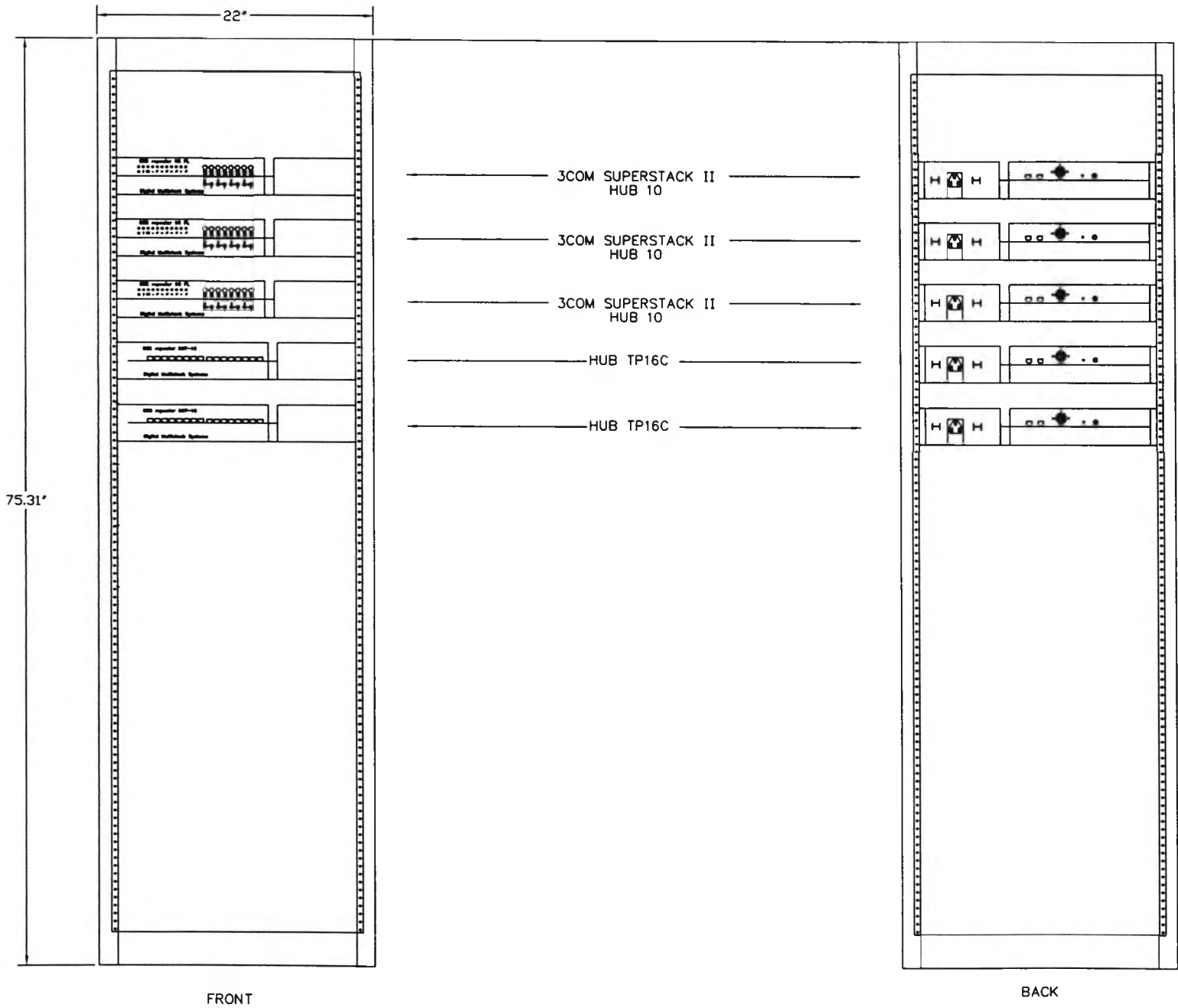


CONTRACT NO.	<div> <div>LOCKHEED MARTIN</div> <div>MOBILE, AL</div> </div>		
ENGINEER			
DATE	<div> <div>TITLE</div> <div>SOUTH CAROLINA DEPT. OF TRANSPORTATION</div> <div>CROSS ISLAND PARKWAY TOLL PLAZA</div> <div>NETWORK DIAGRAM</div> </div>		
DRAWN			
APPROVAL	SIZE	DRAWING NO.	REV
APPROVAL	B	SC-24	B
SCALE: NONE		SHEET 1 OF 1	

9/23/98

DWG\SC\SC-24revb

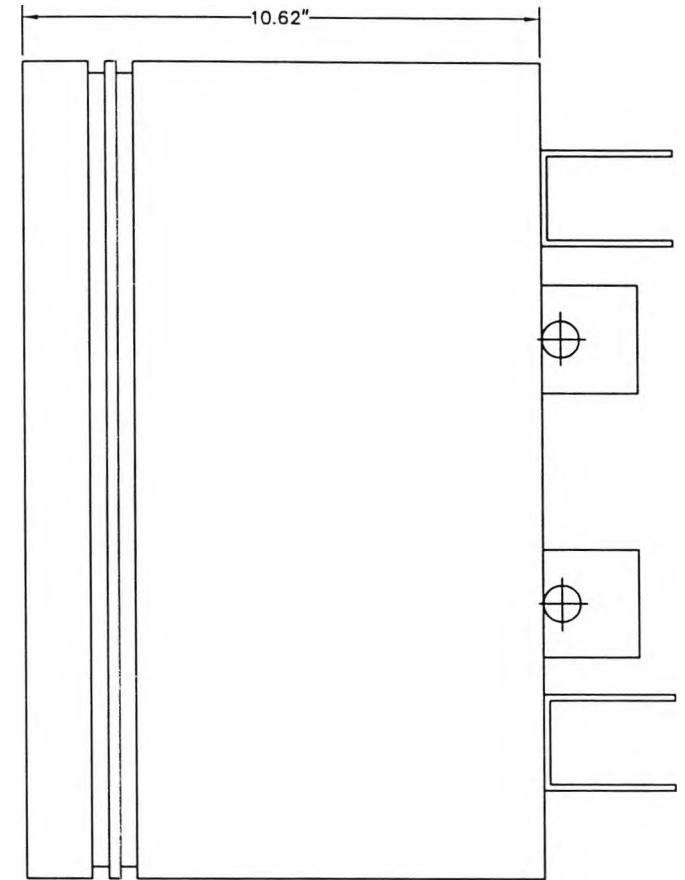
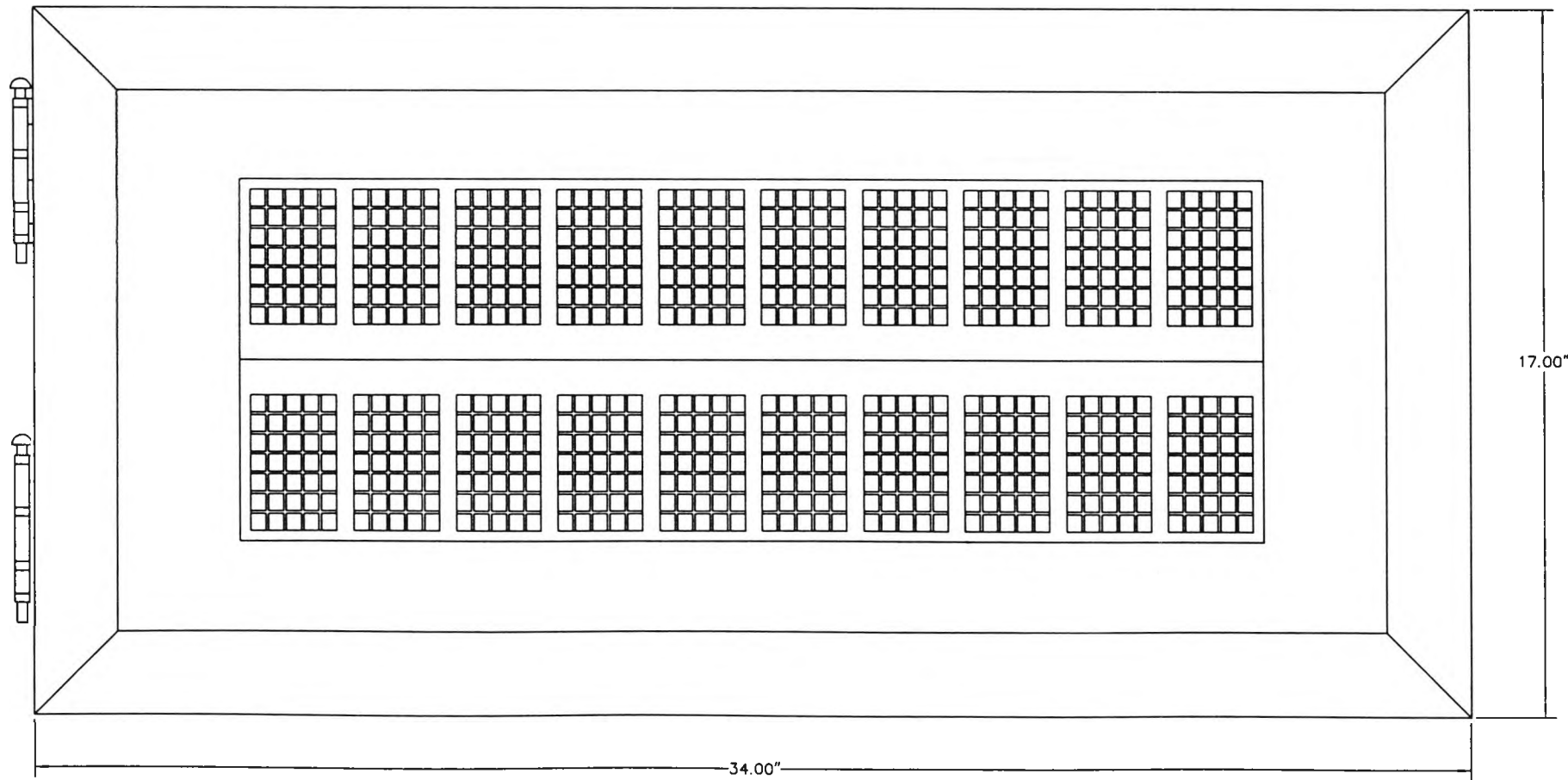
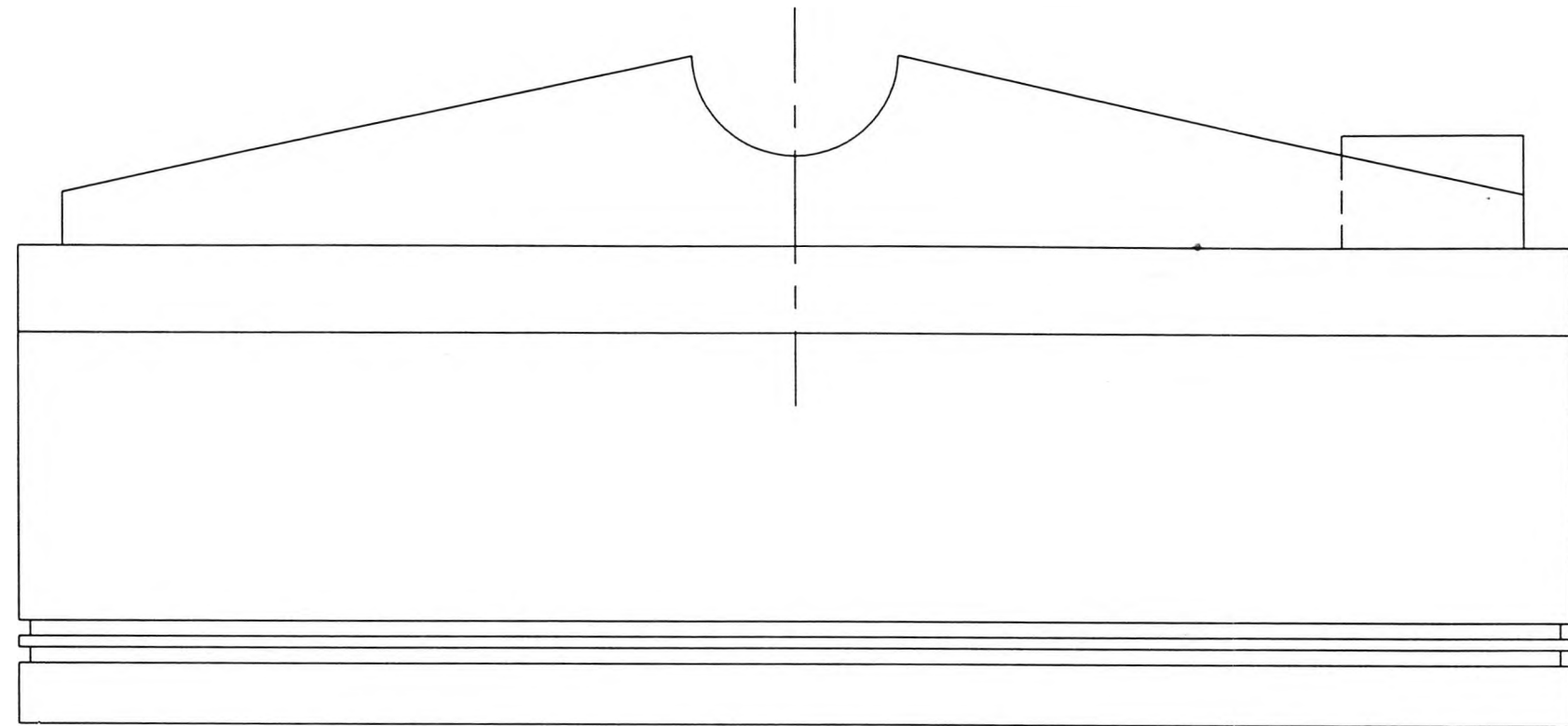
REVISION			
LTR	DESCRIPTION	DATE	APPROVED
A	DRAWING RELEASE	8/24/98	MC
B	AS-BUILT	9/23/98	MC



CONTRACT NO.	<b>LOCKHEED MARTIN</b> <small>MTAIRIE, LA</small>		
CONTRACT NO.			
ENGINEER M. CANTELLI	<b>TITLE</b> SOUTH CAROLINA DEPT. OF TRANSPORTATION CROSS ISLAND PARKWAY TOLL PLAZA NETWORK RACK CONFIGURATION		
DATE 08/18/97			
DRAWN R. THIBODAUX	<b>SC-25</b>		
APPROVAL			
APPROVAL	SIZE <b>B</b>	DRAWING NO. <b>SC-25</b>	REV <b>B</b>
SCALE: 1"=1'-0"   SHEET 1 OF 1			



REVISION			
LTR	DESCRIPTION	DATE	APPROVED
A	RELEASED DWG	11/26/97	MC
B	AS BUILT	9/24/98	MC



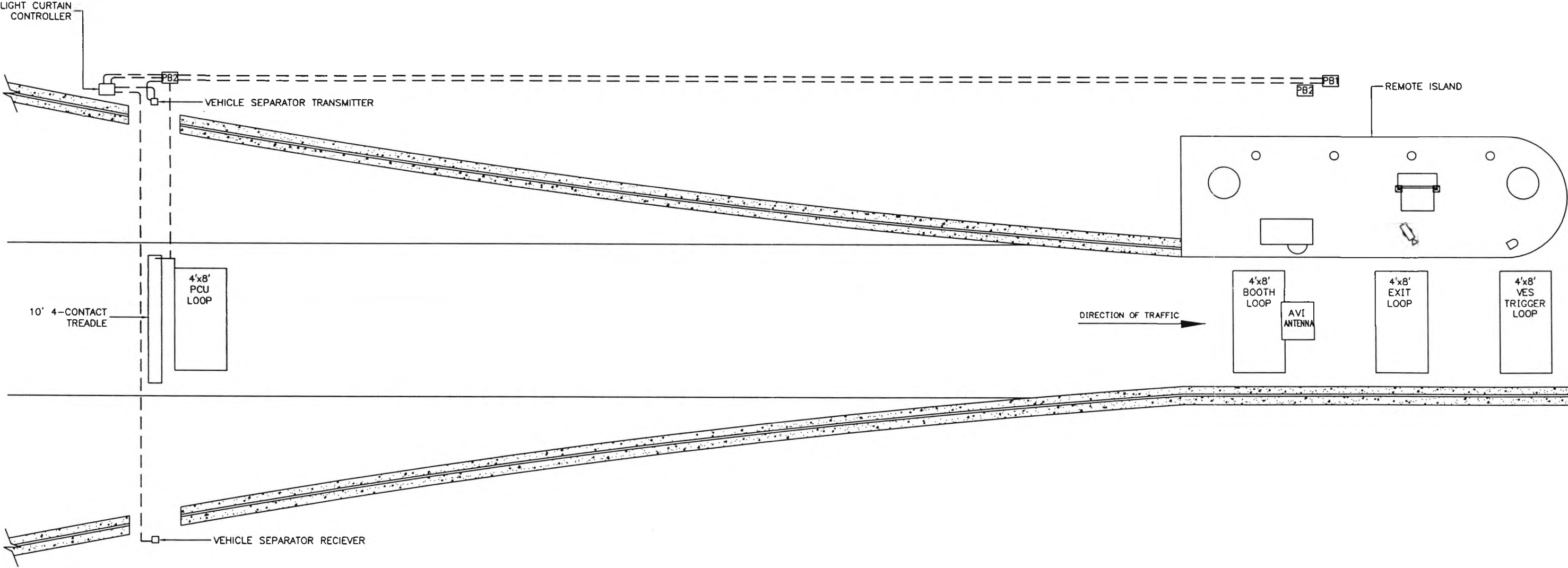
CONTRACT NO.	<b>LOCKHEED MARTIN</b> <small>METAIRIE, LA</small>		
ENGINEER M. CANTELLI			
DATE 11/26/97	<b>TITLE</b> SOUTH CAROLINA DEPT. OF TRANSPORTATION CROSS ISLAND PARKWAY TOLL PLAZA PATRON FARE DISPLAY		
DRAWN RJT			
APPROVAL	SIZE B	DRAWING NO. SC-26	REV B
APPROVAL	SCALE: 3"=1'-0"		SHEET 1 OF 1

09/23/98


DWG\SC\SC-26

32

REVISION			
LTR	DESCRIPTION	DATE	APPROVED
A	RELEASED DWG	1/08/97	MC
B	AS BUILT	09/23/98	MC



PLAN VIEW

CONTRACT NO.		<b>LOCKHEED MARTIN</b> <small>METAJRJE, LA</small>		
CONTRACT NO.				
ENGINEER M. CANTELLI		<b>TITLE</b> SOUTH CAROLINA DEPT. OF TRANSPORTATION CROSS ISLAND PARKWAY TOLL PLAZA TYP RAMP LANE PLAN VIEW		
DATE 1/8/97				
DRAWN RJT				
APPROVAL		SIZE B	DRAWING NO. SC-27A	REV B
APPROVAL		SCALE: 1/8"=1'-0"		SHEET 1 OF 1

09/23/98

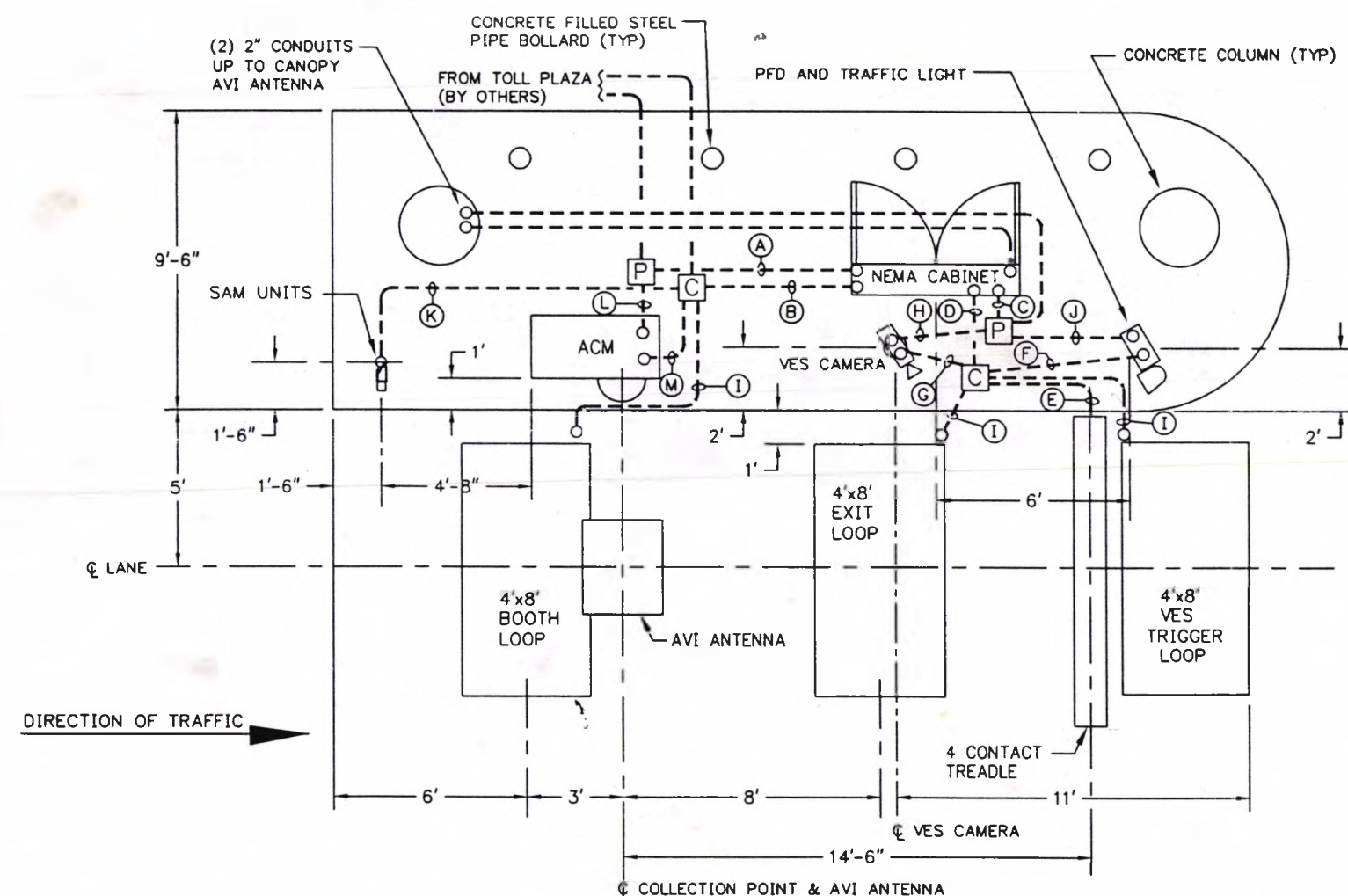
F:\DWG\SC\SC-27Arevb



REVISION			
LTR	DESCRIPTION	DATE	APPROVED

# CONDUIT SCHEDULE

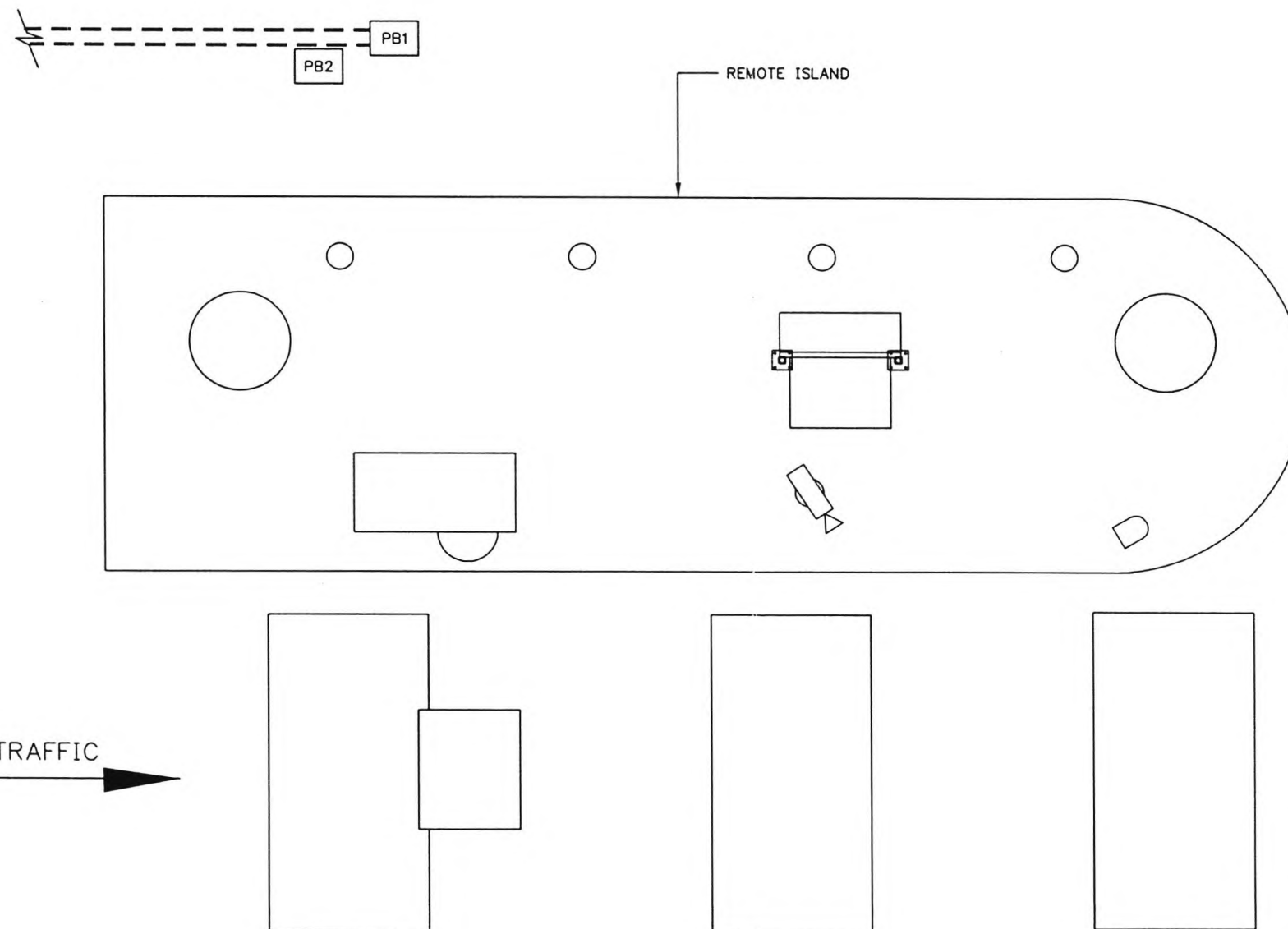
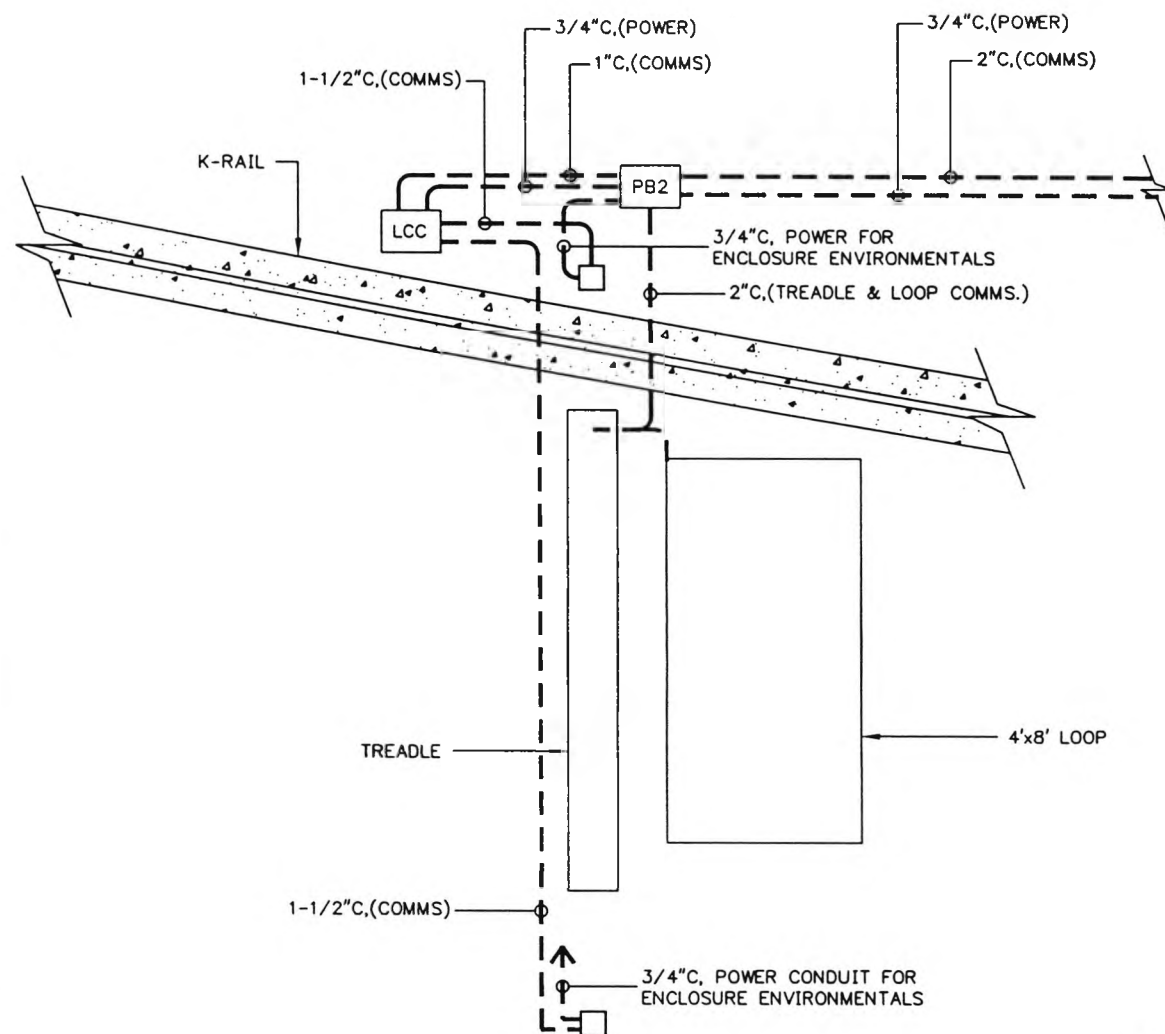
NUMBER	SIZE	PURPOSE
(A)	1"	ENCLOSURE POWER
(B)	2"	ENCLOSURE COMMS
(C)	1"	UPS & RAW POWER TO DEVICES
(D)	3"	TOLL LANE COMMS
(E)	2"	TREADLE COMMS
(F)	1"	DFS COMMS
(G)	1"	CAMERA COMMS
(H)	3/4"	CAMERA POWER
(I)	1"	LOOP LEAD-IN
(J)	3/4"	DFS & ITS POWER
(K)	3/4"	SAM COMMS
(L)	3/4"	ACM POWER
(M)	1"	ACM COMMS
(N)	-	-
(O)	-	-
(P)	-	-
(Q)	-	-
(R)	-	-
(S)	-	-
(T)	-	-



LEGEND:	
---	NEW EXPOSED CONDUIT
---	NEW UNDERGROUND CONDUIT
○	CONDUIT TURNING UP
●	CONDUIT TURNING DOWN
[J]	JUNCTION BOX (TYP)
[P]	CONCRETE BOX OUTS
[C]	COMMUNICATION

CONTRACT NO.	<b>LOCKHEED MARTIN</b> <small>METAIRIE, LA</small>		
CONTRACT NO.			
ENGINEER M. CANTELLI	TITLE <b>SOUTH CAROLINA          CROSS ISLAND PARKWAY TOLL PLAZA          TYP RAMP LANE CONDUIT LAYOUT</b>		
DATE 05/05/97			
DRAWN M. LANSON	SIZE <b>B</b>		REV <b>A</b>
APPROVAL			
APPROVAL	SCALE: 3/16"=1'-0"		SHEET 1 OF 1

REVISION			
LTR	DESCRIPTION	DATE	APPROVED
A	RELEASED DWG	1/08/97	MC
B	AS BUILT	09/23/98	MC



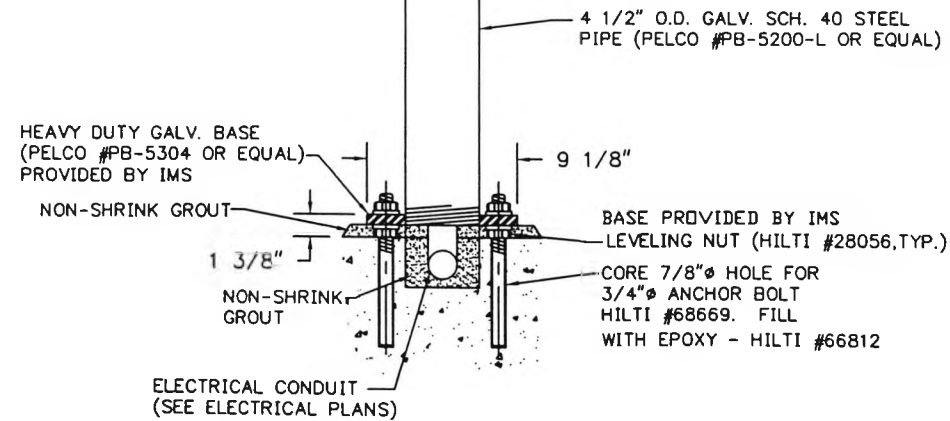
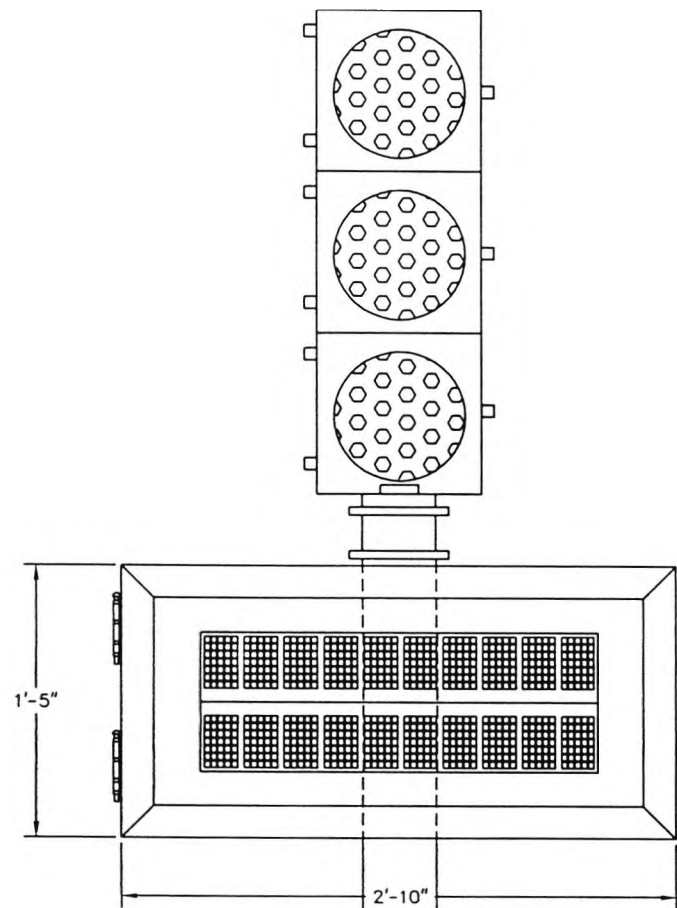
PLAN VIEW

CONTRACT NO.	<b>LOCKHEED MARTIN</b> <small>MOBILE, LA</small>		
ENGINEER			
DATE	M. CANTELLI	<b>TITLE</b> SOUTH CAROLINA DEPT. OF TRANSPORTATION CROSS ISLAND PARKWAY TOLL PLAZA TYP RAMP LANE CONDUIT LAYOUT	
DRAWN	1/8/97		
APPROVAL	RJT	SIZE	REV
		B	B
APPROVAL		DRAWING NO.	SC-27B
		SCALE: 1/4"=1'-0"	SHEET 1 OF 1

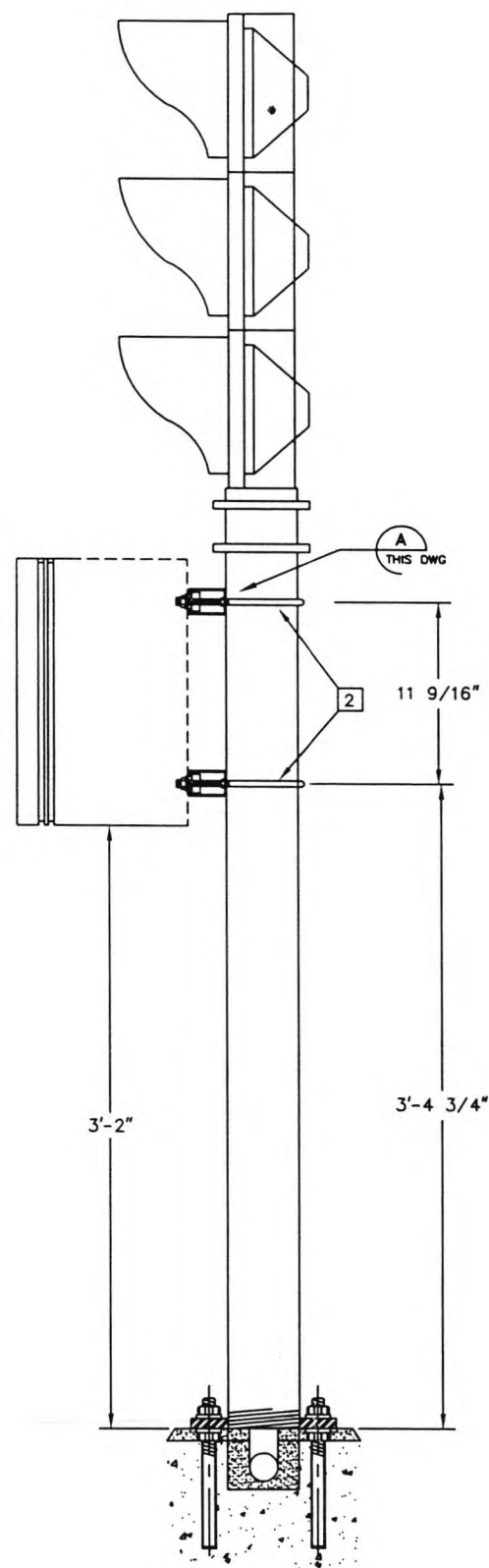
09/23/98

F:\DWG\SC\SC-27rev

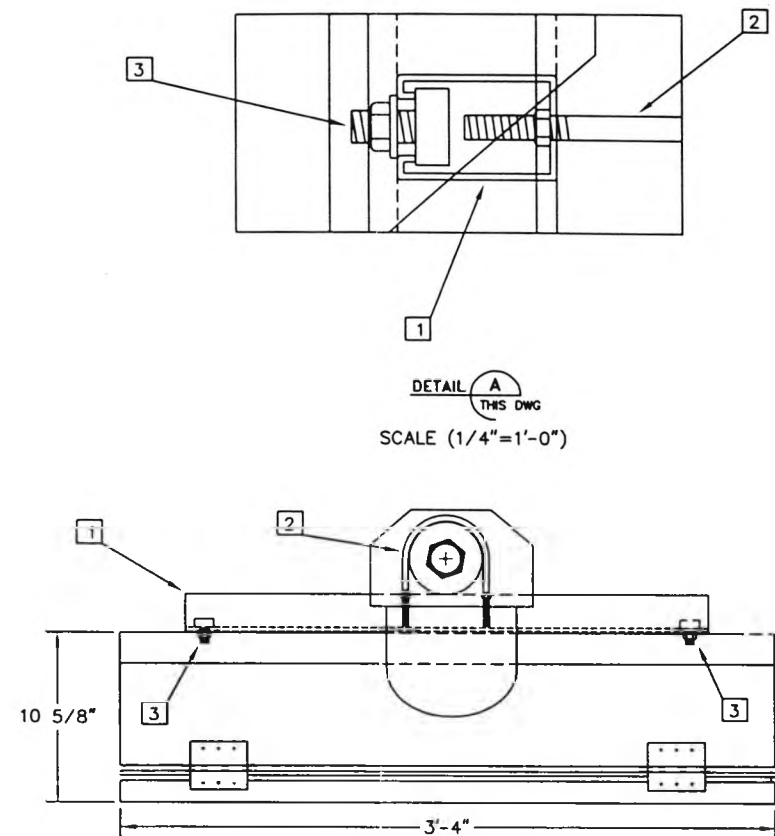
REVISION			
LTR	DESCRIPTION	DATE	APPROVED
A	RELEASE DRAWING	9/5/98	MC
B	AS BUILT	9/24/98	MC



ELEVATION VIEW

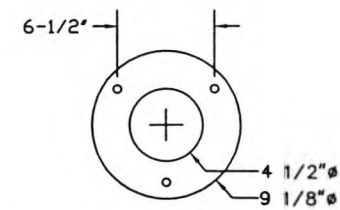


SIDE VIEW



PLAN VIEW

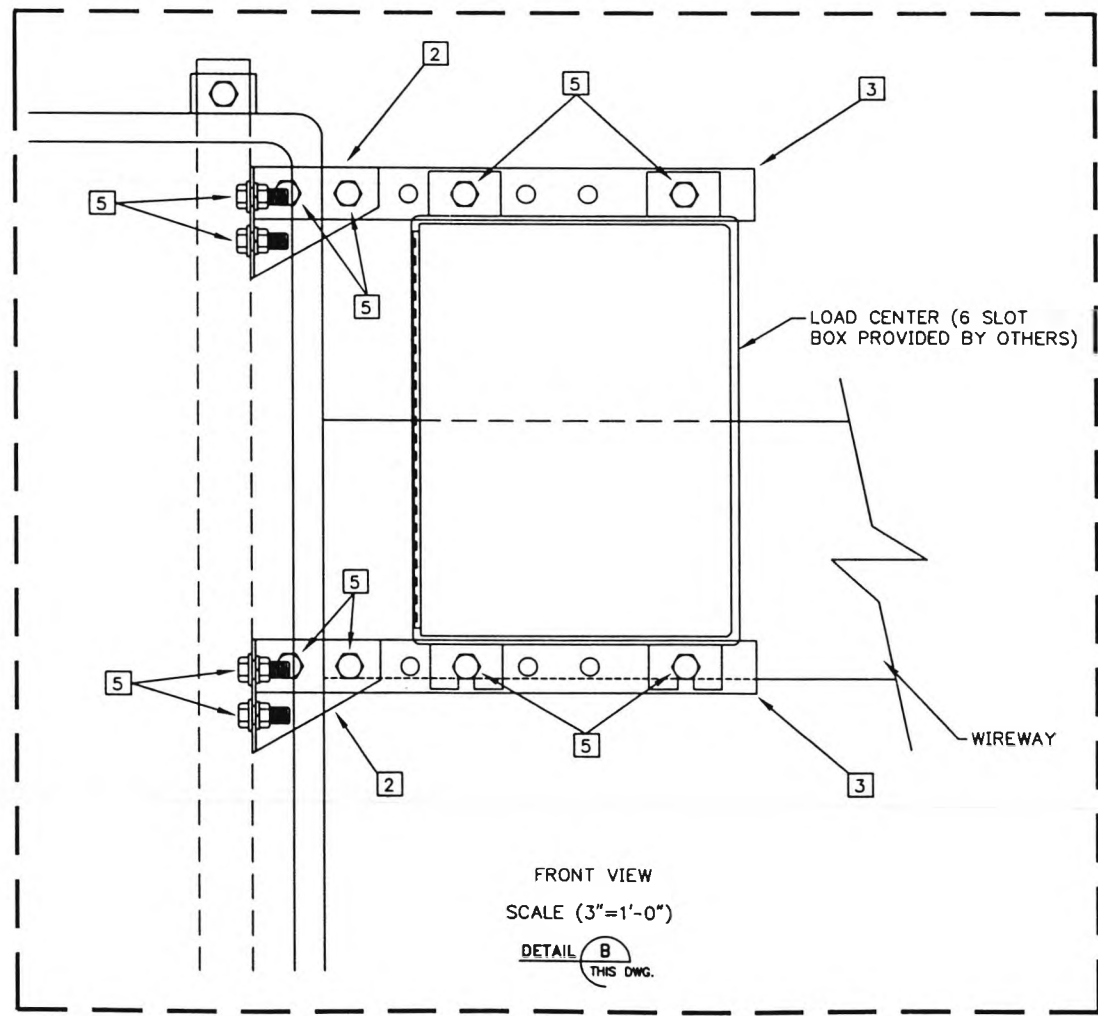
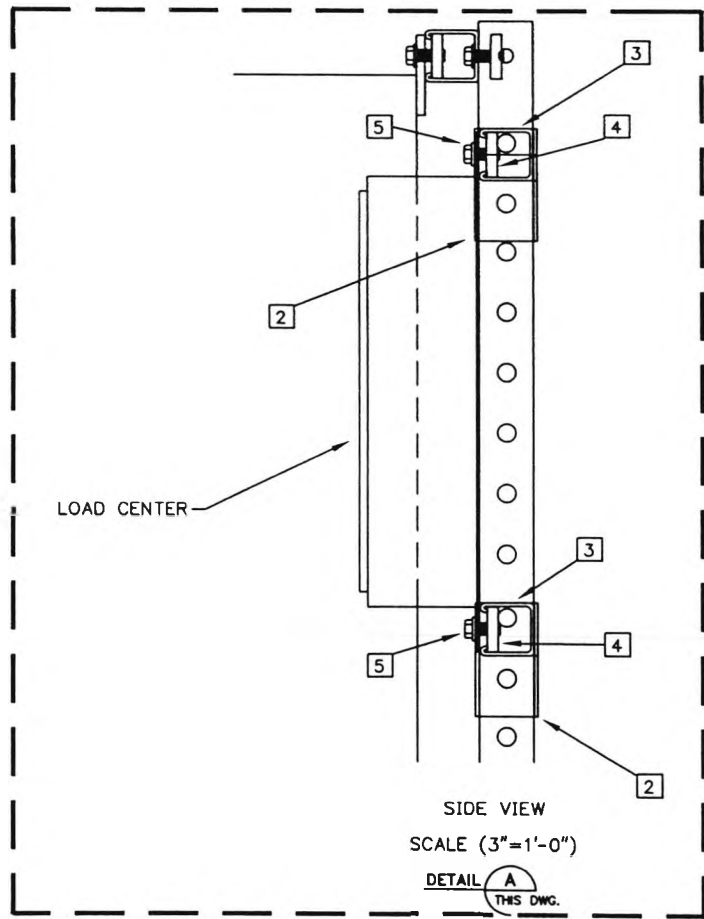
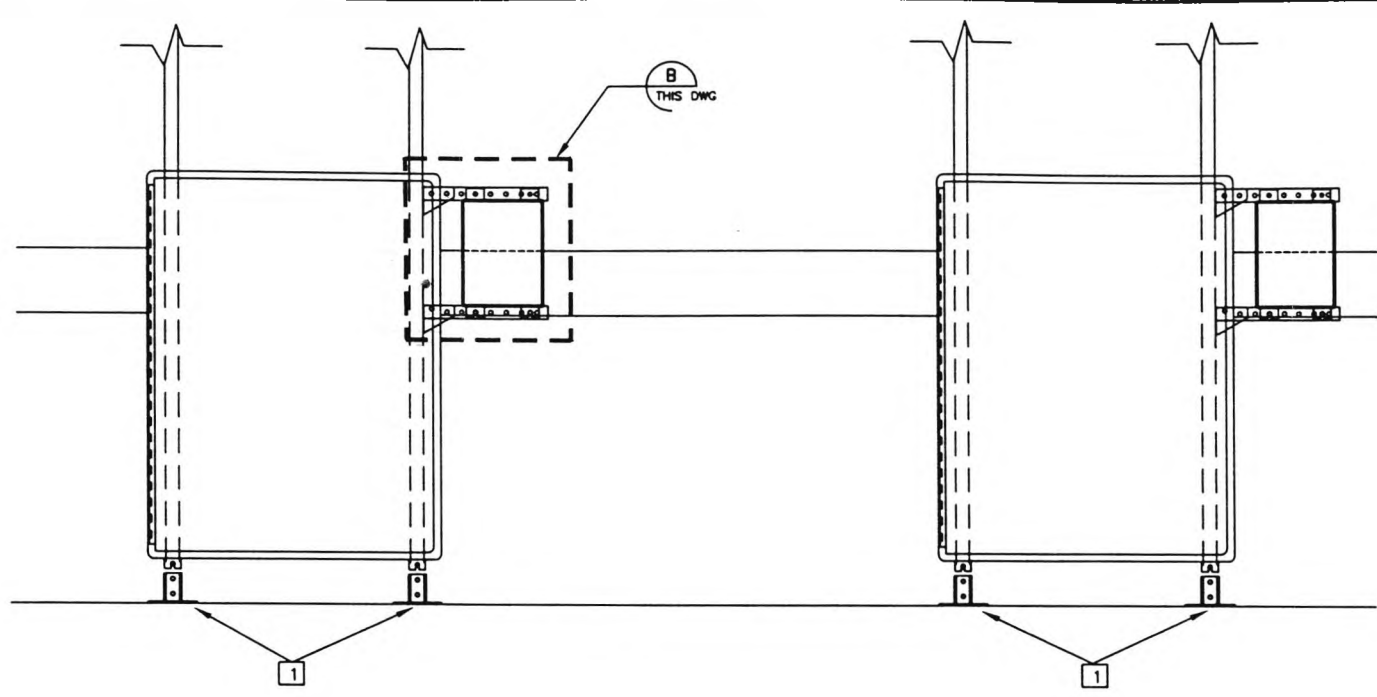
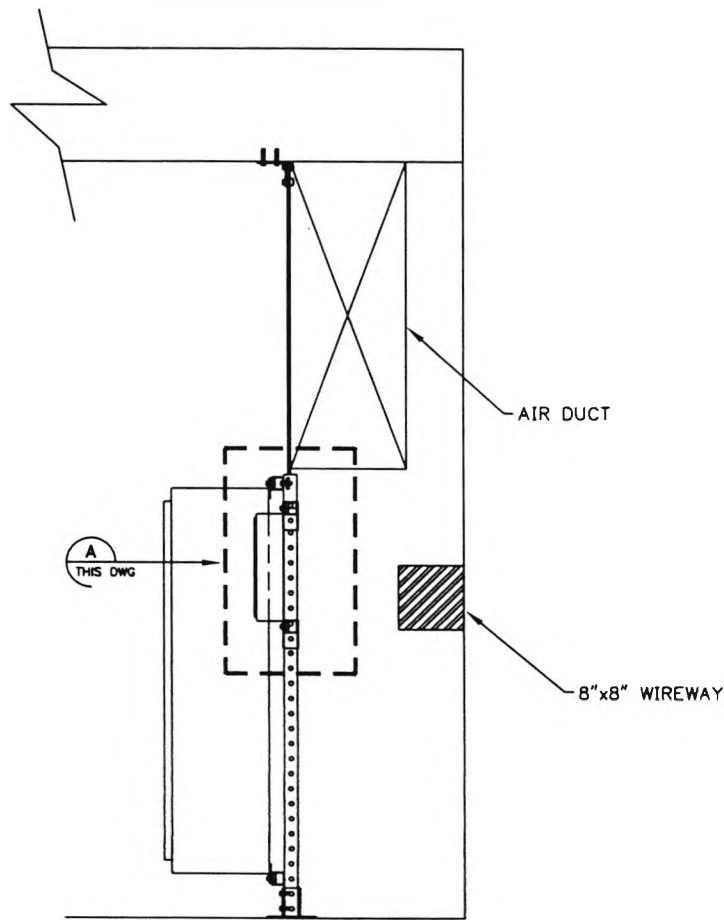
LABEL NO.	PART NUMBER	DESCRIPTION
1	B12S	S TYPE CHANNEL
2	B501-4	U-BOLT
3	SN725-3/4	STUD NUT WITH SPRING



BASE PLATE-PLAN VIEW  
(PELCO #PB-5304 OR EQUAL)

CONTRACT NO.	<b>LOCKHEED MARTIN</b> <small>MTAIRIE, LA</small>		
CONTRACT NO.			
ENGINEER	M. CANTELLI	<b>TITLE</b> SOUTH CAROLINA DEPT. OF TRANSPORTATION CROSS ISLAND PARKWAY TOLL PLAZA TYPICAL DFS/TRAFFIC LIGHT STANCHION	
DATE	08/26/97		
DRAWN	RJT	SIZE	DRAWING NO.
APPROVAL		B	SC-28
APPROVAL		SCALE: 1"=1'-0"	REV B

REVISION			
LTR	DESCRIPTION	DATE	APPROVED
A	RELEASED DWG	9/03/97	MC
B	AS BUILT	9/23/98	MC



LABEL NO.	PART NUMBER	DESCRIPTION
1	B280SQ	POST BASE FOR B22
2	B134L	4 HOLE (L.H.) CORNER GUSSET
3	B22SH	CHANNEL
4	N225	SPRING NUT
5	HHCS 1/2"x 1-1/4"	HEX HEAD CAP SCREW

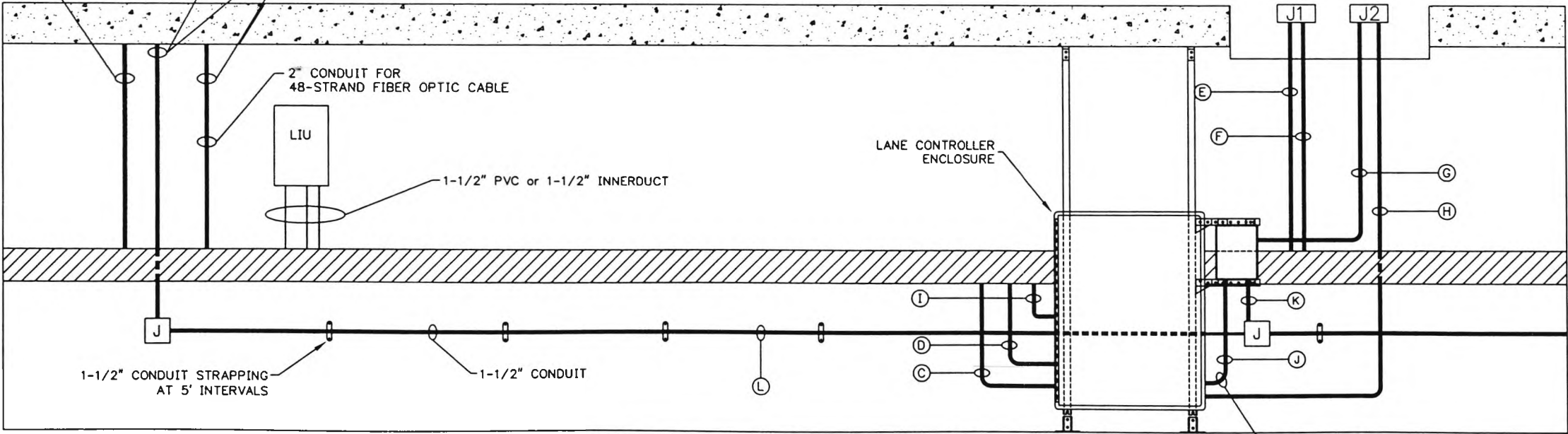
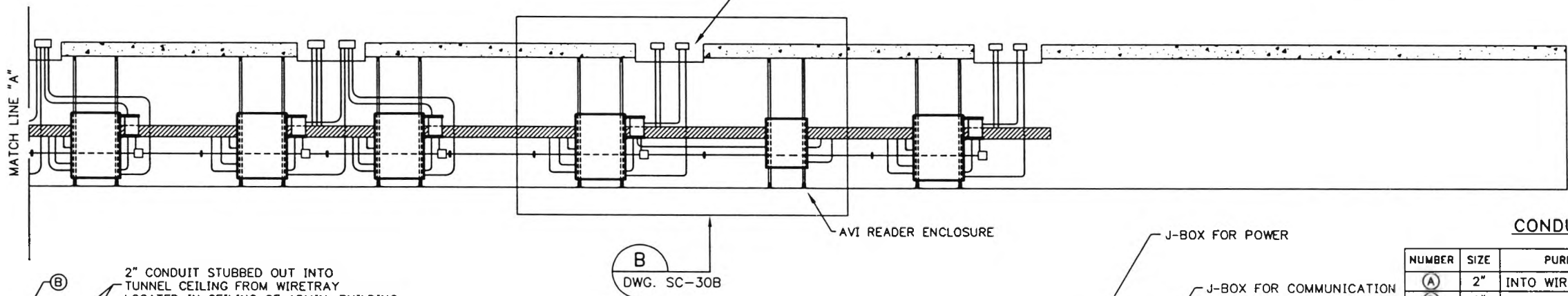
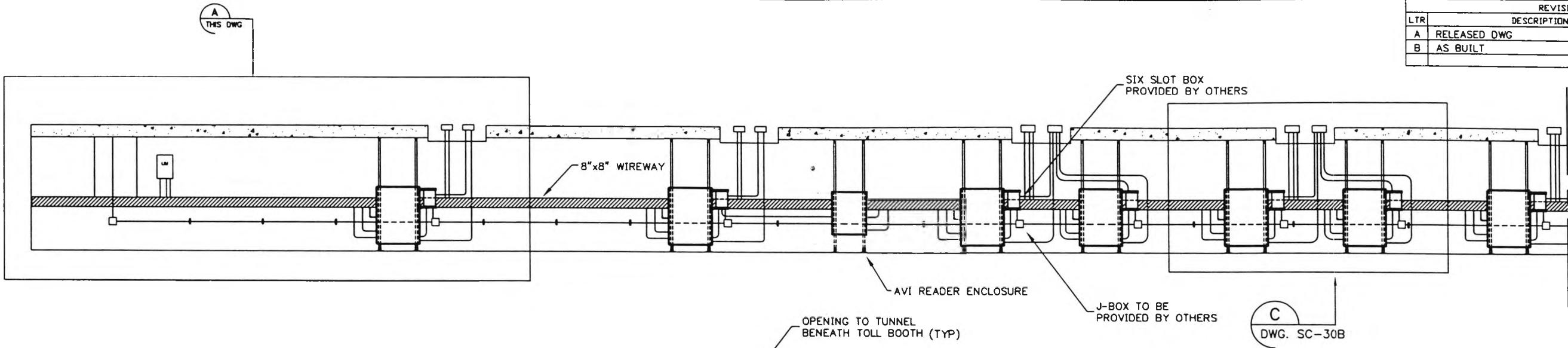
CONTRACT NO.	<b>LOCKHEED MARTIN</b> <small>METALWORKS, LA</small>		
ENGINEER			
DATE	M. CANTELLI	<b>TITLE</b> SOUTH CAROLINA DEPT OF TRANSPORTATION CROSS ISLAND PARKWAY TOLL PLAZA LOAD CENTER MOUNTING DETAILS	
DRAWN	09/03/97		
APPROVAL	RJT & MBP	SIZE	REV
APPROVAL		B	B
		DRAWING NO.	SC-29
		SCALE	AS SHOWN (PLOT AT 1/2"=1'-0")
		SHEET 1 OF 1	

9/23/98

DWG\SC\SC-29revb



REVISION			
LTR	DESCRIPTION	DATE	APPROVED
A	RELEASED DWG	9/03/97	MC
B	AS BUILT	9/24/98	MC



CONDUIT SCHEDULE

NUMBER	SIZE	PURPOSE
(A)	2"	INTO WIREWAY
(B)	2"	THROUGH WIREWAY INTO J-BOX
(C)	2"	COMM. FOR LANE EQUIPMENT (FIBER)
(D)	2"	COMM. FOR LANE EQUIPMENT
(E)	2"	COMM. CONDUIT TO WIREWAY
(F)	2"	COMM. CONDUIT TO WIREWAY
(G)	3/4"	POWER FOR VES LIGHT
(H)	1"	POWER FOR LANE EQUIPMENT
(I)	2"	NETWORK CONNECTION CONDUIT
(J)	3/4"	INCOMING AC VOLTAGE
(K)	1"	LOAD CENTER FEED FROM MAIN DISTRIBUTION
(L)	1-1/2"	LOAD CENTER FEED FROM MAIN DISTRIBUTION

SCALE (NONE)  
 DETAIL (A)  
 THIS DWG.

CONTRACT NO.  
 CONTRACT NO.  
 ENGINEER  
 DATE  
 DRAWN  
 APPROVAL  
 APPROVAL

S. HAMILTON  
 09/03/97  
 R. THIBODAUX  
 B  
 B

**LOCKHEED MARTIN**  
MEMPHIS, LA

TITLE  
 SOUTH CAROLINA DEPT OF TRANSPORTATION  
 CROSS ISLAND PARKWAY TOLL PLAZA  
 TUNNEL CONDUIT PLAN

SIZE  
 B

DRAWING NO.  
 SC-30A

REV  
 B

SCALE: 1/8"=1'-0"  
 SHEET 1 OF 1

9/24/98

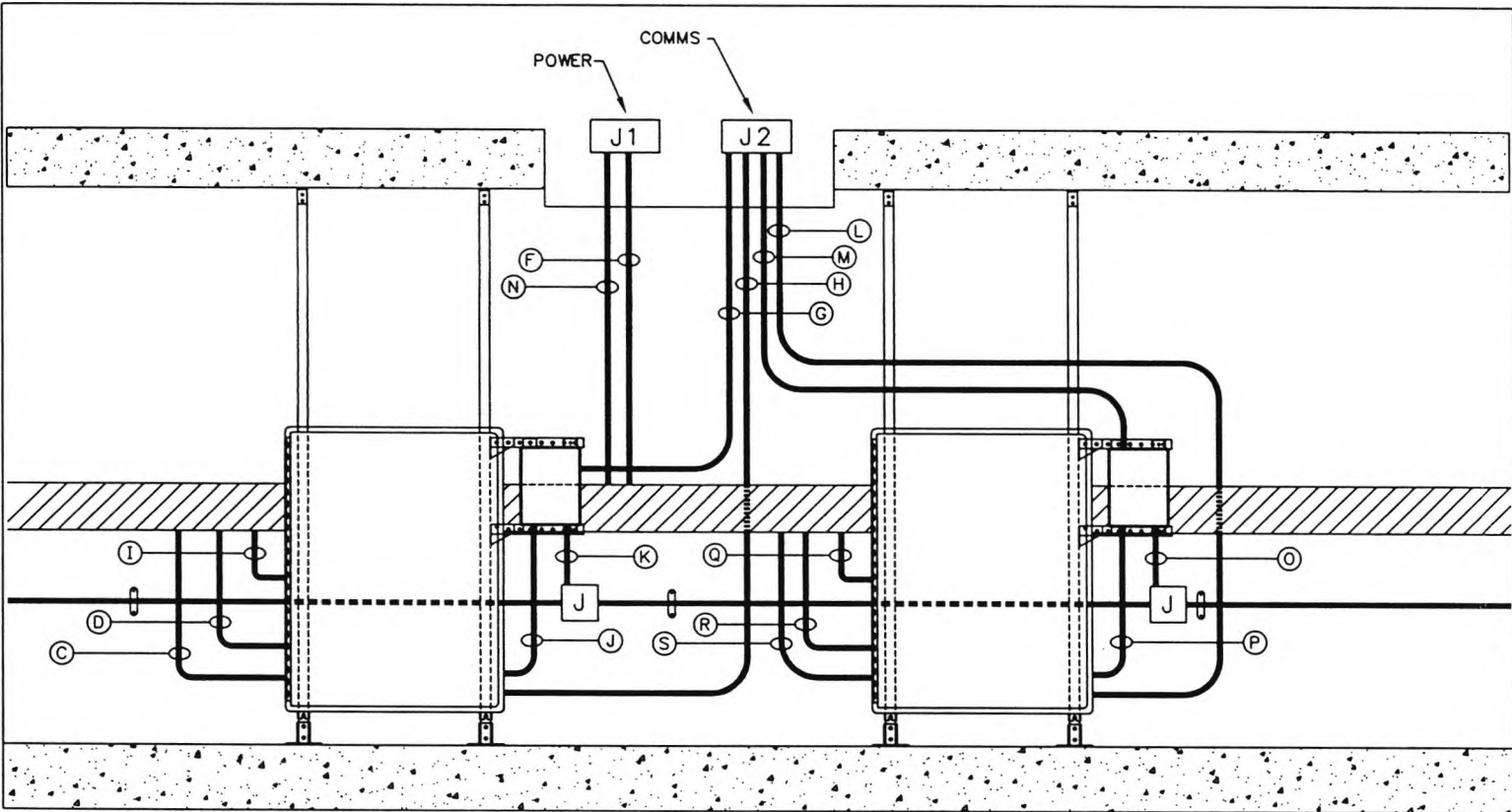
DWG\SC\SC-30Arevb



CONDUIT SCHEDULE

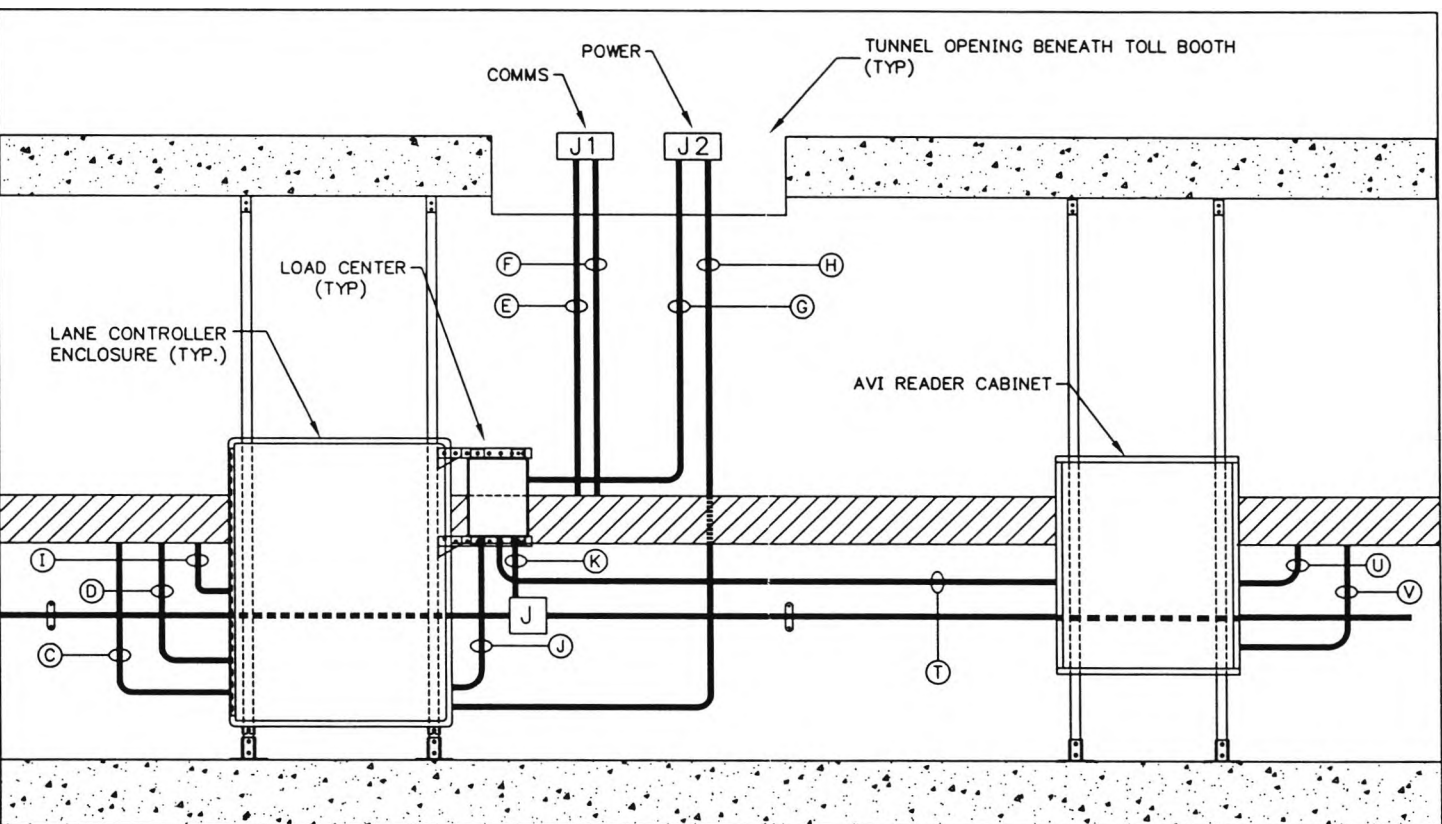
LETTER	SIZE	PURPOSE
(A)	2"	INTO WIREWAY
(B)	2"	THROUGH WIREWAY INTO J-BOX
(C)(S)	2"	COMM. FOR LANE EQUIPMENT
(D)(R)	2"	COMM. FOR LANE EQUIPMENT
(E)	2"	COMM. CONDUIT TO WIREWAY
(F)(N)	2"	COMM. CONDUIT TO WIREWAY
(G)(M)	3/4"	POWER FOR VES LIGHT
(H)(L)	1"	POWER FOR LANE EQUIPMENT
(I)(Q)	2"	NETWORK CONNECTION CONDUIT
(J)(P)	3/4"	INCOMING AC VOLTAGE
(K)(O)	3/4"	LOAD CENTER FEED FROM MAIN DISTRIBUTION
(T)	3/4"	POWER TO AVI CABINET
(U)(V)	2"	COMM. CONDUIT TO WIREWAY

REVISION			
LTR	DESCRIPTION	DATE	APPROVED
A	RELEASED DWG	9/03/97	MC
B	AS BUILT	9/23/98	MC



CONDUIT DETAILS FOR DUAL DIRECTIONAL LANE

DETAIL C  
DWG.SC-30A  
SCALE (NONE)



CONDUIT DETAILS FOR AVI CABINET INTERFACE

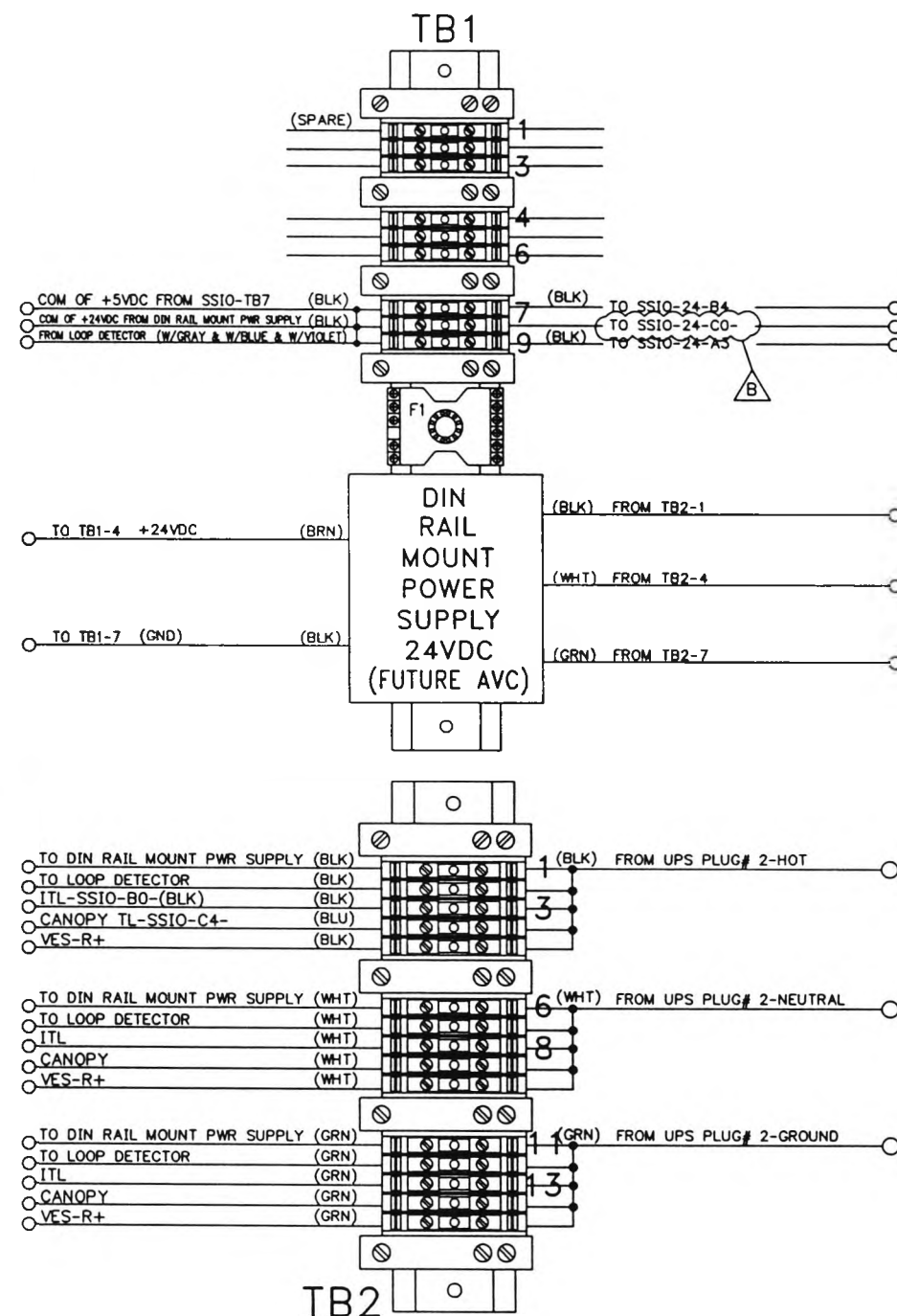
DETAIL B  
DWG.SC-30A  
SCALE (NONE)

CONTRACT NO.		<b>LOCKHEED MARTIN</b> METAIRIE, LA	
ENGINEER	S. HAMILTON		
DATE	09/03/97	TITLE SOUTH CAROLINA DEPT OF TRANSPORTATION CROSS ISLAND PARKWAY TOLL PLAZA TUNNEL CONDUIT DETAILS	
DRAWN	RJT & MBP		
APPROVAL		SIZE B	DRAWING NO. SC-30B
APPROVAL		SCALE: 1/8"=1'-0"	REV B
		SHEET 1 OF 1	

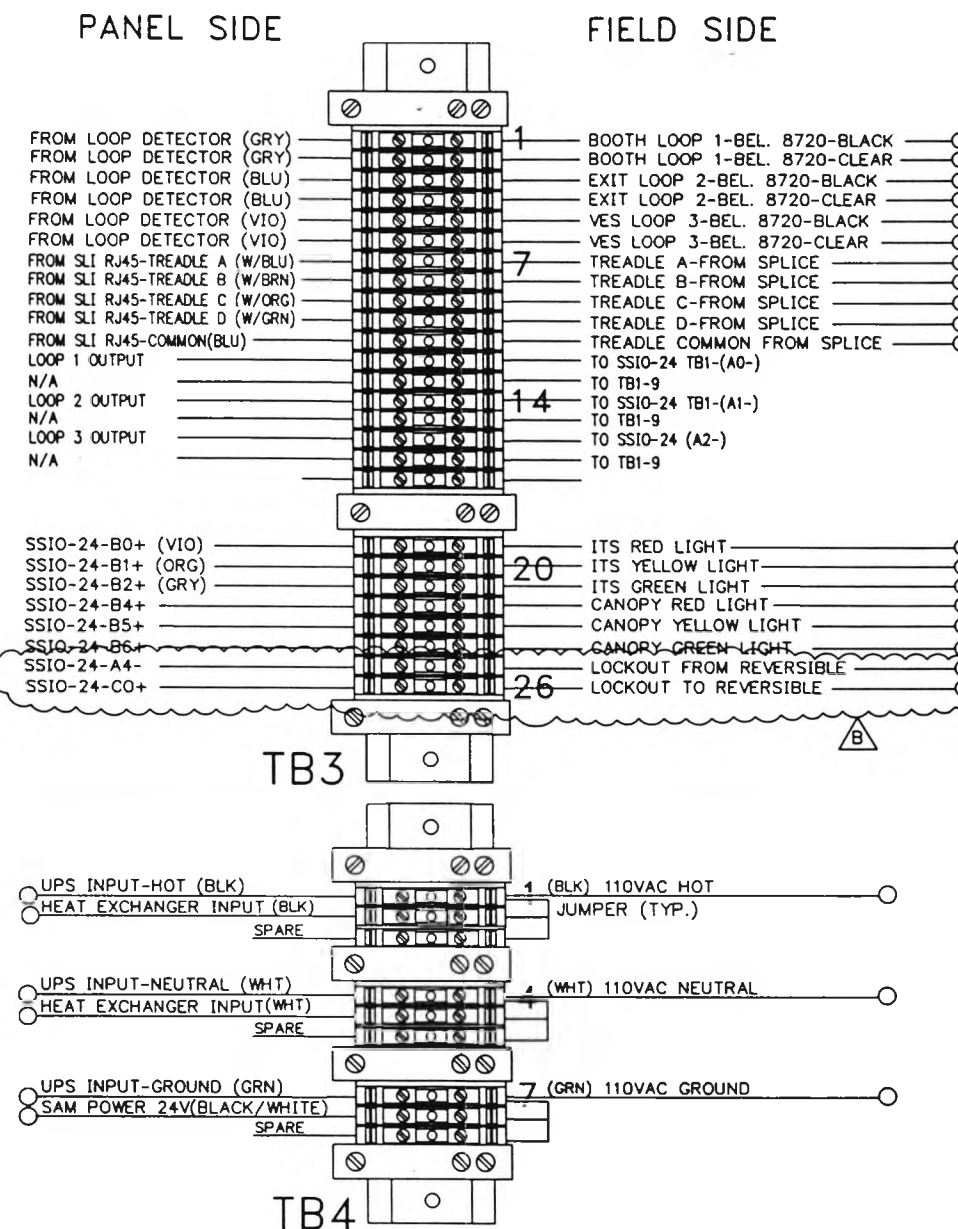
9/23/98

DWG\SC\SC-30Brevb

REVISION			
LTR	DESCRIPTION	DATE	APPROVED
A	RELEASE DWG.	6/15/97	M.C.
B	ADDED CIRCUITS & MODIFIED PORT DIR. SWITCH SETTINGS	12/3/97	M.C.
C	AS BUILT	09/13/98	M.C.



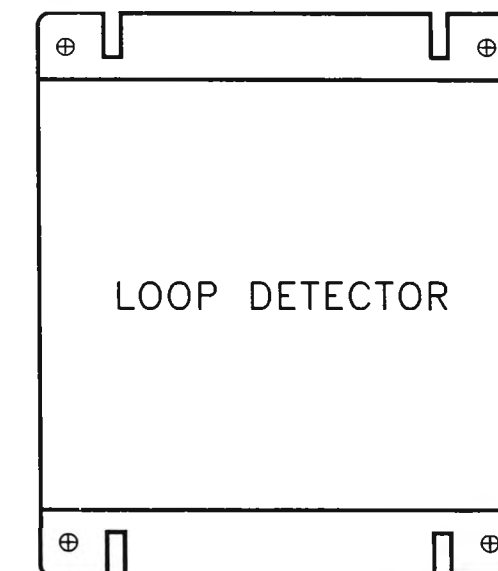
DETAIL A  
SC-17



DETAIL B  
SC-17

FIELD SIDE

CPU EDGE		POWER CARD EDGE	
WIRE COLOR	WIRE FUNCTION	WIRE COLOR	WIRE FUNCTION
GREY	BOOTH 1 LOOP TB3-1	BLACK L1	TB2-2
GREY	BOOTH 1 LOOP TB3-2	WHITE L2	TB2-5
BLUE	EXIT 2 LOOP TB3-3	GREEN GND	TB2-8
BLUE	EXIT 2 LOOP TB3-4		
VIOLET	VES 3 LOOP TB3-5		
VIOLET	VES 3 LOOP TB3-6		
GRY/WHT	SSIO-A0(-)		
WHT/GRY	TB1-9		
BLU/WHT	SSIO-A1(-)		
WHT/BLU	TB1-9		
VIO/WHT	SSIO-A2(-)		
WHT/VIO	TB1-9		



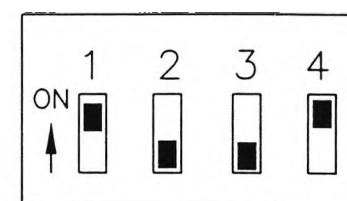
DETAIL C  
SC-17

# NOTES:

1. FOR TYP. PANEL AND CABINET LAYOUT, SEE DWG. SC-17
2. FOR BILL OF MATERIALS, SEE DWG. SC-17
3. FOR TYP. PANEL ASSEMBLY, SEE DWG. SC-17
4. WIRING TYPE IS BELDEN 9921-100-X/24AWG/ HOOK UP CABLE, WHERE X DENOTES COLOR

CONTRACT NO.	<b>LOCKHEED MARTIN</b> METairie, LA		
CONTRACT NO.			
ENGINEER M. CANTELLI	TITLE SOUTH CAROLINA DEPT. OF TRANSPORTATION CROSS ISLAND PARKWAY TOLL PLAZA TYP. PANEL WIRING DIAGRAM		
DATE 09/04/97			
DRAWN ML & MBP	SIZE B DRAWING NO. SC-31 REV C		
APPROVAL			
APPROVAL	SCALE: NONE SHEET 1 OF 1		

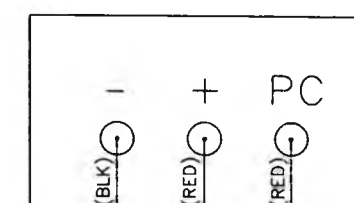
REVISION			
LTR	DESCRIPTION	DATE	APPROVED
A	NEW DRAWING RELEASED AS PER COMMENTS	8/21/97	MC
B	ADDITIONAL CIRCUITS & PORT DIR. MODIFICATIONS	12/31/97	MC
C	AS BUILT	09/23/98	MC



PORT: A B C/LO C/HI

SETTING THE PORT DIRECTORY SWITCH

DETAIL F

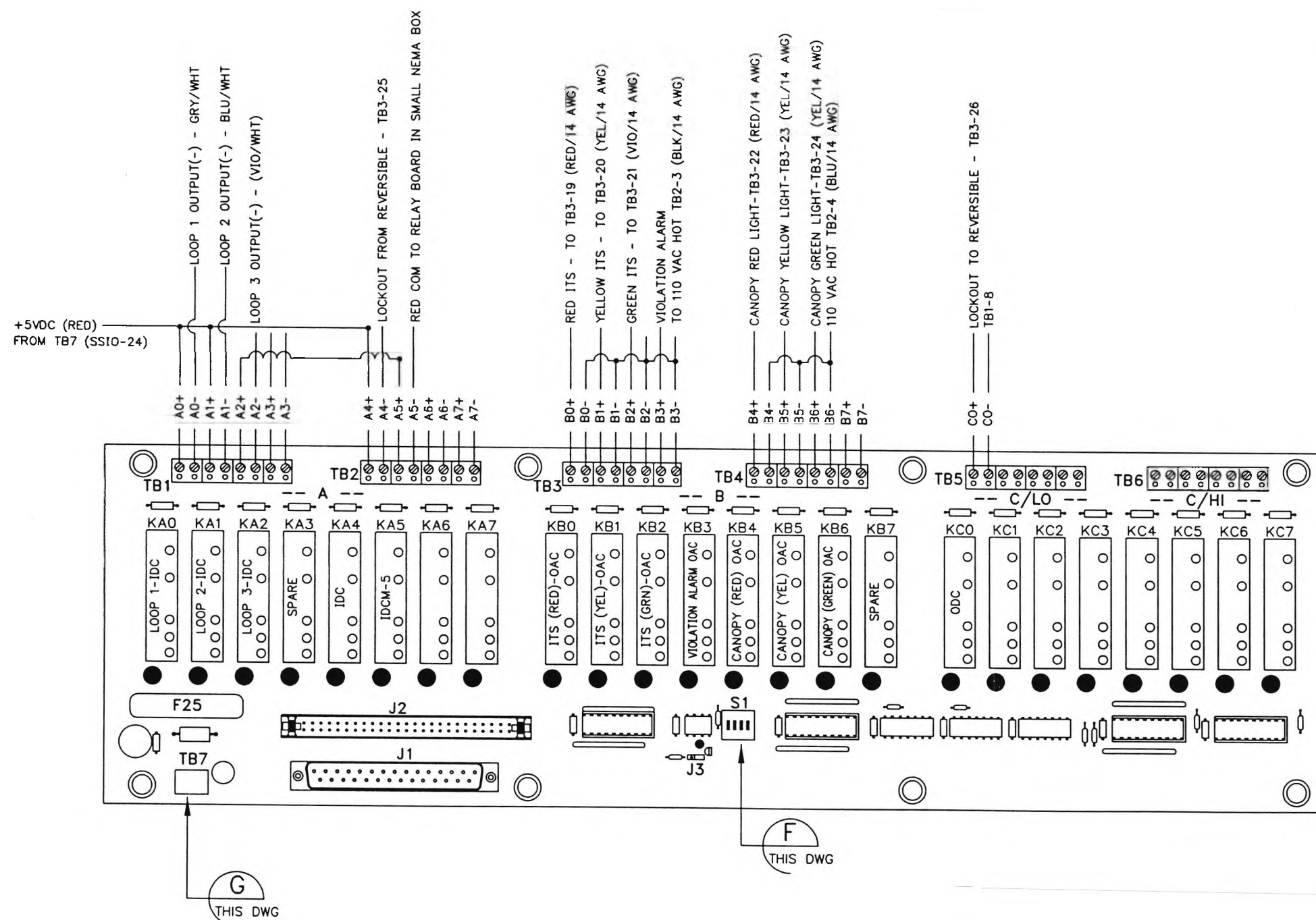


SSIO-A0+/A1+/A2+

DETAIL G

# NOTES:

1. FOR TYP. PANEL AND CABINET LAYOUT, SEE SC-17
2. FOR BILL OF MATERIALS, SEE SC-17
3. FOR TYP. PANEL FRONT VIEW DETAILS, SEE SC-17
4. FOR TYP. PANEL WIRING DIAGRAM, SEE SC-31

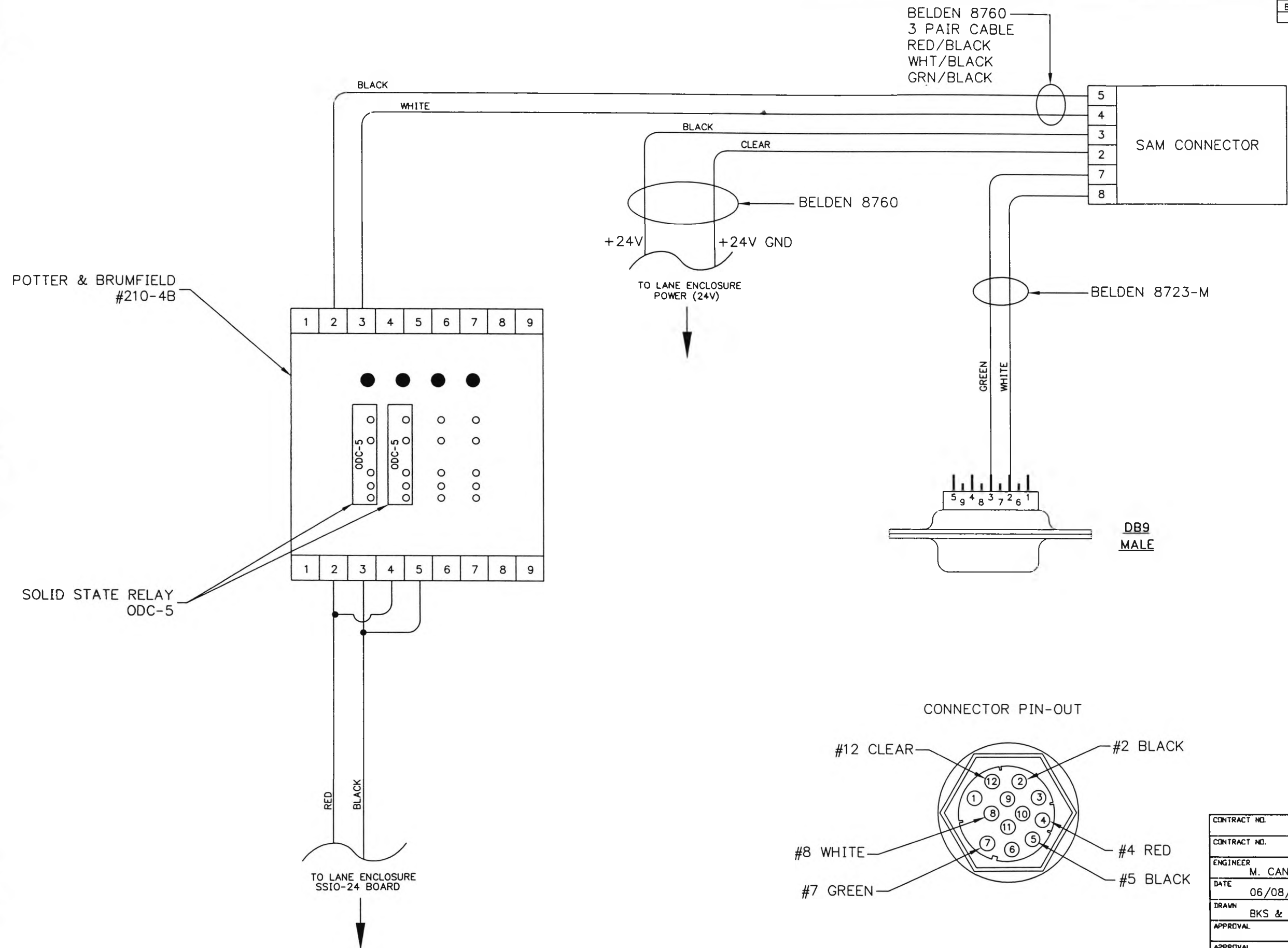


CONTRACT NO.	<b>LOCKHEED MARTIN</b> <i>METairie, LA</i>		
CONTRACT NO.			
ENGINEER M. CANTELLI	TITLE SOUTH CAROLINA DEPT. OF TRANSPORTATION CROSS ISLAND PARKWAY TOLL PLAZA SSIO-24 DETAILS		
DATE 09/02/97			
DRAWN RJT & MBP	SIZE B DRAWING NO. SC-32		
APPROVAL			
APPROVAL	SCALE: 1-1/2"=1'-0"		REV C
		SHEET 1 OF 1	

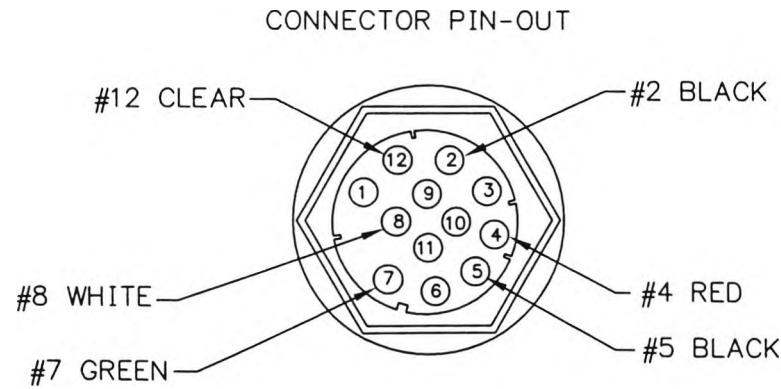
09/23/98

DWG\SC\SC-32revC

REVISION			
LTR	DESCRIPTION	DATE	APPROVED
A	RELEASE DRAWING	06/05/98	MC
B	AS BUILT	09/23/98	MC



- NOTES
- 2 +24V
  - 12 0V (GND)
  - 7 RS485A
  - 8 RS485B
  - 4 PRESENCE +
  - 5 PRESENCE -

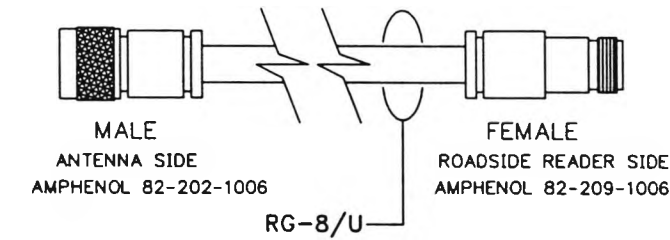
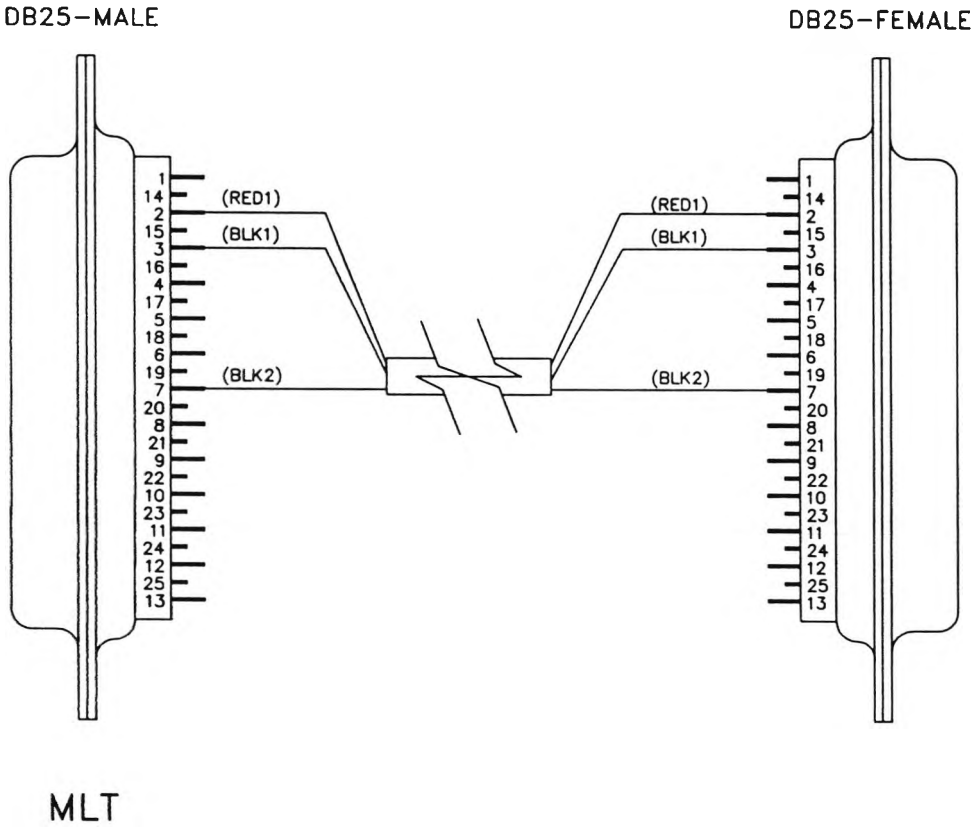


CONTRACT NO.	<b>LOCKHEED MARTIN</b> <small>METAIRIE, LA</small>		
ENGINEER			
DATE	<b>TITLE</b> SOUTH CAROLINA DEPT. OF TRANSPORTATION CROSS ISLAND PARKWAY TOLL PLAZA SAM WIRING DETAILS		
DRAWN			
APPROVAL	SIZE	DRAWING NO.	REV
	B	SC-33	B
SCALE: 1-1/2"=1'-0"		SHEET 1 OF 1	

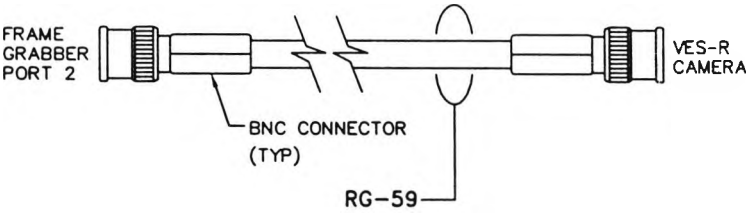
09/23/98

F:/DWG/SC/SC-33revb

REVISION			
LTR	DESCRIPTION	DATE	APPROVED
A	RELEASE DWG.	8/20/97	MC
B	AS BUILT	9/24/98	MC



N-TYPE CONNECTORS



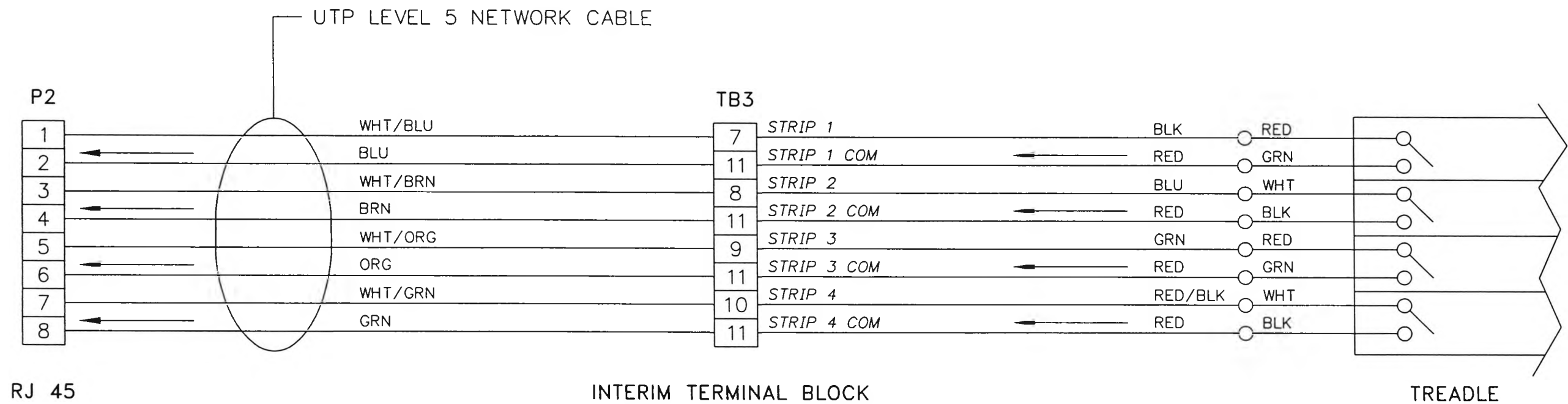
CONTRACT NO.	<b>LOCKHEED MARTIN</b> <small>MOBILE, LA</small>		
ENGINEER			
DATE	<b>TITLE</b> SOUTH CAROLINA DEPT. OF TRANSPORTATION CROSS ISLAND PARKWAY TOLL PLAZA SERIAL COMM. CABLING DETAILS		
DRAWN			
APPROVAL	SIZE	DRAWING NO.	REV
APPROVAL	B	SC-34A	B
SCALE: 1"=1"		SHEET 1 OF 3	


9/23/98

DWG\SC\SC-34Arev-b



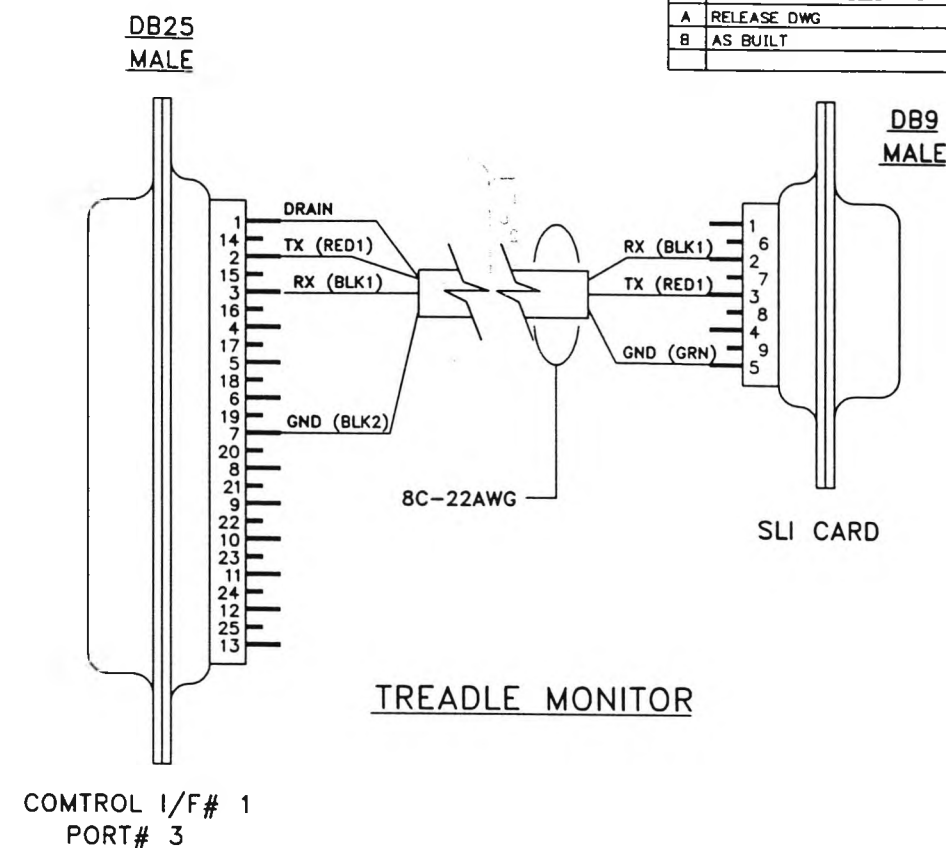
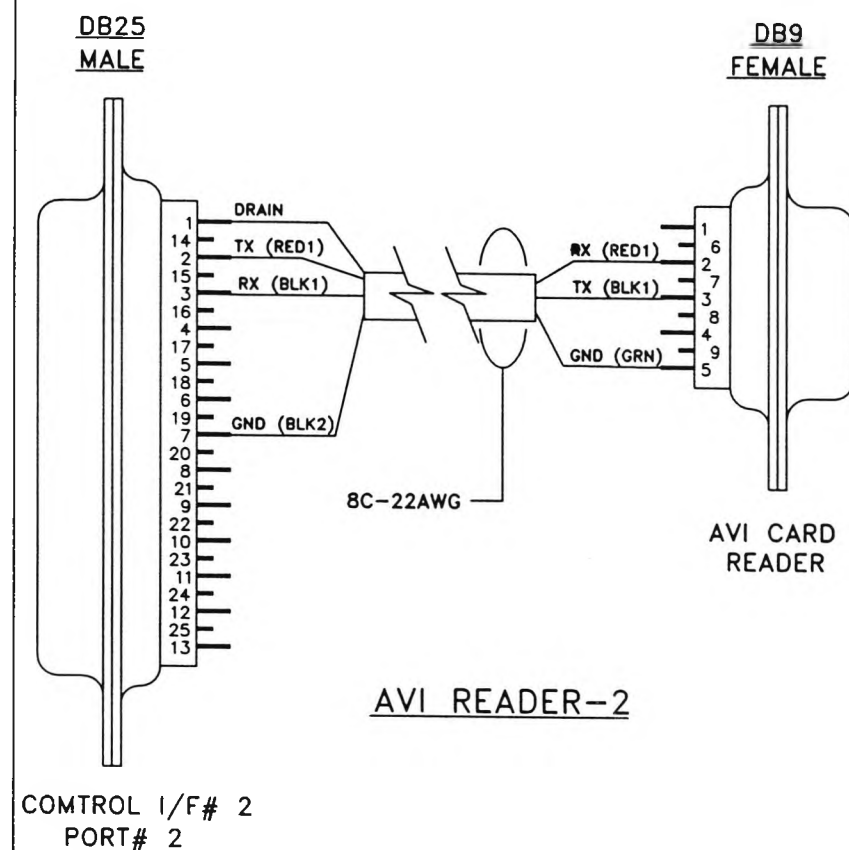
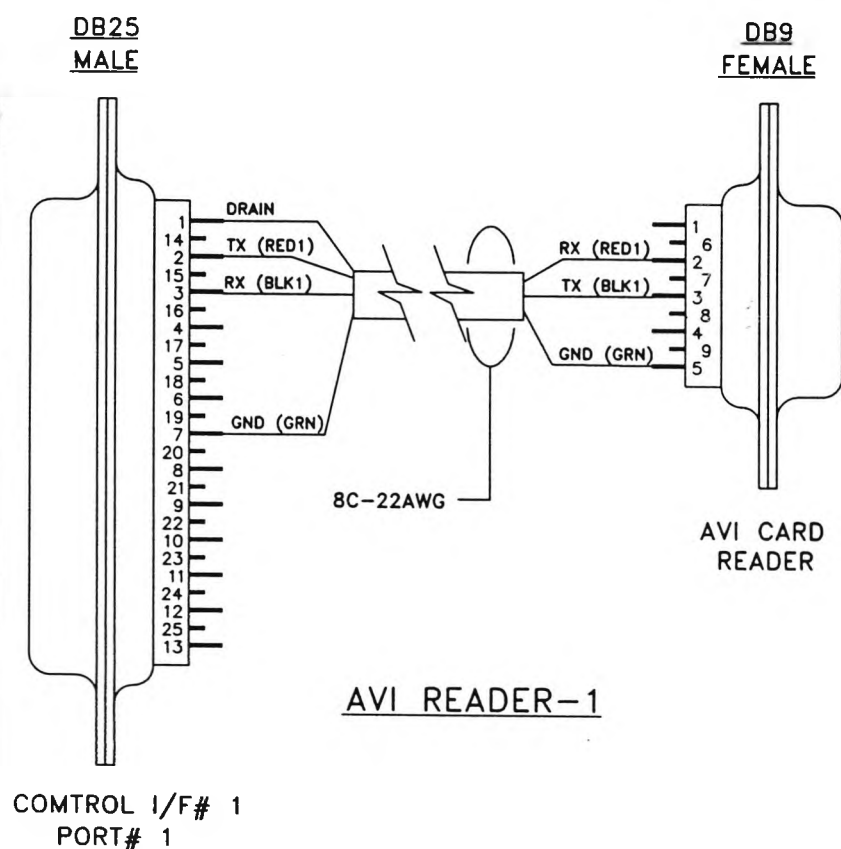
REVISION			
LTR	DESCRIPTION	DATE	APPROVED
A	RELEASED DWG	9/06/97	MC
B	AS BUILT	9/24/98	MC



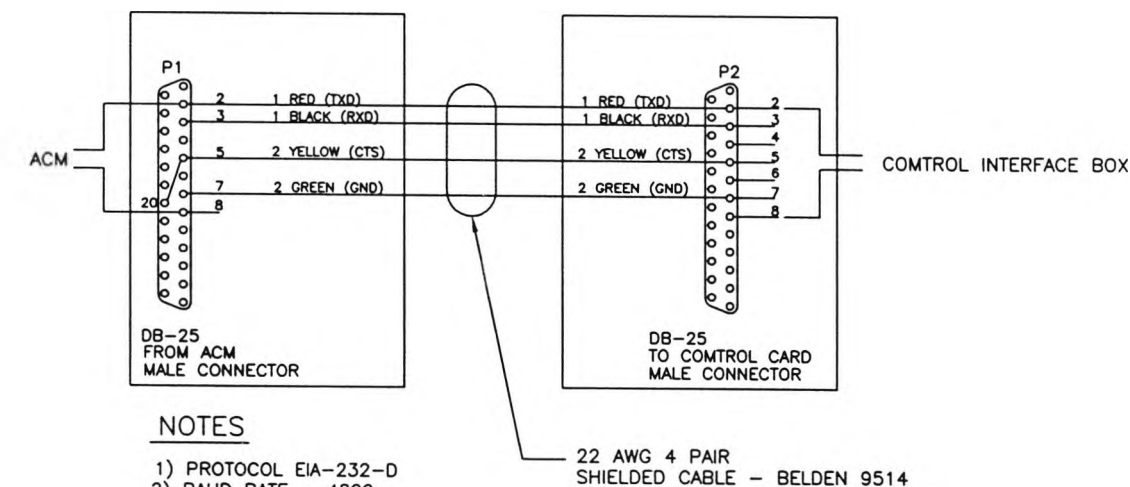
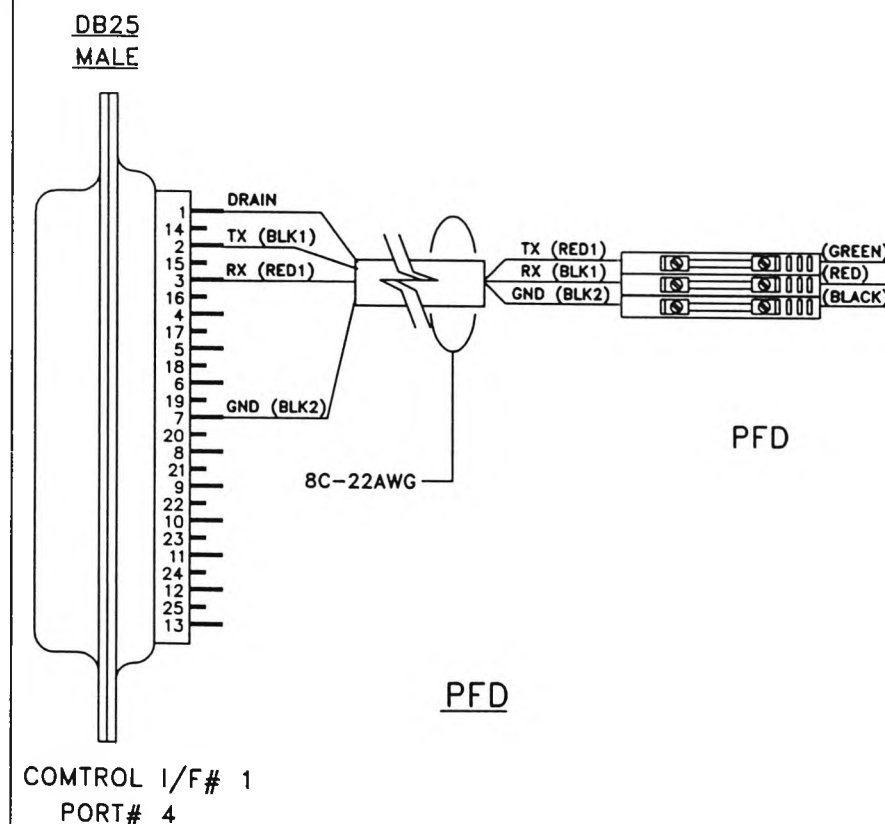
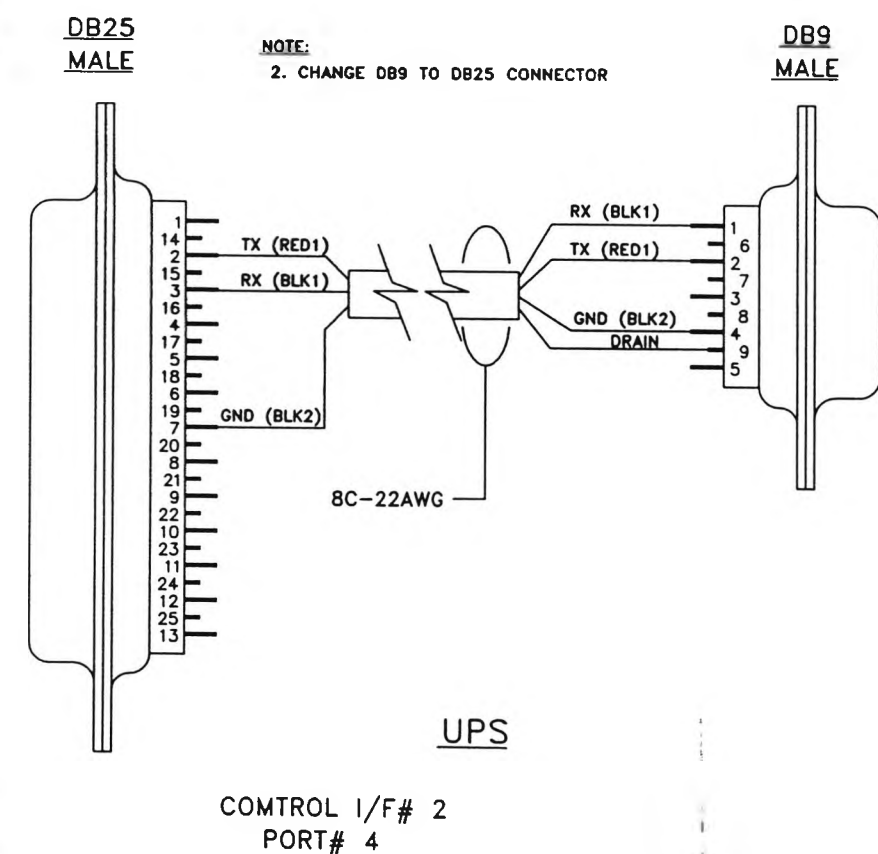
CONTRACT NO.		<b>LOCKHEED MARTIN</b> <small>METAIRIE, LA</small> 		
CONTRACT NO.				
ENGINEER M. CANTELLI		TITLE SOUTH CAROLINA DEPT. OF TRANSPORTATION CROSS ISLAND PARKWAY TOLL PLAZA SERIAL COMM. FOR TREADLE		
DATE 09/06/97				
DRAWN R. THIBODAUX				
APPROVAL		SIZE B	DRAWING NO. SC-34B	REV B
APPROVAL		SCALE: (NONE)   SHEET 2 OF 3		

9/23/98

DWG\SC\SC-34Brev-b



REVISION			
LTR	DESCRIPTION	DATE	APPROVED
A	RELEASE DWG	8/22/97	MC
B	AS BUILT	9/24/98	MC



#### NOTES

- 1) PROTOCOL EIA-232-D
- 2) BAUD RATE - 4800
- 3) DCE DEVICE
- 4) 7 DATA BITS
- 5) 1 STOP BIT
- 6) EVEN PARITY
- 7) BELDEN 9514

CONTRACT NO.	<b>LOCKHEED MARTIN</b> MAYAGUEZ, LA		
CONTRACT NO.			
ENGINEER M. CANTELLI	TITLE SOUTH CAROLINA DEPT. OF TRANSPORTATION CROSS ISLAND PARKWAY TOLL PLAZA SERIAL COMM. TYP. CABLING DETAILS		
DATE 08/20/97			
DRAWN RJT & MBP	SIZE B		
APPROVAL			
APPROVAL	SC-34C		REV B
SCALE: NONE		SHEET 3 OF 3	