


DEPARTMENT OF HEALTH AND HUMAN SERVICES  
OFFICE OF DIRECTOR

ACTION REFERRAL


TO <i>Hess</i>	DATE <i>12-1-11</i>
-------------------	------------------------

DIRECTOR'S USE ONLY	ACTION REQUESTED
1. LOG NUMBER <i>000209</i>	<input type="checkbox"/> Prepare reply for the Director's signature DATE DUE _____
2. DATE SIGNED BY DIRECTOR 	<input type="checkbox"/> Prepare reply for appropriate signature DATE DUE _____
	<input type="checkbox"/> FOIA DATE DUE _____
	<input checked="" type="checkbox"/> Necessary Action

APPROVALS (Only when prepared for director's signature)	APPROVE	* DISAPPROVE (Note reason for disapproval and return to preparer.)	COMMENT
1.			
2.			
3.			
4.			

less

12-1-11

DIRECTOR'S USE ONLY		ACTION REQUESTED	
1. LOG NUMBER  101209		<input type="checkbox"/> Prepare reply for the Director's signature DATE DUE _____	
2. DATE SIGNED BY DIRECTOR  		<input type="checkbox"/> Prepare reply for appropriate signature DATE DUE _____	
		<input type="checkbox"/> FOIA DATE DUE _____	
		<input checked="" type="checkbox"/> Necessary Action	

APPROVALS (Only when prepared for director's signature)	APPROVE	* DISAPPROVE (Note reason for disapproval and return to preparer.)	COMMENT
1.			
2.			
3.			
4.			

Executive Director  
Department of Health and Human Services  
P.O. Box 8206  
Columbia, SC 29202-8206

NOV 30 2011  
Department of Health & Human Services  
OFFICE OF THE DIRECTOR

NOV - 9 2011

Dear Sir or Madam:  
Finalization Quarter - 4/1/2011 - 6/30/2011

The grant awards listed below have been approved for federal funding for allowable Medicaid expenditures incurred by your State during the period 4/1/2011 - 6/30/2011 under Appropriation 75X0512 Centers for Medicare & Medicaid Services.

Medical Assistance Payments	\$(57,332,799)
Medicaid State Children's Health Insurance Program Payments	\$0
Administration Payments	\$(2,961,598)
Total Grant Awards	\$(60,294,397)

The above listed grant awards provide Federal funds for expenditures made in accordance with your State plan approved under Title XIX of the Social Security Act. Computation of the awards is shown on the enclosed statement.

With the acceptance of these awards, you agree to be responsible for limiting the drawing of Federal funds so as to minimize Federal cash on hand in accordance with policies established in Treasury Circular 1075 (Revised), and procedures established by the Department of Health and Human Services. You also agree to submit timely reports as required. Withdrawals of Federal funds are not to exceed the individual programmatic grant awards shown above. You also are required to provide for effective control over the accountability for all Federal funds as stated in Office of Management and Budget Circular No. 1075 (Revised). Failure to adhere to the above requirements may cause the unobligated portion of your letter-of-credit to be revoked. Part 92, Title 45, Code of Federal Regulations implements these circulars for this Department.


Any questions you may have in connection with the grant award should be referred to the appropriate Centers for Medicare & Medicaid Services regional office financial contact for your State.

Payment under this award will be made by the Department of Health and Human Services, Payment Management System administered by the Division of Payment Management (DPM), Program Support Center. Inquiries regarding payment should be directed to:

Director, Division of Payment Management  
Post Office Box 6021  
Rockville, Maryland 20852-0605

Telephone Number 1-877-614-5533

Please transmit a copy of this grant award document to the State official authorized to request funds from the Division of Payment Management.

Sincerely yours,  
  
Director,  
Division of Financial Operations

1. ADJUSTMENTS FOR  
QUARTER ENDED JUNE 30, 2011

A. ACTUAL FEDERAL SHARE OF  
EXPENDITURES.....

\$	917,577,193	\$	31,945,767
A.	(13,182)		
B.	(408,215)		
C.	(17,645,984)		
	899,509,812		31,945,767

B. ESTIMATED FEDERAL SHARE OF  
EXPENDITURES PREVIOUSLY FUNDED....

	884,492,801		30,653,000
--	-------------	--	------------

C. DIFFERENCE.....

	15,017,011		1,292,767
--	------------	--	-----------

D. NET ADJUSTMENTS APPLICABLE TO  
PRIOR PERIODS.....

D.	(317,693)	D.	(146,721)
----	-----------	----	-----------

E. COLLECTIONS.....

	(51,485,135)		0
E.	(22,539,418)	G.	(55,515)
F.	1,992,436	H.	(42,961)
		I.	(4,009,168)

F. OTHER.....

G. TOTAL ADJUSTMENTS.....

J.	(57,332,799)	J.	(2,961,598)
----	--------------	----	-------------

2. ESTIMATED FEDERAL SHARE OF  
EXPENDITURES FOR QUARTER  
BEGINNING OCTOBER 1, 2011

K.		K.	
----	--	----	--

3. NET AMOUNT TO BE CERTIFIED.....

\$	(57,332,799)	0	\$	(2,961,598)
----	--------------	---	----	-------------

TOTAL AMOUNT TO BE CERTIFIED.....

\$L. (60,294,397)

DATE APPROVED

NOV -9 2011

COMPUTATION PREPARED BY

*Kia Comstock*

INTERNAL TRANSMITTAL NO.

19

COMPUTATION REVIEWED BY

*SA*

**157-600-0286-Z3**

3  
1  
6

represents an adjustment to your medical Assistance payments (including for Part A (hospital Medicare insurance)) premium payments \$(407,324) and interest \$(891) received after the due date and grace period. The Premium and interest were collected through offset of your grant award authority by adjusting the estimate for the THIRD Quarter of Fiscal Year 2011 on the Grant award dated June 14, 2011. This action recognizes the adjustment on the federal reimbursement of the expenditures.

- C. \$ (17,645,984) represents an adjustment to your Medical Assistance Payments funding for Part B (Supplemental Medicare Insurance) premium payments \$(17,607,468) and interest \$(38,516) received after the due date and grace period. The Premium and interest were collected through offset of your grant award authority by adjusting the estimate for the THIRD Quarter of Fiscal Year 2011 on the Grant award dated June 14, 2011. This action recognizes the adjustment on the federal reimbursement of the expenditures.

MAP	ADM
\$ -	\$ -
\$ -	\$ -
\$ (317,693)	\$ -
\$ (317,693)	\$ (146,721.00)
	\$ (146,721.00)
	NET ADJUSTMENT

- E. \$ (22,539,418) REPRESENTS MEDICAID CHILDREN'S HEALTH INSURANCE PROGRAM (MCHIP).  
SEE ATTACHMENT 4 & 5.

- F. \$ 1,992,436 REPRESENTS CIVIL MONETARY PENALTIES REPORTED ON LINE 9C. THIS AMOUNT IS NOT BEING  
USED IN THE GRANT AWARD COMPUTATION TO PRECLUDE A DUPLICATE ADJUSTMENT.

- G. \$ (55,515) REPRESENTS HIT PLANNING EXPENDITURES. SEE ATTACHMENTS 11 & 12.

- H. \$ (42,961) REPRESENTS HIT IMPLEMENTATION EXPENDITURES. SEE ATTACHMENTS 11 & 13.

- I. \$ (4,009,168) REPRESENTS HIT INCENTIVE EXPENDITURES. SEE ATTACHMENTS 11 & 14.

- J. SEE ATTACHMENTS 1 - 18.

- K. GRANT AWARD BASED ON THE ESTIMATE FOR THE FIRST QUARTER FISCAL YEAR 2012 WAS ISSUED  
OCTOBER 1, 2011.

- L. THE FUNDING AUTHORIZED BY THIS GRANT AWARD IS PAID SUBJECT TO ANY FUTURE FINANCIAL MANAGEMENT  
REVIEW OR AUDIT.

THE AMOUNT OF ADJUSTMENTS ON THIS GRANT AWARD FINALIZATION DOES NOT INCLUDE ADDITIONAL  
AMOUNTS OF FUNDS ASSOCIATED WITH INCREASED FMAP DETERMINED UNDER ARRA OR EXTENSION OF INCREASED  
FMAP FUNDING. THESE ADJUSTMENTS WILL BE PROVIDED TO IN 2 SEPARATE FINALIZATION GRANT AWARDS.

#### MEMORANDUM

1. DSH ADJUSTMENT

THE LAW REQUIRED THAT THE YEARLY LIMITATION ON DSH EXPENDITURES BE CALCULATED AGAINST THE TOTAL  
COMPUTABLE FOR FISCAL YEARS 1993 THROUGH 1997. HOWEVER, SECTION 4721 (A) OF THE BALANCED BUDGET  
ACT (BBA) OF 1998 REPLACED THE CURRENT DSH ALLOTMENT METHODOLOGY WITH STATUTORILY DEFINED  
FEDERAL DSH ALLOTMENTS. FOR FEDERAL FISCAL YEARS 1998 THROUGH 2002, THE FEDERAL DSH ALLOWMENTS  
ARE LISTED IN THE STATUE UNDER 1923 (F) OF THE ACT. SEE THE ATTACHED DSH SCHEDULES (ATTACHMENTS 7  
THROUGH 10) FOR THE STATUS OF YOUR DSH ALLOTMENTS.

SEE ATTACHMENTS 15 AND 16 FOR THE STATUS OF THE ALLOTMENTS.

3. FOR THE STATUS OF MEDICARE PART B PREMIUMS FOR QUALIFYING INDIVIDUALS, SEE ATTCHMENTS 17 & 18.

FOR FEDERAL USE ONLY

4. \$13,182 REFERS TO INTEREST COLLECTED AND REPORTED ON LINE 5. OF THE CMS-64 SUMMARY SHEET  
BY THE STATE ON DRUG REBATES, DOCUMENT #05-1105SC5MAP AND CAN# 15993312.

Line 6	\$			\$	-	\$	917,577,193	\$	917,577,193
Line 7					-		-		-
Line 8					-		-		-
Line 9					-		(51,485,135)		(51,485,135)
Line 10 A. & B.					-		-		-
Line 10 C.					(248,799)		(68,894)		(317,693)
Line 10 D.					-		-		-
Net Expenditures	\$	-	\$	-	\$	(248,799)	866,023,164	\$	865,774,365
Less:									
DSH ARRA					-		-		-
QI ARRA					-		-		-
Waivers					-		-		-
M-CHIP					-		22,539,418		22,539,418
Katrina UCCP Waivers					-		-		-
Net MAP Expenditures	\$	-	\$	-	\$	(248,799)	843,483,746	\$	843,234,947
Adjustments									
Transfers									-
Deferrals									-
Disallowances									-
Subtotal	\$	-	\$	-	\$	(248,799)	843,483,746	\$	843,234,947
Other									
Global Settlements							-		-
Civil Monetary Penalties							1,992,436		1,992,436
Interest on Disallowances							-		-
Drug Rebate							(13,182)		(13,182)
Part A Offset							(407,324)		(407,324)
Part A Interest							(891)		(891)
Part B Offset							(17,607,468)		(17,607,468)
Part B Interest							(38,516)		(38,516)
Adjusted Funding	\$	-	\$	-	\$	(248,799)	827,408,801	\$	827,160,002
Less: Federal Advances							884,492,801		884,492,801
Total Funding	\$	-	\$	-	\$	(248,799)	(57,084,000)	\$	(57,332,799)



CMS-64 Summary	QTR 1	QTR 2	QTR 3	QTR 4	Total
Line 6	\$		\$ 917,577,193	\$	\$ 917,577,193
Line 7					-
Line 8					-
Line 9			(51,485,135)		(51,485,135)
Line 10 A. & B.			(68,894)		(68,894)
Line 10 C.					-
Line 10 D.					-
Net Expenditures	\$ -	\$ -	\$ 866,023,164	\$ -	\$ 866,023,164
Less:					
DSH ARRA					-
QI ARRA					-
Waivers					-
M-CHIP			22,539,418		22,539,418
Katrina UCCP Waivers					-
Net MAP Expenditures	\$ -	\$ -	\$ 843,483,746	\$ -	\$ 843,483,746
Adjustments					
Transfers					-
Deferrals					-
					-
					-
					-
Disallowances					-
					-
Subtotal	\$ -	\$ -	\$ 843,483,746	\$ -	\$ 843,483,746
Other					
Global Settlements					-
Civil Monetary Penalties			1,992,436		1,992,436
Interest on Disallowances			(13,182)		(13,182)
Drug Rebate			(407,324)		(407,324)
Part A Offset			(891)		(891)
Part A Interest			(17,607,468)		(17,607,468)
Part B Offset			(38,516)		(38,516)
Part B Interest					-
Adjusted Funding	\$ -	\$ -	\$ 827,408,801	\$ -	\$ 827,408,801
Less: Federal Advances			884,492,801		884,492,801
Total Funding	\$ -	\$ -	\$ (57,084,000)	\$ -	\$ (57,084,000)

CMS-64 Summary		QTR 1	QTR 2	QTR 3	QTR 4	Total
Line 6	\$		\$	\$	\$	-
Line 7						-
Line 8						-
Line 9						-
Line 10 A. & B.						-
Line 10 C.					(248,799)	(248,799)
Line 10 D						-
Net Expenditures	\$	-	\$	-	\$	(248,799)
Less:						
DSH ARRA						-
QI ARRA						-
Waivers						-
M-CHIP						-
Katrina UCCP Waivers						-
Net MAP Expenditures	\$	-	\$	-	\$	(248,799)
Adjustments						
Transfers						-
Deferrals						-
						-
						-
Disallowances						-
						-
Subtotal	\$	-	\$	-	\$	(248,799)
Other						
Global Settlements						-
Civil Monetary Penalties						-
Interest on Disallowances						-
Drug Rebate						-
Part B Offset						-
Part B Interest						-
Adjusted Funding	\$	-	\$	-	\$	(248,799)
Less: Federal Advances						-
Total Funding	\$	-	\$	-	\$	(248,799)

CMS-64 Summary					
	QTR 1.	QTR 2	QTR 3	QTR 4	Total
Line 6	\$	\$	\$	\$	\$ -
Line 7					-
Line 8					-
Line 9					-
Line 10 A. & B.					-
Line 10 C.					-
Line 10 D					-
Net Expenditures	\$ -	\$ -	\$ -	\$ -	\$ -
Less:					
DSH ARRA					-
QI ARRA					-
Waivers					-
M-CHIP					-
Katrina UCCP Waivers					-
Net MAP Expenditures	\$ -	\$ -	\$ -	\$ -	\$ -
Adjustments					
Transfers					-
Deferrals					-
Disallowances					-
Subtotal	\$ -	\$ -	\$ -	\$ -	\$ -
Other					
Global Settlements					-
Civil Monetary Penalties					-
Interest on Disallowances					-
Drug Rebate					-
Part B Offset					-
Part B Interest					-
Adjusted Funding	\$ -	\$ -	\$ -	\$ -	\$ -
Less: Federal Advances					-
Total Funding	\$ -	\$ -	\$ -	\$ -	\$ -

CVMS-04 Summary	And Prior	FY 2009	FY 2010	FY 2011	Total
Line 6	\$	\$	\$	\$ 22,539,418	\$ 22,539,418
Line 7					-
Line 8					-
Line 9					-
Line 10 A. & B.					-
Line 10 C.					-
Net Expenditures	\$ -	\$ -	\$ -	\$ 22,539,418	\$ 22,539,418
Less:					-
Waivers					-
MCHIP					-
Net MAP Expenditures	\$ -	\$ -	\$ -	\$ 22,539,418	\$ 22,539,418
Adjustments					-
Transfers					-
Line 10 Adj					-
CMP's					-
Deferrals					-
Disallowances					-
Subtotal	\$ -	\$ -	\$ -	\$ 22,539,418	\$ 22,539,418
Interest on Disallowances					-
Other					-
					-
					-
Adjusted Funding	\$ -	\$ -	\$ -	\$ 22,539,418	\$ 22,539,418
Less: Federal Advances					-
Total Funding	\$ -	\$ -	\$ -	\$ 22,539,418	\$ 22,539,418

CMS-64 Summary		QTR 1	QTR 2	QTR 3	QTR 4	Total
Line 6	\$		\$	\$ 22,539,418	\$	\$ 22,539,418
Line 7						-
Line 8						-
Line 9						-
Line 10 A. & B.						-
Line 10 C.						-
Net Expenditures	\$	-	\$ -	\$ 22,539,418	\$ -	\$ 22,539,418
Less:						
Waivers						-
MCHIP						-
Net MAP Expenditures	\$	-	\$ -	\$ 22,539,418	\$ -	\$ 22,539,418
Adjustments						
Transfers						-
Line 10 Adj						-
CMP's						-
Deferrals						-
Disallowances						-
Subtotal	\$	-	\$ -	\$ 22,539,418	\$ -	\$ 22,539,418
Interest on						-
Disallowances						-
Other						-
						-
Adjusted Funding	\$	-	\$ -	\$ 22,539,418	\$ -	\$ 22,539,418
Less: Federal Advances						-
Total Funding	\$	-	\$ -	\$ 22,539,418	\$ -	\$ 22,539,418

CMS-64 Summary	QTR 1	QTR 2	QTR 3	QTR 4	Total
Line 6	\$	\$	\$	\$	-
Line 7					-
Line 8					-
Line 9					-
Line 10 A. & B.					-
Line 10 C.					-
Net Expenditures	\$ -	\$ -	\$ -	\$ -	-
Less:					
Waivers					
MCHIP					
Net MAP Expenditures	\$ -	\$ -	\$ -	\$ -	-
Adjustments					
Transfers					-
Line 10 Adj					-
CMP's					-
Deferrals					-
Disallowances					-
Subtotal	\$ -	\$ -	\$ -	\$ -	-
Interest on					
Disallowances					-
Other					-
					-
					-
Adjusted Funding	\$ -	\$ -	\$ -	\$ -	-
Less: Federal Advances					-
Total Funding	\$ -	\$ -	\$ -	\$ -	-

	FY 2003	FY 2004	FY 2005	FY 2006	FY 2007
REPORTED THIS QUARTER					
Line 6	\$	\$	\$	\$	\$
Line 7					
Line 8					
Line 9					
Line 10 A. & B.					
Line 10 C.					
Adjustments					
SUBTOTAL	\$ -	\$ -	\$ -	\$ -	\$ -
PREVIOUSLY REPORTED	\$ 265,908,883	\$ 308,478,800	\$ 308,478,800	\$ 308,478,799	\$ 308,478,799
BALANCE	\$ 265,908,883	\$ 308,478,800	\$ 308,478,800	\$ 308,478,799	\$ 308,478,799
CAP	\$ 265,930,000	\$ 308,478,800	\$ 308,478,800	\$ 308,478,800	\$ 308,478,800
REMAINING BALANCE	\$ 21,117	\$ -	\$ -	\$ 1	\$ 1

	FY 2008	FY 2009	FY 2010	FY 2011	FY 2012
REPORTED THIS QUARTER					
Line 6	\$	\$	\$	\$ 75,513,964	\$
Line 7					
Line 8					
Line 9					
Line 10 A. & B.					
Line 10 C.					
Adjustments					
SUBTOTAL	\$ -	\$ -	\$ -	\$ 75,513,964	\$ -
PREVIOUSLY REPORTED	\$ 308,478,801	\$ 330,103,165	\$ 338,355,743	\$ 161,140,602	\$
BALANCE	\$ 308,478,801	\$ 330,103,165	\$ 338,355,743	\$ 236,654,566	\$ -
CAP	\$ 308,478,800	\$ 322,051,867	\$ 322,051,867	\$ 327,848,801	\$
REMAINING BALANCE	\$ (1)	\$ (8,051,298)	\$ (16,303,876)	\$ 91,194,235	\$ -
ARRA DSH ALLOTMENT		\$ 8,051,297	16,303,876		
UNUSED DSH		\$ (1)	-		



	FY	2003	FY	2004	FY	2005	FY	2006	FY	2007
REPORTED THIS QUARTER										
Line 6	\$		\$		\$		\$		\$	
Line 7										
Line 8										
Line 9										
Line 10 A. & B.										
Line 10 C.										
Adjustments										
SUBTOTAL	\$	-	\$	-	\$	-	\$	-	\$	-
PREVIOUSLY REPORTED	\$	380,899,723	\$	441,567,134	\$	441,377,593	\$	445,006,921	\$	443,599,080
BALANCE	\$	380,899,723	\$	441,567,134	\$	441,377,593	\$	445,006,921	\$	443,599,080
CAP	\$	380,933,964	\$	441,567,134	\$	441,377,593	\$	445,006,924	\$	443,599,080
REMAINING BALANCE	\$	34,241		-	\$	-	\$	3	\$	-

	FY	2008	FY	2009	FY	2010	FY	2011	FY	2012
<b>REPORTED THIS QUARTER</b>										
Line 6	\$		\$		\$		\$	107,815,482	\$	
Line 7										
Line 8										
Line 9										
Line 10 A. & B.										
Line 10 C.										
Adjustments										
<b>SUBTOTAL</b>	\$	-	\$	-	\$	-	\$	107,815,482	\$	-
<b>PREVIOUSLY REPORTED</b>	\$	442,010,030	\$	471,104,844	\$	481,165,732	\$	230,069,393	\$	
<b>BALANCE</b>	\$	442,010,030	\$	471,104,844	\$	481,165,732	\$	337,884,875	\$	-
<b>CAP</b>	\$	442,010,030	\$	459,614,481	\$	457,980,471	\$	468,087,951	\$	
<b>REMAINING BALANCE</b>	\$	-	\$	(11,490,363)	\$	(23,185,261)	\$	130,203,076	\$	-
<b>ARRA DSH ALLOTMENT</b>			\$	11,490,362		23,185,262				
<b>UNUSED DSH</b>	\$		\$	(1)		1				

CMIC-04 currently	AND PRIOR	F-Y	2009	F-Y	2010	F-Y	2011	Total
Line 6	\$	\$		\$		\$	31,945,767	\$ 31,945,767
Line 7							-	-
Line 8							-	-
Line 9							(146,721)	(146,721)
Line 10 A. & B.								
Net Expenditures	\$	-	\$	-	\$	-	\$ 31,799,046	\$ 31,799,046
Less:								
HIT Planning							55,515	55,515
HIT Implementation							42,961	42,961
HIT Incentive							4,009,168	4,009,168
Net ADM Expenditures	\$	-	\$	-	\$	-	\$ 27,691,402	\$ 27,691,402
Adjustments								
Transfers								-
Line 10 Adjustments								-
Deferrals								-
Disallowances								-
Subtotal	\$	-	\$	-	\$	-	\$ 27,691,402	\$ 27,691,402
Interest on Disallowances								-
Other								-
TPL								-
Adjusted Funding	\$	-	\$	-	\$	-	\$ 27,691,402	\$ 27,691,402
Less: Federal Advances							30,653,000	30,653,000
Total Funding	\$	-	\$	-	\$	-	\$ (2,961,598)	\$ (2,961,598)

CMS-64 Summary			
	2010	2011	TOTAL
Line 6	\$	55,515	\$ 55,515
Line 7			-
Line 8			-
Line 9			-
Line 10 A. & B.			-
Net Expenditures	\$ -	\$ 55,515	\$ 55,515
Less:			
Waivers			
Net Map Expenditures	\$ -	\$ 55,515	\$ 55,515
Adjustments			
Transfers			
Line 10b Adjustments			
Disallowances			
Subtotal	\$ -	\$ 55,515	\$ 55,515
Interest on Disallowances Other			
Adjusted Funding	\$ -	\$ 55,515	\$ 55,515
Less: Federal Advances			
Total Funding	\$ -	\$ 55,515	\$ 55,515

CMS-64 Summary		2010	2011	TOTAL
Line 6		\$	42,961	\$ 42,961
Line 7				-
Line 8				-
Line 9				-
Line 10 A. & B.				-
Net Expenditures		\$ -	\$ 42,961	\$ 42,961
Less:				
Waivers				
Net Map Expenditures		\$ -	\$ 42,961	\$ 42,961
Adjustments				
Transfers				
Line 10b Adjustments				
Disallowances				
Subtotal		\$ -	\$ 42,961	\$ 42,961
Interest on Disallowances				
Other				
Adjusted Funding		\$ -	\$ 42,961	\$ 42,961
Less: Federal Advances				
Total Funding		\$ -	\$ 42,961	\$ 42,961





[illegible]



ALLOTMENT	\$ 3,314,000	\$ 4,607,000	\$ 6,026,000	\$ 6,599,000	\$ 7,567,000	\$ 7,567,000	\$ 8,100,000
03/31/98	50,501						
06/30/98	173,884						
09/30/98	225,439						
12/31/98		326,896					
03/31/99		378,932					
06/30/99		445,659					
09/30/99		430,179					
12/31/99			416,808				
03/31/00			456,815				
06/30/00			461,678				
09/30/00			463154				
12/31/00				363069			
03/31/01				672829			
06/30/01				578337			
09/30/01				564614			
12/31/01					591,435		
03/31/02					624,995		
06/30/02					656,112		
09/30/02					670,262		
12/31/02						1,022,916	
03/31/03						1,072,481	
06/30/03						538,907	
09/30/03						942,819	
12/31/03	Line 6						1,416,123
12/31/03	Line 8					694,966	
12/31/03	Line 10.B					(694,996)	
03/31/04	Line 6						1,002,008
06/30/04	Line 6						1,040,082
09/30/04	Line 6						1,032,555
12/31/04	Line 8						458
09/30/05	Line 8						1,883,421
09/30/05	Line 10.B						(1,883,421)
REMAINING BALANCE	\$ 2,864,176	\$ 3,025,334	\$ 4,227,545	\$ 4,420,151	\$ 5,024,196	\$ 3,989,907	\$ 3,608,774

ALLUIMENI								
12/31/04	Line 6	\$ 7,864,477	\$ 6,873,071	\$ 7,476,000	\$ 8,429,919	\$ 6,942,338	\$ 10,209,013	\$ 15,020,561
03/31/05	Line 6	1,041,034						
06/30/05	Line 6	1,269,600						
09/30/05	Line 6	1,277,997						
09/30/05	Line 6	1,280,170						
09/30/05	Line 8	3,120,512						
09/30/05	Line 10.B	(3,120,512)						
12/31/05	Line 6		1,380,127					
03/31/06	Line 6		1,662,819					
06/30/06	Line 6		1,699,752					
09/30/06	Line 6		1,772,730					
06/30/08	Line 6				1,824,948			
06/30/08	Line 8				3,798,811			
06/30/08	Line 10.B				(5,456,062)			
06/30/08	Line 8			3,621,013				
06/30/08	Line 10.B			(1,265,644)				
09/30/08	Line 6				30,979			
12/31/08	Line 6					1,815,704		
12/31/08	Line 8				1,728,044			
12/31/08	Line 10.B				(30,979)			
03/31/09	Line 6					348,409		
06/30/09	Line 6					2,173,835		
09/30/09	Line 6					1,668,366		
12/31/09	Line 6						1,624,289	
03/31/10	Line 6						1,359,766	
06/30/10	Line 6						2,225,039	
09/30/10	Line 6						2,311,209	
12/31/10	Line 6							2,361,204
03/31/11	Line 6							677,861
06/30/11	Line 6							4,061,971

REMAINING BALANCE	\$ 2,995,676	\$ 357,643	\$ 5,120,631	\$ 6,534,178	\$ 936,024	\$ 2,688,710	\$ 7,919,525
-------------------	--------------	------------	--------------	--------------	------------	--------------	--------------